

OPEN -- Overall Stage Results

German Area 2 Regionals IPSC 2012

Printed März 25, 2012 at 13:39



Stage 1 -- Stage 01

	PTS	TIME	HIT FACTOR	STAGE POINTS	STAGE PERCENT	COMPETITOR # Name
1	147	18,94	7,7614	150,0000	100,00	9 Pedersen, Frants
2	137	18,72	7,3184	141,4388	94,29	40 Henking, Mathias
3	135	22,15	6,0948	117,7915	78,53	21 Groß, Michael
4	137	22,67	6,0432	116,7947	77,86	67 Pantzer, Bernd
5	130	22,96	5,6620	109,4272	72,95	49 Kobler, Wolfgang
6	136	24,23	5,6129	108,4774	72,32	41 Lange, Bernd
7	127	22,92	5,5410	107,0885	71,39	68 Clausen, Torsten
8	116	23,36	4,9658	95,9708	63,98	36 Frindt, Norbert
9	121	24,44	4,9509	95,6837	63,79	42 Müller, Kerstin
10	142	29,96	4,7397	91,6010	61,07	22 Neff, Rolf
11	125	34,90	3,5817	69,2211	46,15	30 Mahlmann, Claudia
12	130	37,44	3,4722	67,1060	44,74	32 Stangneth, Eckhard
13	132	41,75	3,1617	61,1042	40,74	89 Heinen, David
14	127	41,01	3,0968	59,8505	39,90	2 Svendsen, KB
15	99	39,74	2,4912	48,1461	32,10	96 Henkens, Ulrich

STANDARD -- Overall Stage Results

German Area 2 Regionals IPSC 2012

Printed März 25, 2012 at 13:39



Stage 1 -- Stage 01

	PTS	TIME	HIT FACTOR	STAGE POINTS	STAGE PERCENT	COMPETITOR # Name
1	145	18,44	7,8633	150,0000	100,00	59 Schütz, Michael
2	139	23,82	5,8354	111,3159	74,21	33 Spoerner, Oliver
3	141	25,41	5,5490	105,8519	70,57	52 Musienko, Yuri
4	128	23,13	5,5339	105,5647	70,38	4 Bodé, Jan
5	143	27,68	5,1662	98,5494	65,70	48 Schütz, Anja
6	134	26,05	5,1440	98,1254	65,42	11 Nielsen, Steen Pico
7	142	27,64	5,1375	98,0019	65,33	23 Pedersen, Finn
8	138	27,54	5,0109	95,5871	63,72	13 Stahnke, Claus
9	145	29,54	4,9086	93,6357	62,42	1 Andersen, Mads
10	134	28,06	4,7755	91,0964	60,73	18 Lund, Jess
11	140	29,44	4,7554	90,7140	60,48	57 Sasse, Martin
12	115	24,72	4,6521	88,7429	59,16	70 Leischner, Christian
13	142	31,09	4,5674	87,1268	58,08	65 Bohlen, Günther
14	131	29,08	4,5048	85,9332	57,29	76 Sebelin, Skarthe
15	134	30,04	4,4607	85,0921	56,73	35 Dehn, Heinz
16	132	29,90	4,4147	84,2145	56,14	72 Poller, Matthias
17	129	29,38	4,3907	83,7572	55,84	50 Kraft, Niels
18	132	31,21	4,2294	80,6797	53,79	69 Wallroth, Marion
19	127	30,39	4,1790	79,7181	53,15	95 Andersen, Peter Munk
20	138	33,66	4,0998	78,2076	52,14	83 Wendt, Dieter
21	131	33,02	3,9673	75,6795	50,45	97 Hatje, Peter
22	146	39,50	3,6962	70,5083	47,01	17 Hassenkamm, Nicolai
23	136	36,89	3,6866	70,3258	46,88	78 Meier, Jürgen
24	124	34,31	3,6141	68,9422	45,96	19 Völker, Klaus - E.
25	128	36,32	3,5242	67,2277	44,82	87 Klottka, Peter
26	132	38,35	3,4420	65,6588	43,77	75 Schröder, Olaf
27	142	41,68	3,4069	64,9897	43,33	39 Hänke, Maik
28	142	43,75	3,2457	61,9148	41,28	37 Haug, Christian
29	139	42,94	3,2371	61,7500	41,17	34 Schröder, Mark
30	120	37,87	3,1687	60,4464	40,30	63 Heier, Marc
31	114	38,76	2,9412	56,1055	37,40	56 Rieber, Wilhelm
32	90	30,73	2,9287	55,8681	37,25	74 Schlüter, Werner
33	71	24,82	2,8606	54,5683	36,38	15 Rittig, Claus
34	122	45,63	2,6737	51,0027	34,00	44 Wunderwald, Dieter
35	67	25,06	2,6736	51,0009	34,00	90 Draumann, Manfred
36	132	52,19	2,5292	48,2471	32,16	77 Benthien, Horst
37	135	55,58	2,4289	46,3340	30,89	27 Bahde, Bernd
38	139	61,24	2,2698	43,2976	28,87	43 Lemcke, Holger
39	113	59,06	1,9133	36,4980	24,33	91 Feddern, Lisa
40	104	73,79	1,4094	26,8856	17,92	29 Wolf, Erich

PRODUCTION -- Overall Stage Results

German Area 2 Regionals IPSC 2012

Printed März 25, 2012 at 13:39



Stage 1 -- Stage 01

	PTS	TIME	HIT FACTOR	STAGE POINTS	STAGE PERCENT	COMPETITOR # Name
1	130	19,74	6,5856	150,0000	100,00	71 Bettermann, Heribert
2	126	21,98	5,7325	130,5684	87,05	106 Bowakow, Ludwig
3	120	21,05	5,7007	129,8447	86,56	53 Schürmann, Heinz
4	142	25,12	5,6529	128,7549	85,84	61 Wüsthoff, Sebastian
5	123	22,85	5,3829	122,6066	81,74	46 Harendza, Christoph
6	115	23,20	4,9569	112,9029	75,27	8 Hagemann, Lars
7	115	24,69	4,6578	106,0894	70,73	54 Ballüer, Thomas
8	124	26,73	4,6390	105,6617	70,44	92 Henneberg, Claus K.
9	128	27,84	4,5977	104,7215	69,81	20 Völker, Lutz
10	140	31,66	4,4220	100,7192	67,15	81 Höschler, Tim
11	138	31,34	4,4033	100,2940	66,86	82 Kardel, Hans-Joachim
12	130	29,94	4,3420	98,8978	65,93	85 Schomacker, Heinz
13	132	31,20	4,2308	96,3639	64,24	58 Kaben, Axel
14	119	28,96	4,1091	93,5930	62,40	16 Andersen, Thomas
15	111	27,33	4,0615	92,5078	61,67	80 Haug, Axel
16	130	32,94	3,9466	89,8907	59,93	12 Munk, Per
17	132	33,51	3,9391	89,7211	59,81	105 Krienke, Oliver
18	116	30,65	3,7847	86,2030	57,47	107 Breul, Christian
19	136	37,93	3,5856	81,6678	54,45	3 Smidt, Tom
20	124	35,24	3,5187	80,1458	53,43	28 Neufeld, Alexej
21	103	29,30	3,5154	80,0691	53,38	5 Lerfeldt, Henrik
22	103	33,31	3,0922	70,4300	46,95	31 Pschibul, Ralf
23	120	39,62	3,0288	68,9861	45,99	14 Billetoorp, René
24	93	31,40	2,9618	67,4603	44,97	7 Simonsen, Tommy
25	67	27,27	2,4569	55,9609	37,31	66 Wienbreyer, Michael
26	98	44,50	2,2022	50,1604	33,44	26 Wilhelm, Rainer

REVOLVER (STANDARD) -- Overall Stage Results

German Area 2 Regionals IPSC 2012

Printed März 25, 2012 at 13:39



Stage 1 -- Stage 01

	PTS	TIME	HIT FACTOR	STAGE POINTS	STAGE PERCENT	COMPETITOR # Name
1	143	27,64	5,1737	150,0000	100,00	88 Exner, Thomas
2	122	37,12	3,2866	95,2895	63,53	100 Stettinisch, Rainer
3	139	47,47	2,9282	84,8963	56,60	103 Uhlig, Matthias
4	124	43,90	2,8246	81,8937	54,60	84 Hellwig-Bürgel, Thomas
5	141	55,13	2,5576	74,1523	49,43	6 Low, Michael

OPEN -- Overall Stage Results

German Area 2 Regionals IPSC 2012

Printed März 25, 2012 at 13:39



Stage 2 -- Stage 02

	PTS	TIME	HIT FACTOR	STAGE POINTS	STAGE PERCENT	COMPETITOR # Name
1	138	25,14	5,4893	150,0000	100,00	40 Henking, Mathias
2	124	22,68	5,4674	149,4019	99,60	68 Clausen, Torsten
3	122	22,86	5,3368	145,8348	97,22	9 Pedersen, Frants
4	134	26,84	4,9925	136,4268	90,95	21 Groß, Michael
5	137	29,45	4,6520	127,1197	84,75	22 Neff, Rolf
6	127	27,37	4,6401	126,7962	84,53	42 Müller, Kerstin
7	110	26,70	4,1199	112,5794	75,05	67 Pantzer, Bernd
8	134	34,28	3,9090	106,8173	71,21	36 Frindt, Norbert
9	96	29,47	3,2576	89,0161	59,34	49 Kobler, Wolfgang
10	121	38,02	3,1825	86,9662	57,98	89 Heinen, David
11	140	45,57	3,0722	83,9511	55,97	2 Svendsen, KB
12	117	44,29	2,6417	72,1868	48,12	30 Mahlmann, Claudia
13	141	59,00	2,3898	65,3047	43,54	32 Stangneth, Eckhard
14	0	27,91	0,0000	0,0000	0,00	96 Henkens, Ulrich
15	0	7,60	0,0000	0,0000	0,00	41 Lange, Bernd

STANDARD -- Overall Stage Results

German Area 2 Regionals IPSC 2012

Printed März 25, 2012 at 13:39



Stage 2 -- Stage 02

	PTS	TIME	HIT FACTOR	STAGE POINTS	STAGE PERCENT	COMPETITOR # Name
1	130	25,18	5,1628	150,0000	100,00	59 Schütz, Michael
2	138	30,55	4,5172	131,2416	87,49	48 Schütz, Anja
3	142	32,78	4,3319	125,8586	83,91	23 Pedersen, Finn
4	134	31,25	4,2880	124,5829	83,06	52 Musienko, Yuri
5	123	29,03	4,2370	123,1010	82,07	4 Bodé, Jan
6	144	34,05	4,2291	122,8709	81,91	1 Andersen, Mads
7	133	32,51	4,0910	118,8607	79,24	57 Sasse, Martin
8	130	34,37	3,7824	109,8924	73,26	18 Lund, Jess
9	109	29,39	3,7087	107,7533	71,84	15 Rittig, Claus
10	140	38,05	3,6794	106,8998	71,27	72 Poller, Matthias
11	130	35,60	3,6517	106,0955	70,73	83 Wendt, Dieter
12	120	34,83	3,4453	100,0994	66,73	90 Draumann, Manfred
13	125	36,81	3,3958	98,6615	65,77	95 Andersen, Peter Munk
14	120	36,56	3,2823	95,3627	63,58	35 Dehn, Heinz
15	119	36,69	3,2434	94,2330	62,82	97 Hatje, Peter
16	106	32,78	3,2337	93,9508	62,63	50 Kraft, Niels
17	130	40,45	3,2138	93,3745	62,25	13 Stahnke, Claus
18	121	39,34	3,0757	89,3624	59,57	76 Sebelin, Skarthe
19	128	42,53	3,0096	87,4416	58,29	78 Meier, Jürgen
20	120	41,39	2,8993	84,2344	56,16	69 Wallroth, Marion
21	106	36,77	2,8828	83,7560	55,84	11 Nielsen, Steen Pico
22	116	40,94	2,8334	82,3216	54,88	65 Bohlen, Günther
23	123	44,72	2,7504	79,9111	53,27	19 Völker, Klaus - E.
24	95	35,37	2,6859	78,0355	52,02	33 Spoerner, Oliver
25	144	55,70	2,5853	75,1123	50,07	17 Hassenkamm, Nicolai
26	121	48,95	2,4719	71,8185	47,88	34 Schröder, Mark
27	112	45,82	2,4443	71,0177	47,35	74 Schlüter, Werner
28	89	36,68	2,4264	70,4960	47,00	87 Klottka, Peter
29	105	45,51	2,3072	67,0326	44,69	70 Leischner, Christian
30	98	42,52	2,3048	66,9632	44,64	39 Hänke, Maik
31	95	43,40	2,1889	63,5971	42,40	63 Heier, Marc
32	132	62,28	2,1195	61,5785	41,05	75 Schröder, Olaf
33	132	71,59	1,8438	53,5704	35,71	27 Bahde, Bernd
34	120	68,64	1,7483	50,7934	33,86	43 Lemcke, Holger
35	82	57,72	1,4207	41,2754	27,52	56 Rieber, Wilhelm
36	88	63,25	1,3913	40,4227	26,95	44 Wunderwald, Dieter
37	89	80,63	1,1038	32,0699	21,38	29 Wolf, Erich
38	105	96,72	1,0856	31,5411	21,03	91 Feddern, Lisa
39	50	47,78	1,0465	30,4038	20,27	37 Haug, Christian
40	59	61,93	0,9527	27,6793	18,45	77 Benthien, Horst

PRODUCTION -- Overall Stage Results

German Area 2 Regionals IPSC 2012

Printed März 25, 2012 at 13:39




Stage 2 -- Stage 02

	PTS	TIME	HIT FACTOR	STAGE POINTS	STAGE PERCENT	COMPETITOR # Name
1	128	25,82	4,9574	150,0000	100,00	46 Harendza, Christoph
2	136	30,57	4,4488	134,6111	89,74	61 Wüsthoff, Sebastian
3	116	26,08	4,4479	134,5823	89,72	54 Ballüer, Thomas
4	120	27,16	4,4183	133,6869	89,12	71 Bettermann, Heribert
5	130	29,49	4,4083	133,3847	88,92	20 Völker, Lutz
6	113	26,38	4,2835	129,6108	86,41	53 Schürmann, Heinz
7	115	28,94	3,9737	120,2366	80,16	106 Bowakow, Ludwig
8	119	31,04	3,8338	116,0013	77,33	107 Breul, Christian
9	112	32,04	3,4956	105,7701	70,51	92 Henneberg, Claus K.
10	134	38,78	3,4554	104,5525	69,70	81 Höschler, Tim
11	86	25,35	3,3925	102,6498	68,43	8 Hagemann, Lars
12	122	37,96	3,2139	97,2459	64,83	85 Schomacker, Heinz
13	115	35,97	3,1971	96,7375	64,49	80 Haug, Axel
14	122	38,78	3,1460	95,1896	63,46	7 Simonsen, Tommy
15	114	36,41	3,1310	94,7374	63,16	58 Kaben, Axel
16	134	42,81	3,1301	94,7103	63,14	105 Krienke, Oliver
17	120	39,99	3,0008	90,7961	60,53	82 Kardel, Hans-Joachim
18	115	39,99	2,8757	87,0130	58,01	16 Andersen, Thomas
19	114	40,39	2,8225	85,4021	56,93	31 Pschibul, Ralf
20	109	40,23	2,7094	81,9811	54,65	3 Smidt, Tom
21	118	44,71	2,6392	79,8573	53,24	14 Billetoorp, René
22	71	35,27	2,0130	60,9103	40,61	5 Lerfeldt, Henrik
23	90	48,31	1,8630	56,3693	37,58	28 Neufeld, Alexej
24	81	51,07	1,5861	47,9907	31,99	66 Wienbreyer, Michael
25	75	53,08	1,4130	42,7531	28,50	12 Munk, Per
26	80	61,28	1,3055	39,5011	26,33	26 Wilhelm, Rainer

REVOLVER (STANDARD) -- Overall Stage Results

German Area 2 Regionals IPSC 2012

Printed März 25, 2012 at 13:39



Stage 2 -- Stage 02

	PTS	TIME	HIT FACTOR	STAGE POINTS	STAGE PERCENT	COMPETITOR # Name
1	122	47,62	2,5619	150,0000	100,00	88 Exner, Thomas
2	139	69,25	2,0072	117,5211	78,35	6 Low, Michael
3	133	67,39	1,9736	115,5519	77,03	84 Hellwig-Bürgel, Thomas
4	112	62,30	1,7978	105,2570	70,17	103 Uhlig, Matthias
5	88	57,95	1,5186	88,9099	59,27	100 Stettensch, Rainer

OPEN -- Overall Stage Results

German Area 2 Regionals IPSC 2012

Printed März 25, 2012 at 13:39



Stage 3 -- Stage 03

	PTS	TIME	HIT FACTOR	STAGE POINTS	STAGE PERCENT	COMPETITOR # Name
1	59	9,94	5,9356	60,0000	100,00	9 Pedersen, Frants
2	58	11,18	5,1878	52,4411	87,40	67 Pantzer, Bernd
3	56	11,50	4,8696	49,2239	82,04	42 Müller, Kerstin
4	50	10,69	4,6773	47,2800	78,80	68 Clausen, Torsten
5	43	9,42	4,5648	46,1427	76,90	40 Henking, Mathias
6	59	13,10	4,5038	45,5267	75,88	22 Neff, Rolf
7	49	11,21	4,3711	44,1851	73,64	36 Frindt, Norbert
8	57	13,09	4,3545	44,0170	73,36	2 Svendsen, KB
9	49	12,63	3,8797	39,2174	65,36	21 Groß, Michael
10	40	10,71	3,7348	37,7534	62,92	49 Kobler, Wolfgang
11	52	15,68	3,3163	33,5230	55,87	41 Lange, Bernd
12	56	16,93	3,3077	33,4362	55,73	30 Mahlmann, Claudia
13	52	16,96	3,0660	30,9930	51,65	89 Heinen, David
14	55	23,69	2,3217	23,4684	39,11	32 Stangneth, Eckhard
15	21	16,08	1,3060	13,2014	22,00	96 Henkens, Ulrich

STANDARD -- Overall Stage Results

German Area 2 Regionals IPSC 2012

Printed März 25, 2012 at 13:39



Stage 3 -- Stage 03

	PTS	TIME	HIT FACTOR	STAGE POINTS	STAGE PERCENT	COMPETITOR # Name
1	51	10,76	4,7398	60,0000	100,00	59 Schütz, Michael
2	56	13,48	4,1543	52,5886	87,65	48 Schütz, Anja
3	52	12,53	4,1500	52,5346	87,56	4 Bodé, Jan
4	56	13,59	4,1207	52,1629	86,94	15 Rittig, Claus
5	60	15,01	3,9973	50,6016	84,34	52 Musienko, Yuri
6	57	14,29	3,9888	50,4936	84,16	33 Spoerner, Oliver
7	56	14,16	3,9548	50,0631	83,44	18 Lund, Jess
8	57	14,48	3,9365	49,8310	83,05	50 Kraft, Niels
9	55	14,41	3,8168	48,3161	80,53	72 Poller, Matthias
10	59	15,57	3,7893	47,9686	79,95	1 Andersen, Mads
11	56	15,17	3,6915	46,7300	77,88	11 Nielsen, Steen Pico
12	52	14,11	3,6853	46,6519	77,75	70 Leischner, Christian
13	58	15,84	3,6616	46,3517	77,25	95 Andersen, Peter Munk
14	54	15,27	3,5363	44,7660	74,61	13 Stahnke, Claus
15	54	15,49	3,4861	44,1302	73,55	57 Sasse, Martin
16	56	16,44	3,4063	43,1201	71,87	76 Sebelin, Skarthe
17	58	17,23	3,3662	42,6124	71,02	35 Dehn, Heinz
18	56	17,05	3,2845	41,5774	69,30	83 Wendt, Dieter
19	55	17,43	3,1555	39,9447	66,57	97 Hatje, Peter
20	54	17,92	3,0134	38,1460	63,58	75 Schröder, Olaf
21	52	18,03	2,8841	36,5091	60,85	69 Wallroth, Marion
22	56	19,76	2,8340	35,8752	59,79	23 Pedersen, Finn
23	50	18,01	2,7762	35,1439	58,57	74 Schlüter, Werner
24	56	20,50	2,7317	34,5802	57,63	78 Meier, Jürgen
25	54	19,83	2,7231	34,4718	57,45	19 Völker, Klaus - E.
26	54	20,37	2,6510	33,5580	55,93	56 Rieber, Wilhelm
27	55	20,76	2,6493	33,5373	55,90	39 Hänke, Maik
28	48	18,26	2,6287	33,2762	55,46	87 Klottka, Peter
29	43	16,46	2,6124	33,0698	55,12	90 Draumann, Manfred
30	43	17,26	2,4913	31,5370	52,56	65 Bohlen, Günther
31	54	23,29	2,3186	29,3506	48,92	17 Hassenkamm, Nicolai
32	48	21,05	2,2803	28,8657	48,11	37 Haug, Christian
33	42	20,21	2,0782	26,3073	43,85	34 Schröder, Mark
34	56	29,32	1,9100	24,1778	40,30	29 Wolf, Erich
35	50	28,61	1,7476	22,1231	36,87	77 Benthien, Horst
36	56	32,62	1,7167	21,7319	36,22	27 Bahde, Bernd
37	53	30,97	1,7113	21,6635	36,11	91 Feddern, Lisa
38	52	34,02	1,5285	19,3492	32,25	43 Lemcke, Holger
39	16	24,83	0,6444	8,1571	13,60	44 Wunderwald, Dieter
40	0	18,11	0,0000	0,0000	0,00	63 Heier, Marc

PRODUCTION -- Overall Stage Results

German Area 2 Regionals IPSC 2012

Printed März 25, 2012 at 13:39



Stage 3 -- Stage 03

	PTS	TIME	HIT FACTOR	STAGE POINTS	STAGE PERCENT	COMPETITOR # Name
1	56	10,38	5,3950	60,0000	100,00	8 Hagemann, Lars
2	50	9,95	5,0251	55,8866	93,14	71 Bettermann, Heribert
3	50	9,95	5,0251	55,8866	93,14	53 Schürmann, Heinz
4	56	11,15	5,0224	55,8565	93,09	46 Harendza, Christoph
5	56	12,20	4,5902	51,0492	85,08	61 Wüsthoff, Sebastian
6	56	12,39	4,5198	50,2663	83,78	16 Andersen, Thomas
7	39	10,20	3,8235	42,5231	70,87	54 Ballüer, Thomas
8	54	15,01	3,5976	40,0105	66,68	107 Breul, Christian
9	54	15,06	3,5857	39,8776	66,46	85 Schomacker, Heinz
10	54	15,07	3,5833	39,8512	66,42	92 Henneberg, Claus K.
11	54	15,07	3,5833	39,8512	66,42	20 Völker, Lutz
12	56	16,77	3,3393	37,1377	61,90	81 Höschler, Tim
13	58	17,95	3,2312	35,9355	59,89	31 Pschibul, Ralf
14	48	15,05	3,1894	35,4703	59,12	66 Wienbreyer, Michael
15	50	15,75	3,1746	35,3061	58,84	58 Kaben, Axel
16	58	18,90	3,0688	34,1292	56,88	7 Simonsen, Tommy
17	41	13,47	3,0438	33,8514	56,42	106 Bowakow, Ludwig
18	44	14,71	2,9912	33,2660	55,44	82 Kardel, Hans-Joachim
19	56	21,20	2,6415	29,3774	48,96	3 Smidt, Tom
20	52	19,85	2,6196	29,1342	48,56	105 Krienke, Oliver
21	50	19,53	2,5602	28,4727	47,45	28 Neufeld, Alexej
22	41	16,73	2,4507	27,2551	45,43	80 Haug, Axel
23	31	13,02	2,3810	26,4796	44,13	5 Lerfeldt, Henrik
24	56	23,60	2,3729	26,3898	43,98	26 Wilhelm, Rainer
25	46	19,40	2,3711	26,3704	43,95	12 Munk, Per
26	37	22,91	1,6150	17,9613	29,94	14 Billetorp, René

REVOLVER (STANDARD) -- Overall Stage Results

German Area 2 Regionals IPSC 2012

Printed März 25, 2012 at 13:39




Stage 3 -- Stage 03

	PTS	TIME	HIT FACTOR	STAGE POINTS	STAGE PERCENT	COMPETITOR # Name
1	57	12,24	4,6569	60,0000	100,00	88 Exner, Thomas
2	60	20,51	2,9254	37,6915	62,82	103 Uhlig, Matthias
3	56	19,33	2,8971	37,3262	62,21	100 Stettensch, Rainer
4	58	21,00	2,7619	35,5850	59,31	84 Hellwig-Bürgel, Thomas
5	39	24,32	1,6036	20,6614	34,44	6 Low, Michael

OPEN -- Overall Stage Results
German Area 2 Regionals IPSC 2012

Printed März 25, 2012 at 13:39



Stage 4 -- Stage 04

	PTS	TIME	HIT FACTOR	STAGE POINTS	STAGE PERCENT	COMPETITOR # Name
1	54	10,39	5,1973	60,0000	100,00	41 Lange, Bernd
2	57	11,06	5,1537	59,4967	99,16	68 Clausen, Torsten
3	54	10,69	5,0514	58,3162	97,19	40 Henking, Mathias
4	55	11,34	4,8501	55,9916	93,32	21 Groß, Michael
5	57	11,77	4,8428	55,9077	93,18	49 Kobler, Wolfgang
6	57	13,18	4,3247	49,9267	83,21	42 Müller, Kerstin
7	56	14,20	3,9437	45,5274	75,88	36 Frindt, Norbert
8	42	10,66	3,9400	45,4847	75,81	67 Pantzer, Bernd
9	32	8,77	3,6488	42,1234	70,21	9 Pedersen, Frants
10	55	15,45	3,5599	41,0967	68,49	22 Neff, Rolf
11	47	19,05	2,4672	28,4824	47,47	30 Mahlmann, Claudia
12	57	26,09	2,1847	25,2217	42,04	89 Heinen, David
13	57	29,61	1,9250	22,2233	37,04	2 Svendsen, KB
14	37	26,69	1,3863	16,0039	26,67	32 Stangneth, Eckhard
15	8	18,58	0,4306	4,9707	8,28	96 Henkens, Ulrich

STANDARD -- Overall Stage Results

German Area 2 Regionals IPSC 2012

Printed März 25, 2012 at 13:39



Stage 4 -- Stage 04

	PTS	TIME	HIT FACTOR	STAGE POINTS	STAGE PERCENT	COMPETITOR # Name
1	58	11,35	5,1101	60,0000	100,00	59 Schütz, Michael
2	58	14,13	4,1047	48,1953	80,33	15 Rittig, Claus
3	56	13,73	4,0787	47,8891	79,82	4 Bodé, Jan
4	58	14,26	4,0673	47,7560	79,59	1 Andersen, Mads
5	56	15,69	3,5692	41,9068	69,84	52 Musienko, Yuri
6	48	13,91	3,4508	40,5166	67,53	13 Stahnke, Claus
7	54	16,28	3,3170	38,9456	64,91	50 Kraft, Niels
8	55	17,17	3,2033	37,6107	62,68	90 Draumann, Manfred
9	55	17,84	3,0830	36,1982	60,33	35 Dehn, Heinz
10	45	14,96	3,0080	35,3183	58,86	48 Schütz, Anja
11	41	14,69	2,7910	32,7704	54,62	33 Spoerner, Oliver
12	60	21,59	2,7791	32,6301	54,38	78 Meier, Jürgen
13	52	19,42	2,6777	31,4393	52,40	95 Andersen, Peter Munk
14	52	19,50	2,6667	31,3103	52,18	11 Nielsen, Steen Pico
15	54	20,76	2,6012	30,5412	50,90	37 Haug, Christian
16	50	19,84	2,5202	29,5902	49,32	74 Schlüter, Werner
17	42	16,94	2,4793	29,1109	48,52	76 Sebelin, Skarthe
18	55	22,25	2,4719	29,0236	48,37	63 Heier, Marc
19	48	19,58	2,4515	28,7838	47,97	18 Lund, Jess
20	58	25,00	2,3200	27,2400	45,40	65 Bohlen, Günther
21	41	18,71	2,1913	25,7294	42,88	83 Wendt, Dieter
22	42	19,23	2,1841	25,6442	42,74	69 Wallroth, Marion
23	42	20,56	2,0428	23,9853	39,98	72 Poller, Matthias
24	57	30,22	1,8862	22,1462	36,91	43 Lemcke, Holger
25	42	24,66	1,7032	19,9975	33,33	97 Hatje, Peter
26	27	15,89	1,6992	19,9507	33,25	57 Sasse, Martin
27	35	24,27	1,4421	16,9324	28,22	87 Klottka, Peter
28	31	21,56	1,4378	16,8823	28,14	56 Rieber, Wilhelm
29	29	20,33	1,4265	16,7486	27,91	34 Schröder, Mark
30	25	19,34	1,2927	15,1776	25,30	75 Schröder, Olaf
31	27	21,13	1,2778	15,0032	25,01	17 Hassenkamm, Nicolai
32	46	36,17	1,2718	14,9324	24,89	23 Pedersen, Finn
33	31	26,79	1,1571	13,5865	22,64	19 Völker, Klaus - E.
34	16	18,59	0,8607	10,1055	16,84	70 Leischner, Christian
35	25	34,66	0,7213	8,4690	14,11	29 Wolf, Erich
36	16	25,46	0,6284	7,3787	12,30	91 Feddern, Lisa
37	10	20,02	0,4995	5,8648	9,77	39 Hänke, Maik
38	16	40,88	0,3914	4,5955	7,66	44 Wunderwald, Dieter
39	14	42,33	0,3307	3,8833	6,47	77 Benthien, Horst
40	0	34,89	0,0000	0,0000	0,00	27 Bahde, Bernd

PRODUCTION -- Overall Stage Results

German Area 2 Regionals IPSC 2012

Printed März 25, 2012 at 13:39




Stage 4 -- Stage 04

	PTS	TIME	HIT FACTOR	STAGE POINTS	STAGE PERCENT	COMPETITOR # Name
1	54	11,58	4,6632	60,0000	100,00	8 Hagemann, Lars
2	54	12,09	4,4665	57,4690	95,78	71 Bettermann, Heribert
3	50	12,59	3,9714	51,0988	85,16	54 Ballüer, Thomas
4	54	13,73	3,9330	50,6045	84,34	61 Wüsthoff, Sebastian
5	54	15,48	3,4884	44,8837	74,81	16 Andersen, Thomas
6	52	15,44	3,3679	43,3333	72,22	92 Henneberg, Claus K.
7	48	15,77	3,0438	39,1630	65,27	107 Breul, Christian
8	52	19,27	2,6985	34,7206	57,87	7 Simonsen, Tommy
9	50	19,38	2,5800	33,1957	55,33	20 Völker, Lutz
10	54	22,00	2,4545	31,5818	52,64	66 Wienbreyer, Michael
11	41	17,13	2,3935	30,7959	51,33	80 Haug, Axel
12	33	13,85	2,3827	30,6570	51,10	53 Schürmann, Heinz
13	50	21,91	2,2821	29,3625	48,94	105 Krienke, Oliver
14	52	22,86	2,2747	29,2680	48,78	81 Höschler, Tim
15	41	18,30	2,2404	28,8270	48,04	58 Kaben, Axel
16	42	18,95	2,2164	28,5172	47,53	82 Kardel, Hans-Joachim
17	33	15,07	2,1898	28,1752	46,96	46 Harendza, Christoph
18	39	19,41	2,0093	25,8527	43,09	26 Wilhelm, Rainer
19	39	20,22	1,9288	24,8170	41,36	3 Smidt, Tom
20	31	16,67	1,8596	23,9272	39,88	106 Bowakow, Ludwig
21	24	19,61	1,2239	15,7471	26,25	31 Pschibul, Ralf
22	21	18,52	1,1339	14,5896	24,32	28 Neufeld, Alexej
23	10	15,74	0,6353	8,1745	13,62	85 Schomacker, Heinz
24	13	21,91	0,5933	7,6343	12,72	12 Munk, Per
25	6	25,79	0,2326	2,9934	4,99	14 Billetorp, René
26	0	19,87	0,0000	0,0000	0,00	5 Lerfeldt, Henrik

REVOLVER (STANDARD) -- Overall Stage Results

German Area 2 Regionals IPSC 2012

Printed März 25, 2012 at 13:39



Stage 4 -- Stage 04

	PTS	TIME	HIT FACTOR	STAGE POINTS	STAGE PERCENT	COMPETITOR # Name
1	52	15,15	3,4323	60,0000	100,00	88 Exner, Thomas
2	58	22,34	2,5962	45,3843	75,64	103 Uhlig, Matthias
3	55	21,86	2,5160	43,9818	73,30	84 Hellwig-Bürgel, Thomas
4	51	25,54	1,9969	34,9068	58,18	6 Low, Michael
5	41	22,49	1,8230	31,8680	53,11	100 Stettensch, Rainer

OPEN -- Overall Stage Results

German Area 2 Regionals IPSC 2012

Printed März 25, 2012 at 13:39



Stage 5 -- Stage 05

	PTS	TIME	HIT FACTOR	STAGE POINTS	STAGE PERCENT	COMPETITOR # Name
1	56	11,83	4,7337	60,0000	100,00	9 Pedersen, Frants
2	56	13,95	4,0143	50,8817	84,80	40 Henking, Mathias
3	57	14,74	3,8670	49,0146	81,69	41 Lange, Bernd
4	54	15,06	3,5857	45,4482	75,75	68 Clausen, Torsten
5	54	15,51	3,4816	44,1296	73,55	67 Pantzer, Bernd
6	55	16,10	3,4161	43,2997	72,17	22 Neff, Rolf
7	53	15,89	3,3354	42,2766	70,46	36 Frindt, Norbert
8	52	15,92	3,2663	41,4008	69,00	49 Kobler, Wolfgang
9	44	14,53	3,0282	38,3827	63,97	21 Groß, Michael
10	53	18,64	2,8433	36,0394	60,07	96 Henkens, Ulrich
11	57	20,48	2,7832	35,2771	58,80	42 Müller, Kerstin
12	39	17,00	2,2941	29,0779	48,46	2 Svendsen, KB
13	52	24,24	2,1452	27,1906	45,32	30 Mahlmann, Claudia
14	46	22,03	2,0881	26,4662	44,11	89 Heinen, David
15	36	38,38	0,9380	11,8890	19,82	32 Stangneth, Eckhard

STANDARD -- Overall Stage Results

German Area 2 Regionals IPSC 2012

Printed März 25, 2012 at 13:39



Stage 5 -- Stage 05

	PTS	TIME	HIT FACTOR	STAGE POINTS	STAGE PERCENT	COMPETITOR # Name
1	59	14,77	3,9946	60,0000	100,00	33 Spoerner, Oliver
2	49	13,11	3,7376	56,1401	93,57	59 Schütz, Michael
3	58	15,98	3,6295	54,5169	90,86	15 Rittig, Claus
4	59	16,56	3,5628	53,5145	89,19	76 Sebelin, Skarthe
5	57	16,09	3,5426	53,2106	88,68	65 Bohlen, Günther
6	57	16,19	3,5207	52,8820	88,14	52 Musienko, Yuri
7	56	16,08	3,4826	52,3096	87,18	23 Pedersen, Finn
8	56	16,25	3,4462	51,7624	86,27	11 Nielsen, Steen Pico
9	58	17,34	3,3449	50,2410	83,74	18 Lund, Jess
10	53	16,94	3,1287	46,9940	78,32	48 Schütz, Anja
11	58	18,85	3,0769	46,2164	77,03	13 Stahnke, Claus
12	50	16,29	3,0694	46,1029	76,84	70 Leischner, Christian
13	59	19,29	3,0586	45,9409	76,57	1 Andersen, Mads
14	51	17,09	2,9842	44,8237	74,71	90 Draumann, Manfred
15	56	19,13	2,9273	43,9696	73,28	78 Meier, Jürgen
16	51	17,79	2,8668	43,0600	71,77	72 Poller, Matthias
17	58	20,26	2,8628	43,0000	71,67	63 Heier, Marc
18	45	16,34	2,7540	41,3657	68,94	57 Sasse, Martin
19	52	19,13	2,7182	40,8289	68,05	37 Haug, Christian
20	54	19,92	2,7108	40,7178	67,86	4 Bodé, Jan
21	48	17,76	2,7027	40,5955	67,66	19 Völker, Klaus - E.
22	50	18,60	2,6882	40,3773	67,30	75 Schröder, Olaf
23	52	19,46	2,6721	40,1366	66,89	74 Schlüter, Werner
24	57	22,35	2,5503	38,3069	63,84	97 Hatje, Peter
25	46	18,48	2,4892	37,3883	62,31	95 Andersen, Peter Munk
26	51	20,53	2,4842	37,3131	62,19	50 Kraft, Niels
27	46	18,67	2,4638	37,0078	61,68	83 Wendt, Dieter
28	53	21,58	2,4560	36,8896	61,48	34 Schröder, Mark
29	47	19,75	2,3797	35,7446	59,57	35 Dehn, Heinz
30	50	22,94	2,1796	32,7383	54,56	69 Wallroth, Marion
31	48	22,72	2,1127	31,7331	52,89	17 Hassenkamm, Nicolai
32	48	23,01	2,0860	31,3332	52,22	87 Klottka, Peter
33	53	25,75	2,0583	30,9156	51,53	56 Rieber, Wilhelm
34	45	22,74	1,9789	29,7236	49,54	39 Hänke, Maik
35	48	26,74	1,7951	26,9625	44,94	93 Grone, Kai
36	51	29,58	1,7241	25,8971	43,16	77 Benthien, Horst
37	50	32,32	1,5470	23,2369	38,73	27 Bahde, Bernd
38	42	28,51	1,4732	22,1275	36,88	94 Grone, Nicole
39	50	37,44	1,3355	20,0592	33,43	29 Wolf, Erich
40	17	33,95	0,5007	7,5212	12,54	91 Feddern, Lisa

PRODUCTION -- Overall Stage Results

German Area 2 Regionals IPSC 2012

Printed März 25, 2012 at 13:39



Stage 5 -- Stage 05

	PTS	TIME	HIT FACTOR	STAGE POINTS	STAGE PERCENT	COMPETITOR # Name
1	52	12,81	4,0593	60,0000	100,00	71 Bettermann, Heribert
2	54	13,85	3,8989	57,6290	96,05	8 Hagemann, Lars
3	48	13,72	3,4985	51,7111	86,19	53 Schürmann, Heinz
4	58	16,58	3,4982	51,7059	86,18	61 Wüsthoff, Sebastian
5	54	15,44	3,4974	51,6944	86,16	46 Harendza, Christoph
6	46	13,56	3,3923	50,1413	83,57	106 Bowakow, Ludwig
7	48	15,62	3,0730	45,4211	75,70	20 Völker, Lutz
8	40	13,14	3,0441	44,9947	74,99	54 Ballüer, Thomas
9	54	17,84	3,0269	44,7400	74,57	12 Munk, Per
10	50	16,80	2,9762	43,9904	73,32	5 Lerfeldt, Henrik
11	52	18,17	2,8619	42,3005	70,50	16 Andersen, Thomas
12	50	17,62	2,8377	41,9432	69,91	80 Haug, Axel
13	56	20,24	2,7668	40,8954	68,16	92 Henneberg, Claus K.
14	46	16,91	2,7203	40,2079	67,01	58 Kaben, Axel
15	52	19,33	2,6901	39,7620	66,27	66 Wienbreyer, Michael
16	50	19,15	2,6110	38,5921	64,32	81 Höschler, Tim
17	52	20,49	2,5378	37,5110	62,52	31 Pschibul, Ralf
18	42	16,76	2,5060	37,0401	61,73	28 Neufeld, Alexej
19	52	21,57	2,4108	35,6328	59,39	82 Kardel, Hans-Joachim
20	56	23,73	2,3599	34,8809	58,13	3 Smidt, Tom
21	52	23,16	2,2453	33,1865	55,31	14 Billetoorp, René
22	42	19,06	2,2036	32,5704	54,28	105 Krienke, Oliver
23	37	18,14	2,0397	30,1482	50,25	107 Breul, Christian
24	39	20,76	1,8786	27,7673	46,28	7 Simonsen, Tommy
25	24	27,63	0,8686	12,8389	21,40	85 Schomacker, Heinz
26	20	29,68	0,6739	9,9601	16,60	26 Wilhelm, Rainer

REVOLVER (STANDARD) -- Overall Stage Results

German Area 2 Regionals IPSC 2012

Printed März 25, 2012 at 13:39



Stage 5 -- Stage 05

	PTS	TIME	HIT FACTOR	STAGE POINTS	STAGE PERCENT	COMPETITOR # Name
1	53	16,03	3,3063	60,0000	100,00	88 Exner, Thomas
2	60	22,18	2,7051	49,0906	81,82	6 Low, Michael
3	58	21,89	2,6496	48,0830	80,14	84 Hellwig-Bürgel, Thomas
4	54	25,82	2,0914	37,9530	63,26	100 Stettensch, Rainer
5	59	28,36	2,0804	37,7533	62,92	103 Uhlig, Matthias

OPEN -- Overall Stage Results

German Area 2 Regionals IPSC 2012

Printed März 25, 2012 at 13:39



Stage 6 -- Stage 06

	PTS	TIME	HIT FACTOR	STAGE POINTS	STAGE PERCENT	COMPETITOR # Name
1	58	12,61	4,5995	60,0000	100,00	9 Pedersen, Frants
2	57	12,96	4,3981	57,3731	95,62	2 Svendsen, KB
3	54	12,99	4,1570	54,2279	90,38	68 Clausen, Torsten
4	58	15,15	3,8284	49,9406	83,23	42 Müller, Kerstin
5	58	15,17	3,8233	49,8748	83,12	40 Henking, Mathias
6	56	14,98	3,7383	48,7657	81,28	21 Groß, Michael
7	56	17,53	3,1945	41,6720	69,45	22 Neff, Rolf
8	56	18,18	3,0803	40,1821	66,97	36 Frindt, Norbert
9	49	16,36	2,9951	39,0707	65,12	67 Pantzer, Bernd
10	55	18,37	2,9940	39,0564	65,09	41 Lange, Bernd
11	42	16,66	2,5210	32,8861	54,81	49 Kobler, Wolfgang
12	41	21,83	1,8781	24,5001	40,83	30 Mahlmann, Claudia
13	55	33,41	1,6462	21,4746	35,79	89 Heinen, David
14	51	31,74	1,6068	20,9605	34,93	32 Stangneth, Eckhard
15	26	27,88	0,9326	12,1652	20,28	96 Henkens, Ulrich

STANDARD -- Overall Stage Results

German Area 2 Regionals IPSC 2012

Printed März 25, 2012 at 13:39



Stage 6 -- Stage 06

	PTS	TIME	HIT FACTOR	STAGE POINTS	STAGE PERCENT	COMPETITOR # Name
1	53	13,01	4,0738	60,0000	100,00	59 Schütz, Michael
2	56	16,36	3,4230	50,4147	84,02	48 Schütz, Anja
3	54	16,14	3,3457	49,2768	82,13	33 Spoerner, Oliver
4	56	17,07	3,2806	48,3178	80,53	1 Andersen, Mads
5	57	18,43	3,0928	45,5514	75,92	50 Kraft, Niels
6	52	16,98	3,0624	45,1043	75,17	70 Leischner, Christian
7	58	19,83	2,9249	43,0782	71,80	35 Dehn, Heinz
8	56	19,39	2,8881	42,5366	70,89	65 Bohlen, Günther
9	50	17,58	2,8441	41,8894	69,82	11 Nielsen, Steen Pico
10	54	19,16	2,8184	41,5098	69,18	18 Lund, Jess
11	42	15,27	2,7505	40,5101	67,52	72 Poller, Matthias
12	56	20,50	2,7317	40,2334	67,06	23 Pedersen, Finn
13	52	19,46	2,6721	39,3562	65,59	75 Schröder, Olaf
14	56	21,08	2,6565	39,1264	65,21	83 Wendt, Dieter
15	56	21,98	2,5478	37,5243	62,54	76 Sebelin, Skarthe
16	46	18,23	2,5233	37,1641	61,94	4 Bodé, Jan
17	41	16,41	2,4985	36,7983	61,33	15 Rittig, Claus
18	38	15,56	2,4422	35,9689	59,95	57 Sasse, Martin
19	60	24,81	2,4184	35,6186	59,36	17 Hassenkamm, Nicolai
20	50	21,43	2,3332	34,3637	57,27	95 Andersen, Peter Munk
21	52	22,46	2,3152	34,0994	56,83	78 Meier, Jürgen
22	44	20,62	2,1339	31,4280	52,38	63 Heier, Marc
23	54	25,38	2,1277	31,3368	52,23	37 Haug, Christian
24	52	24,64	2,1104	31,0825	51,80	74 Schlüter, Werner
25	56	26,86	2,0849	30,7068	51,18	19 Völker, Klaus - E.
26	39	18,83	2,0712	30,5047	50,84	87 Klottka, Peter
27	31	15,50	2,0000	29,4566	49,09	52 Musienko, Yuri
28	46	24,21	1,9000	27,9844	46,64	97 Hatje, Peter
29	42	22,20	1,8919	27,8644	46,44	69 Wallroth, Marion
30	31	16,99	1,8246	26,8733	44,79	13 Stahnke, Claus
31	58	32,39	1,7907	26,3736	43,96	27 Bahde, Bernd
32	37	21,60	1,7130	25,2290	42,05	34 Schröder, Mark
33	55	33,74	1,6301	24,0088	40,01	56 Rieber, Wilhelm
34	55	35,46	1,5510	22,8442	38,07	43 Lemcke, Holger
35	55	41,36	1,3298	19,5855	32,64	77 Benthien, Horst
36	25	21,45	1,1655	17,1659	28,61	90 Draumann, Manfred
37	35	31,51	1,1108	16,3596	27,27	44 Wunderwald, Dieter
38	18	24,20	0,7438	10,9549	18,26	39 Hänke, Maik
39	42	59,44	0,7066	10,4069	17,34	91 Feddern, Lisa
40	6	46,68	0,1285	1,8931	3,16	29 Wolf, Erich

PRODUCTION -- Overall Stage Results

German Area 2 Regionals IPSC 2012

Printed März 25, 2012 at 13:39



Stage 6 -- Stage 06

	PTS	TIME	HIT FACTOR	STAGE POINTS	STAGE PERCENT	COMPETITOR # Name
1	58	14,03	4,1340	60,0000	100,00	54 Ballüer, Thomas
2	52	12,78	4,0689	59,0546	98,42	71 Bettermann, Heribert
3	54	14,87	3,6315	52,7064	87,84	8 Hagemann, Lars
4	56	16,55	3,3837	49,1101	81,85	61 Wüsthoff, Sebastian
5	50	14,88	3,3602	48,7695	81,28	46 Harendza, Christoph
6	56	17,72	3,1603	45,8675	76,45	92 Henneberg, Claus K.
7	60	19,17	3,1299	45,4266	75,71	16 Andersen, Thomas
8	46	15,49	2,9697	43,1010	71,84	53 Schürmann, Heinz
9	52	18,07	2,8777	41,7663	69,61	106 Bowakow, Ludwig
10	54	18,89	2,8587	41,4899	69,15	80 Haug, Axel
11	48	17,25	2,7826	40,3862	67,31	107 Breul, Christian
12	52	18,99	2,7383	39,7429	66,24	58 Kaben, Axel
13	58	21,81	2,6593	38,5970	64,33	14 Billetoorp, René
14	56	21,14	2,6490	38,4471	64,08	5 Lerfeldt, Henrik
15	54	20,59	2,6226	38,0643	63,44	7 Simonsen, Tommy
16	54	21,42	2,5210	36,5894	60,98	85 Schomacker, Heinz
17	58	23,11	2,5097	36,4258	60,71	82 Kardel, Hans-Joachim
18	45	19,84	2,2681	32,9194	54,87	81 Höschler, Tim
19	54	24,99	2,1609	31,3623	52,27	66 Wienbreyer, Michael
20	44	21,65	2,0323	29,4969	49,16	3 Smidt, Tom
21	41	20,23	2,0267	29,4150	49,03	20 Völker, Lutz
22	54	28,86	1,8711	27,1568	45,26	31 Pschibul, Ralf
23	46	25,63	1,7948	26,0489	43,41	26 Wilhelm, Rainer
24	43	30,90	1,3916	20,1972	33,66	28 Neufeld, Alexej
25	31	30,32	1,0224	14,8393	24,73	12 Munk, Per
26	23	23,69	0,9709	14,0911	23,49	105 Krienke, Oliver

REVOLVER (STANDARD) -- Overall Stage Results

German Area 2 Regionals IPSC 2012

Printed März 25, 2012 at 13:39



Stage 6 -- Stage 06

	PTS	TIME	HIT FACTOR	STAGE POINTS	STAGE PERCENT	COMPETITOR # Name
1	54	18,80	2,8723	60,0000	100,00	88 Exner, Thomas
2	54	20,84	2,5912	54,1267	90,21	84 Hellwig-Bürgel, Thomas
3	53	25,01	2,1192	44,2667	73,78	6 Low, Michael
4	56	30,44	1,8397	38,4290	64,05	103 Uhlig, Matthias
5	42	27,70	1,5162	31,6727	52,79	100 Stettensch, Rainer

OPEN -- Overall Stage Results

German Area 2 Regionals IPSC 2012

Printed März 25, 2012 at 13:39



Stage 7 -- Stage 07

	PTS	TIME	HIT FACTOR	STAGE POINTS	STAGE PERCENT	COMPETITOR # Name
1	109	18,18	5,9956	120,0000	100,00	41 Lange, Bernd
2	100	18,15	5,5096	110,2737	91,89	40 Henking, Mathias
3	99	18,96	5,2215	104,5070	87,09	9 Pedersen, Frants
4	108	20,91	5,1650	103,3757	86,15	68 Clausen, Torsten
5	108	21,32	5,0657	101,3877	84,49	42 Müller, Kerstin
6	89	20,23	4,3994	88,0527	73,38	21 Groß, Michael
7	109	25,44	4,2846	85,7547	71,46	22 Neff, Rolf
8	113	26,94	4,1945	83,9517	69,96	2 Svendsen, KB
9	90	21,65	4,1570	83,2019	69,33	49 Kobler, Wolfgang
10	104	29,83	3,4864	69,7796	58,15	30 Mahlmann, Claudia
11	78	23,02	3,3884	67,8169	56,51	67 Pantzer, Bernd
12	103	32,71	3,1489	63,0239	52,52	89 Heinen, David
13	103	40,95	2,5153	50,3422	41,95	32 Stangneth, Eckhard
14	56	22,33	2,5078	50,1936	41,83	36 Frindt, Norbert
15	53	33,32	1,5906	31,8361	26,53	96 Henkens, Ulrich

STANDARD -- Overall Stage Results

German Area 2 Regionals IPSC 2012

Printed März 25, 2012 at 13:39



Stage 7 -- Stage 07

	PTS	TIME	HIT FACTOR	STAGE POINTS	STAGE PERCENT	COMPETITOR # Name
1	107	19,15	5,5875	120,0000	100,00	59 Schütz, Michael
2	100	24,49	4,0833	87,6955	73,08	4 Bodé, Jan
3	105	26,00	4,0385	86,7326	72,28	72 Poller, Matthias
4	112	27,96	4,0057	86,0294	71,69	52 Musienko, Yuri
5	85	23,31	3,6465	78,3146	65,26	33 Spoerner, Oliver
6	114	32,13	3,5481	76,2010	63,50	23 Pedersen, Finn
7	109	30,94	3,5229	75,6611	63,05	57 Sasse, Martin
8	90	25,55	3,5225	75,6516	63,04	18 Lund, Jess
9	110	31,76	3,4635	74,3838	61,99	95 Andersen, Peter Munk
10	96	27,92	3,4384	73,8452	61,54	11 Nielsen, Steen Pico
11	101	29,63	3,4087	73,2076	61,01	35 Dehn, Heinz
12	83	24,52	3,3850	72,6982	60,58	70 Leischner, Christian
13	92	27,24	3,3774	72,5349	60,45	1 Andersen, Mads
14	89	27,12	3,2817	70,4801	58,73	50 Kraft, Niels
15	104	32,99	3,1525	67,7045	56,42	83 Wendt, Dieter
16	104	33,13	3,1391	67,4184	56,18	69 Wallroth, Marion
17	93	30,03	3,0969	66,5111	55,43	75 Schröder, Olaf
18	86	27,77	3,0969	66,5103	55,43	90 Draumann, Manfred
19	79	26,64	2,9655	63,6882	53,07	13 Stahnke, Claus
20	106	36,48	2,9057	62,4047	52,00	78 Meier, Jürgen
21	102	35,82	2,8476	61,1562	50,96	65 Bohlen, Günther
22	102	37,01	2,7560	59,1899	49,32	19 Völker, Klaus - E.
23	91	33,29	2,7336	58,7075	48,92	39 Hänke, Maik
24	106	38,82	2,7306	58,6431	48,87	17 Hassenkamm, Nicolai
25	68	24,97	2,7233	58,4866	48,74	48 Schütz, Anja
26	93	37,27	2,4953	53,5907	44,66	34 Schröder, Mark
27	90	36,44	2,4698	53,0433	44,20	74 Schlüter, Werner
28	76	33,71	2,2545	48,4196	40,35	87 Klottka, Peter
29	87	40,31	2,1583	46,3525	38,63	56 Rieber, Wilhelm
30	83	39,43	2,1050	45,2082	37,67	37 Haug, Christian
31	98	47,09	2,0811	44,6955	37,25	77 Benthien, Horst
32	61	31,10	1,9614	42,1246	35,10	97 Hatje, Peter
33	52	26,96	1,9288	41,4238	34,52	76 Sebelin, Skarthe
34	79	43,71	1,8074	38,8162	32,35	44 Wunderwald, Dieter
35	59	33,47	1,7628	37,8584	31,55	63 Heier, Marc
36	87	54,60	1,5934	34,2210	28,52	43 Lemcke, Holger
37	50	32,08	1,5586	33,4736	27,89	15 Rittig, Claus
38	105	69,80	1,5043	32,3073	26,92	91 Feddern, Lisa
39	48	53,07	0,9045	19,4249	16,19	29 Wolf, Erich
40	35	44,77	0,7818	16,7899	13,99	27 Bahde, Bernd

PRODUCTION -- Overall Stage Results

German Area 2 Regionals IPSC 2012

Printed März 25, 2012 at 13:39



Stage 7 -- Stage 07

	PTS	TIME	HIT FACTOR	STAGE POINTS	STAGE PERCENT	COMPETITOR # Name
1	112	23,20	4,8276	120,0000	100,00	54 Ballüer, Thomas
2	110	24,14	4,5568	113,2678	94,39	8 Hagemann, Lars
3	112	24,77	4,5216	112,3940	93,66	61 Wüsthoff, Sebastian
4	108	24,22	4,4591	110,8411	92,37	71 Bettermann, Heribert
5	96	23,93	4,0117	99,7194	83,10	53 Schürmann, Heinz
6	96	25,44	3,7736	93,8005	78,17	5 Lerfeldt, Henrik
7	112	29,92	3,7433	93,0481	77,54	92 Henneberg, Claus K.
8	91	24,34	3,7387	92,9334	77,44	106 Bowakow, Ludwig
9	110	30,16	3,6472	90,6593	75,55	81 Höschler, Tim
10	89	24,97	3,5643	88,5977	73,83	107 Breul, Christian
11	77	22,77	3,3816	84,0580	70,05	46 Harendza, Christoph
12	83	27,46	3,0226	75,1327	62,61	82 Kardel, Hans-Joachim
13	100	33,46	2,9886	74,2891	61,91	66 Wienbreyer, Michael
14	97	33,80	2,8698	71,3356	59,45	3 Smidt, Tom
15	85	29,89	2,8438	70,6878	58,91	20 Völker, Lutz
16	91	32,45	2,8043	69,7072	58,09	58 Kaben, Axel
17	90	34,69	2,5944	64,4896	53,74	105 Krienke, Oliver
18	80	31,21	2,5633	63,7158	53,10	7 Simonsen, Tommy
19	62	24,79	2,5010	62,1679	51,81	16 Andersen, Thomas
20	83	37,95	2,1871	54,3648	45,30	31 Pschibul, Ralf
21	83	39,97	2,0766	51,6173	43,01	14 Billetoorp, René
22	60	29,42	2,0394	50,6944	42,25	80 Haug, Axel
23	61	30,22	2,0185	50,1749	41,81	28 Neufeld, Alexej
24	68	33,87	2,0077	49,9051	41,59	12 Munk, Per
25	49	25,34	1,9337	48,0663	40,06	85 Schomacker, Heinz
26	77	44,22	1,7413	43,2836	36,07	26 Wilhelm, Rainer

REVOLVER (STANDARD) -- Overall Stage Results

German Area 2 Regionals IPSC 2012

Printed März 25, 2012 at 13:39



Stage 7 -- Stage 07

	PTS	TIME	HIT FACTOR	STAGE POINTS	STAGE PERCENT	COMPETITOR # Name
1	113	29,73	3,8009	120,0000	100,00	88 Exner, Thomas
2	115	38,00	3,0263	95,5459	79,62	100 Stettinisch, Rainer
3	98	40,85	2,3990	75,7411	63,12	6 Low, Michael
4	99	44,16	2,2418	70,7789	58,98	84 Hellwig-Bürgel, Thomas
5	108	49,34	2,1889	69,1070	57,59	103 Uhlig, Matthias

OPEN -- Overall Stage Results

German Area 2 Regionals IPSC 2012

Printed März 25, 2012 at 13:39



Stage 8 -- Stage 08

	PTS	TIME	HIT FACTOR	STAGE POINTS	STAGE PERCENT	COMPETITOR # Name
1	112	12,52	8,9457	120,0000	100,00	41 Lange, Bernd
2	113	14,02	8,0599	108,1180	90,10	49 Kobler, Wolfgang
3	105	13,43	7,8183	104,8771	87,40	67 Pantzer, Bernd
4	105	13,69	7,6698	102,8853	85,74	40 Henking, Mathias
5	113	14,96	7,5535	101,3245	84,44	21 Groß, Michael
6	101	13,46	7,5037	100,6570	83,88	9 Pedersen, Frants
7	107	14,55	7,3540	98,6480	82,21	68 Clausen, Torsten
8	107	14,90	7,1812	96,3308	80,28	36 Frindt, Norbert
9	112	16,42	6,8210	91,4982	76,25	42 Müller, Kerstin
10	113	18,32	6,1681	82,7410	68,95	2 Svendsen, KB
11	113	18,92	5,9725	80,1170	66,76	22 Neff, Rolf
12	113	28,34	3,9873	53,4867	44,57	30 Mahlmann, Claudia
13	116	29,67	3,9097	52,4455	43,70	89 Heinen, David
14	104	29,43	3,5338	47,4035	39,50	102 Tegge, Jürgen
15	97	33,53	2,8929	38,8066	32,34	32 Stangneth, Eckhard
16	59	27,81	2,1215	28,4589	23,72	96 Henkens, Ulrich

STANDARD -- Overall Stage Results

German Area 2 Regionals IPSC 2012

Printed März 25, 2012 at 13:39



Stage 8 -- Stage 08

	PTS	TIME	HIT FACTOR	STAGE POINTS	STAGE PERCENT	COMPETITOR # Name
1	115	13,18	8,7253	120,0000	100,00	59 Schütz, Michael
2	119	18,34	6,4885	89,2373	74,36	23 Pedersen, Finn
3	114	18,58	6,1356	84,3836	70,32	52 Musienko, Yuri
4	114	18,98	6,0063	82,6052	68,84	33 Spoerner, Oliver
5	116	19,37	5,9886	82,3621	68,64	1 Andersen, Mads
6	104	17,95	5,7939	79,6834	66,40	11 Nielsen, Steen Pico
7	114	19,97	5,7086	78,5101	65,43	4 Bodé, Jan
8	110	19,39	5,6730	78,0214	65,02	15 Rittig, Claus
9	112	20,02	5,5944	76,9401	64,12	57 Sasse, Martin
10	89	16,27	5,4702	75,2318	62,69	70 Leischner, Christian
11	114	21,23	5,3698	73,8505	61,54	35 Dehn, Heinz
12	118	23,30	5,0644	69,6506	58,04	95 Andersen, Peter Munk
13	108	21,43	5,0397	69,3107	57,76	65 Bohlen, Günther
14	120	24,28	4,9423	67,9722	56,64	83 Wendt, Dieter
15	92	18,71	4,9172	67,6259	56,35	50 Kraft, Niels
16	110	22,57	4,8737	67,0286	55,86	75 Schröder, Olaf
17	114	23,78	4,7939	65,9313	54,94	78 Meier, Jürgen
18	93	19,52	4,7643	65,5242	54,60	18 Lund, Jess
19	105	22,39	4,6896	64,4962	53,75	76 Sebelin, Skarthe
20	104	22,22	4,6805	64,3707	53,64	13 Stahnke, Claus
21	108	23,23	4,6492	63,9401	53,28	87 Klottka, Peter
22	118	25,39	4,6475	63,9173	53,26	17 Hassenkamm, Nicolai
23	104	22,70	4,5815	63,0095	52,51	19 Völker, Klaus - E.
24	104	22,72	4,5775	62,9541	52,46	69 Wallroth, Marion
25	110	24,92	4,4141	60,7077	50,59	63 Heier, Marc
26	91	20,87	4,3603	59,9678	49,97	74 Schlüter, Werner
27	118	27,71	4,2584	58,5658	48,80	37 Haug, Christian
28	116	28,25	4,1062	56,4727	47,06	39 Hänke, Maik
29	112	30,16	3,7135	51,0723	42,56	34 Schröder, Mark
30	99	26,87	3,6844	50,6718	42,23	72 Poller, Matthias
31	109	31,42	3,4691	47,7111	39,76	56 Rieber, Wilhelm
32	111	32,72	3,3924	46,6561	38,88	27 Bahde, Bernd
33	104	32,05	3,2449	44,6277	37,19	44 Wunderwald, Dieter
34	58	19,93	2,9102	40,0239	33,35	90 Draumann, Manfred
35	114	39,25	2,9045	39,9451	33,29	43 Lemcke, Holger
36	108	41,37	2,6106	35,9035	29,92	77 Benthien, Horst
37	117	47,59	2,4585	33,8119	28,18	29 Wolf, Erich
38	115	49,68	2,3148	31,8357	26,53	91 Feddern, Lisa

PRODUCTION -- Overall Stage Results

German Area 2 Regionals IPSC 2012

Printed März 25, 2012 at 13:39




Stage 8 -- Stage 08

	PTS	TIME	HIT FACTOR	STAGE POINTS	STAGE PERCENT	COMPETITOR # Name
1	112	15,02	7,4567	120,0000	100,00	71 Bettermann, Heribert
2	112	15,68	7,1429	114,9490	95,79	8 Hagemann, Lars
3	104	14,76	7,0461	113,3914	94,49	53 Schürmann, Heinz
4	114	16,37	6,9640	112,0700	93,39	54 Ballüer, Thomas
5	106	15,35	6,9055	111,1298	92,61	46 Harendza, Christoph
6	114	18,54	6,1489	98,9528	82,46	16 Andersen, Thomas
7	83	14,20	5,8451	94,0639	78,39	106 Bowakow, Ludwig
8	106	18,40	5,7609	92,7089	77,26	107 Breul, Christian
9	106	18,52	5,7235	92,1082	76,76	61 Wüsthoff, Sebastian
10	116	21,90	5,2968	85,2407	71,03	80 Haug, Axel
11	110	21,67	5,0761	81,6896	68,07	92 Henneberg, Claus K.
12	112	22,56	4,9645	79,8936	66,58	82 Kardel, Hans-Joachim
13	93	19,05	4,8819	78,5636	65,47	20 Völker, Lutz
14	104	21,47	4,8440	77,9533	64,96	31 Pschibul, Ralf
15	106	22,04	4,8094	77,3976	64,50	85 Schomacker, Heinz
16	92	19,14	4,8067	77,3533	64,46	66 Wienbreyer, Michael
17	91	19,15	4,7520	76,4726	63,73	5 Lerfeldt, Henrik
18	108	22,99	4,6977	75,5993	63,00	7 Simonsen, Tommy
19	97	21,21	4,5733	73,5977	61,33	81 Höschler, Tim
20	104	23,82	4,3661	70,2627	58,55	28 Neufeld, Alexej
21	104	23,94	4,3442	69,9105	58,26	58 Kaben, Axel
22	104	25,34	4,1042	66,0480	55,04	3 Smidt, Tom
23	112	27,47	4,0772	65,6134	54,68	14 Billetoorp, René
24	112	34,98	3,2018	51,5266	42,94	12 Munk, Per
25	98	31,85	3,0769	49,5165	41,26	26 Wilhelm, Rainer
26	70	23,17	3,0211	48,6189	40,52	105 Krienke, Oliver

REVOLVER (STANDARD) -- Overall Stage Results

German Area 2 Regionals IPSC 2012

Printed März 25, 2012 at 13:39



Stage 8 -- Stage 08

	PTS	TIME	HIT FACTOR	STAGE POINTS	STAGE PERCENT	COMPETITOR # Name
1	116	30,48	3,8058	120,0000	100,00	100 Stettisch, Rainer
2	114	30,09	3,7886	119,4595	99,55	103 Uhlig, Matthias
3	115	31,08	3,7001	116,6689	97,22	84 Hellwig-Bürgel, Thomas
4	117	34,30	3,4111	107,5548	89,63	6 Low, Michael
5	73	22,40	3,2589	102,7574	85,63	88 Exner, Thomas
6	110	39,45	2,7883	87,9192	73,27	108 Schrader, Heiko

OPEN -- Overall Stage Results
German Area 2 Regionals IPSC 2012

Printed März 25, 2012 at 13:39



Stage 9 -- Stage 09

	PTS	TIME	HIT FACTOR	STAGE POINTS	STAGE PERCENT	COMPETITOR # Name
1	110	14,26	7,7139	120,0000	100,00	40 Henking, Mathias
2	116	15,81	7,3371	114,1390	95,12	9 Pedersen, Frants
3	108	14,83	7,2825	113,2898	94,41	67 Pantzer, Bernd
4	110	15,12	7,2751	113,1746	94,31	68 Clausen, Torsten
5	110	15,69	7,0108	109,0631	90,89	49 Kobler, Wolfgang
6	115	16,76	6,8616	106,7412	88,95	41 Lange, Bernd
7	112	17,44	6,4220	99,9033	83,25	42 Müller, Kerstin
8	117	18,27	6,4039	99,6220	83,02	22 Neff, Rolf
9	94	15,70	5,9873	93,1400	77,62	21 Groß, Michael
10	114	19,93	5,7200	88,9827	74,15	2 Svendsen, KB
11	110	19,58	5,6180	87,3953	72,83	36 Frindt, Norbert
12	105	22,58	4,6501	72,3392	60,28	30 Mahlmann, Claudia
13	115	24,75	4,6465	72,2821	60,24	89 Heinen, David
14	104	33,42	3,1119	48,4100	40,34	32 Stangneth, Eckhard

STANDARD -- Overall Stage Results

German Area 2 Regionals IPSC 2012

Printed März 25, 2012 at 13:39



Stage 9 -- Stage 09

	PTS	TIME	HIT FACTOR	STAGE POINTS	STAGE PERCENT	COMPETITOR # Name
1	113	14,09	8,0199	120,0000	100,00	59 Schütz, Michael
2	118	20,24	5,8300	87,2339	72,69	1 Andersen, Mads
3	102	17,70	5,7627	86,2265	71,86	15 Rittig, Claus
4	113	20,87	5,4145	81,0158	67,51	52 Musienko, Yuri
5	98	18,63	5,2603	78,7095	65,59	70 Leischner, Christian
6	118	22,77	5,1823	77,5412	64,62	18 Lund, Jess
7	116	25,49	4,5508	68,0929	56,74	95 Andersen, Peter Munk
8	92	20,42	4,5054	67,4133	56,18	33 Spoerner, Oliver
9	110	24,47	4,4953	67,2624	56,05	11 Nielsen, Steen Pico
10	110	24,48	4,4935	67,2349	56,03	83 Wendt, Dieter
11	92	20,60	4,4660	66,8243	55,69	90 Draumann, Manfred
12	110	25,01	4,3982	65,8101	54,84	76 Sebelin, Skarthe
13	85	19,69	4,3169	64,5932	53,83	4 Bodé, Jan
14	100	23,29	4,2937	64,2457	53,54	23 Pedersen, Finn
15	118	27,75	4,2523	63,6257	53,02	78 Meier, Jürgen
16	99	23,41	4,2290	63,2772	52,73	57 Sasse, Martin
17	102	24,39	4,1820	62,5752	52,15	75 Schröder, Olaf
18	83	20,52	4,0448	60,5222	50,44	13 Stahnke, Claus
19	88	22,63	3,8886	58,1851	48,49	72 Poller, Matthias
20	104	26,84	3,8748	57,9782	48,32	19 Völker, Klaus - E.
21	100	26,12	3,8285	57,2850	47,74	69 Wallroth, Marion
22	112	29,56	3,7889	56,6927	47,24	35 Dehn, Heinz
23	89	24,58	3,6208	54,1779	45,15	65 Bohlen, Günther
24	81	24,05	3,3680	50,3946	42,00	74 Schlüter, Werner
25	75	22,35	3,3557	50,2108	41,84	50 Kraft, Niels
26	110	33,41	3,2924	49,2640	41,05	17 Hassenkamm, Nicolai
27	93	30,95	3,0048	44,9610	37,47	39 Hänke, Maik
28	97	38,13	2,5439	38,0644	31,72	44 Wunderwald, Dieter
29	100	39,34	2,5419	38,0346	31,70	87 Klottka, Peter
30	88	36,54	2,4083	36,0353	30,03	34 Schröder, Mark
31	76	33,40	2,2754	34,0472	28,37	56 Rieber, Wilhelm
32	54	24,13	2,2379	33,4850	27,90	63 Heier, Marc
33	97	44,94	2,1584	32,2963	26,91	27 Bahde, Bernd
34	91	44,26	2,0560	30,7641	25,64	43 Lemcke, Holger
35	82	47,08	1,7417	26,0610	21,72	77 Benthien, Horst
36	61	35,70	1,7087	25,5667	21,31	37 Haug, Christian
37	70	63,26	1,1065	16,5570	13,80	29 Wolf, Erich
38	68	64,98	1,0465	15,6582	13,05	91 Feddern, Lisa

PRODUCTION -- Overall Stage Results

German Area 2 Regionals IPSC 2012

Printed März 25, 2012 at 13:39



Stage 9 -- Stage 09

	PTS	TIME	HIT FACTOR	STAGE POINTS	STAGE PERCENT	COMPETITOR # Name
1	106	15,16	6,9921	120,0000	100,00	8 Hagemann, Lars
2	104	15,11	6,8829	118,1254	98,44	54 Ballüer, Thomas
3	104	15,30	6,7974	116,6585	97,22	46 Harendza, Christoph
4	112	16,67	6,7187	115,3074	96,09	71 Bettermann, Heribert
5	114	19,92	5,7229	98,2178	81,85	61 Wüsthoff, Sebastian
6	108	20,03	5,3919	92,5374	77,11	20 Völker, Lutz
7	81	16,10	5,0311	86,3443	71,95	53 Schürmann, Heinz
8	87	17,35	5,0144	86,0586	71,72	106 Bowakow, Ludwig
9	100	20,24	4,9407	84,7938	70,66	92 Henneberg, Claus K.
10	91	18,51	4,9163	84,3742	70,31	16 Andersen, Thomas
11	93	20,86	4,4583	76,5144	63,76	107 Breul, Christian
12	112	25,48	4,3956	75,4385	62,87	81 Höschler, Tim
13	108	24,73	4,3672	74,9504	62,46	82 Kardel, Hans-Joachim
14	108	26,41	4,0894	70,1827	58,49	31 Pschibul, Ralf
15	104	29,42	3,5350	60,6688	50,56	3 Smidt, Tom
16	77	22,28	3,4560	59,3130	49,43	58 Kaben, Axel
17	82	23,74	3,4541	59,2799	49,40	80 Haug, Axel
18	60	18,07	3,3204	56,9859	47,49	5 Lerfeldt, Henrik
19	104	31,55	3,2964	56,5729	47,14	7 Simonsen, Tommy
20	79	26,99	2,9270	50,2341	41,86	105 Krienke, Oliver
21	66	22,74	2,9024	49,8113	41,51	12 Munk, Per
22	71	24,87	2,8548	48,9956	40,83	85 Schomacker, Heinz
23	64	26,23	2,4400	41,8751	34,90	28 Neufeld, Alexej
24	83	35,61	2,3308	40,0019	33,33	14 Billetoorp, René
25	77	36,52	2,1084	36,1855	30,15	26 Wilhelm, Rainer
26	39	19,38	2,0124	34,5371	28,78	66 Wienbreyer, Michael

REVOLVER (STANDARD) -- Overall Stage Results

German Area 2 Regionals IPSC 2012

Printed März 25, 2012 at 13:39



Stage 9 -- Stage 09

	PTS	TIME	HIT FACTOR	STAGE POINTS	STAGE PERCENT	COMPETITOR # Name
1	115	27,93	4,1174	120,0000	100,00	88 Exner, Thomas
2	110	32,73	3,3608	97,9492	81,62	84 Hellwig-Bürgel, Thomas
3	108	37,82	2,8556	83,2255	69,35	6 Low, Michael
4	103	38,79	2,6553	77,3877	64,49	103 Uhlig, Matthias
5	84	37,59	2,2346	65,1270	54,27	100 Stettisch, Rainer
6	107	63,23	1,6922	49,3191	41,10	108 Schrader, Heiko

OPEN -- Overall Stage Results
German Area 2 Regionals IPSC 2012

Printed März 25, 2012 at 13:39



Stage 10 -- Stage 10

	PTS	TIME	HIT FACTOR	STAGE POINTS	STAGE PERCENT	COMPETITOR # Name
1	111	20,26	5,4788	120,0000	100,00	9 Pedersen, Frants
2	112	22,20	5,0450	110,5001	92,08	41 Lange, Bernd
3	111	24,86	4,4650	97,7957	81,50	40 Henking, Mathias
4	114	26,71	4,2681	93,4821	77,90	36 Frindt, Norbert
5	110	26,35	4,1746	91,4344	76,20	42 Müller, Kerstin
6	98	23,56	4,1596	91,1063	75,92	68 Clausen, Torsten
7	94	24,36	3,8588	84,5178	70,43	21 Groß, Michael
8	114	29,56	3,8566	84,4691	70,39	22 Neff, Rolf
9	117	31,80	3,6792	80,5854	67,15	2 Svendsen, KB
10	86	25,51	3,3712	73,8390	61,53	49 Kobler, Wolfgang
11	78	23,76	3,2828	71,9028	59,92	67 Pantzer, Bernd
12	114	37,69	3,0247	66,2486	55,21	89 Heinen, David
13	110	42,08	2,6141	57,2552	47,71	30 Mahlmann, Claudia
14	42	41,40	1,0145	22,2201	18,52	32 Stangneth, Eckhard

STANDARD -- Overall Stage Results

German Area 2 Regionals IPSC 2012

Printed März 25, 2012 at 13:39



Stage 10 -- Stage 10

	PTS	TIME	HIT FACTOR	STAGE POINTS	STAGE PERCENT	COMPETITOR # Name
1	112	23,18	4,8318	120,0000	100,00	59 Schütz, Michael
2	113	29,52	3,8279	95,0690	79,22	1 Andersen, Mads
3	111	30,08	3,6902	91,6478	76,37	33 Spoerner, Oliver
4	100	28,10	3,5587	88,3833	73,65	18 Lund, Jess
5	116	33,90	3,4218	84,9836	70,82	4 Bodé, Jan
6	93	27,40	3,3942	84,2964	70,25	70 Leischner, Christian
7	113	33,52	3,3711	83,7242	69,77	23 Pedersen, Finn
8	104	30,90	3,3657	83,5895	69,66	52 Musienko, Yuri
9	116	36,65	3,1651	78,6069	65,51	95 Andersen, Peter Munk
10	113	36,23	3,1190	77,4617	64,55	72 Poller, Matthias
11	98	33,32	2,9412	73,0462	60,87	13 Stahnke, Claus
12	113	38,58	2,9290	72,7433	60,62	76 Sebelin, Skarthe
13	84	30,07	2,7935	69,3781	57,82	15 Rittig, Claus
14	114	41,14	2,7710	68,8204	57,35	17 Hassenkamm, Nicolai
15	104	38,56	2,6971	66,9843	55,82	63 Heier, Marc
16	106	39,50	2,6835	66,6477	55,54	11 Nielsen, Steen Pico
17	90	33,55	2,6826	66,6234	55,52	50 Kraft, Niels
18	87	32,66	2,6638	66,1576	55,13	57 Sasse, Martin
19	114	43,43	2,6249	65,1916	54,33	37 Haug, Christian
20	95	36,88	2,5759	63,9749	53,31	83 Wendt, Dieter
21	89	34,99	2,5436	63,1717	52,64	69 Wallroth, Marion
22	79	32,18	2,4549	60,9702	50,81	90 Draumann, Manfred
23	114	46,57	2,4479	60,7960	50,66	39 Hänke, Maik
24	94	40,91	2,2977	57,0657	47,55	74 Schlüter, Werner
25	102	45,49	2,2423	55,6879	46,41	78 Meier, Jürgen
26	86	38,43	2,2378	55,5782	46,32	65 Bohlen, Günther
27	83	38,88	2,1348	53,0186	44,18	75 Schröder, Olaf
28	86	41,70	2,0624	51,2199	42,68	35 Dehn, Heinz
29	105	52,09	2,0157	50,0624	41,72	34 Schröder, Mark
30	106	57,87	1,8317	45,4914	37,91	19 Völker, Klaus - E.
31	77	42,78	1,7999	44,7020	37,25	56 Rieber, Wilhelm
32	111	61,94	1,7921	44,5070	37,09	43 Lemcke, Holger
33	67	43,57	1,5378	38,1913	31,83	87 Klottka, Peter
34	70	48,59	1,4406	35,7790	29,82	44 Wunderwald, Dieter
35	90	73,69	1,2213	30,3327	25,28	91 Feddern, Lisa
36	81	67,09	1,2073	29,9850	24,99	77 Benthien, Horst
37	66	97,89	0,6742	16,7449	13,95	27 Bahde, Bernd
38	0	131,32	0,0000	0,0000	0,00	29 Wolf, Erich

PRODUCTION -- Overall Stage Results

German Area 2 Regionals IPSC 2012

Printed März 25, 2012 at 13:39




Stage 10 -- Stage 10

	PTS	TIME	HIT FACTOR	STAGE POINTS	STAGE PERCENT	COMPETITOR # Name
1	102	23,13	4,4099	120,0000	100,00	8 Hagemann, Lars
2	110	25,91	4,2455	115,5266	96,27	71 Bettermann, Heribert
3	104	24,75	4,2020	114,3444	95,29	54 Ballüer, Thomas
4	102	24,98	4,0833	111,1129	92,59	46 Harendza, Christoph
5	100	26,34	3,7965	103,3097	86,09	53 Schürmann, Heinz
6	112	32,16	3,4826	94,7673	78,97	61 Wüsthoff, Sebastian
7	102	30,36	3,3597	91,4229	76,19	106 Bowakow, Ludwig
8	106	31,80	3,3333	90,7059	75,59	92 Henneberg, Claus K.
9	83	27,97	2,9675	80,7500	67,29	107 Breul, Christian
10	94	31,90	2,9467	80,1851	66,82	20 Völker, Lutz
11	114	39,93	2,8550	77,6895	64,74	58 Kaben, Axel
12	91	33,08	2,7509	74,8570	62,38	3 Smidt, Tom
13	98	38,08	2,5735	70,0303	58,36	80 Haug, Axel
14	108	42,27	2,5550	69,5262	57,94	28 Neufeld, Alexej
15	92	36,26	2,5372	69,0425	57,54	105 Krienke, Oliver
16	108	43,45	2,4856	67,6380	56,36	12 Munk, Per
17	73	29,83	2,4472	66,5927	55,49	16 Andersen, Thomas
18	89	36,90	2,4119	65,6327	54,69	31 Pschibul, Ralf
19	89	38,00	2,3421	63,7328	53,11	82 Kardel, Hans-Joachim
20	88	39,08	2,2518	61,2752	51,06	7 Simonsen, Tommy
21	77	35,06	2,1962	59,7634	49,80	66 Wienbreyer, Michael
22	73	33,68	2,1675	58,9804	49,15	5 Lerfeldt, Henrik
23	104	50,12	2,0750	56,4650	47,05	14 Billetoorp, René
24	69	36,68	1,8811	51,1890	42,66	85 Schomacker, Heinz
25	106	61,51	1,7233	46,8940	39,08	81 Höschler, Tim
26	0	28,16	0,0000	0,0000	0,00	26 Wilhelm, Rainer

REVOLVER (STANDARD) -- Overall Stage Results

German Area 2 Regionals IPSC 2012

Printed März 25, 2012 at 13:39



Stage 10 -- Stage 10

	PTS	TIME	HIT FACTOR	STAGE POINTS	STAGE PERCENT	COMPETITOR # Name
1	115	42,96	2,6769	120,0000	100,00	88 Exner, Thomas
2	114	60,52	1,8837	84,4410	70,37	6 Low, Michael
3	100	55,49	1,8021	80,7854	67,32	103 Uhlig, Matthias
4	95	52,82	1,7986	80,6256	67,19	100 Stettensch, Rainer
5	100	60,92	1,6415	73,5847	61,32	84 Hellwig-Bürgel, Thomas
6	100	69,18	1,4455	64,7988	54,00	108 Schrader, Heiko

German Area 2 Regionals IPSC 2012

Printed März 25, 2012 at 13:39



Disqualified Shooters

<u>No.</u>	<u>Name</u>
------------	-------------

47	Burkart, Wieland
55	Rieber, Albert