

# OPEN -- Overall Stage Results

## Gothenburg Open

Printed juni 13, 2011 at 17:47



### Stage 1 -- Duel left

	PTS	TIME	HIT FACTOR	STAGE POINTS	STAGE PERCENT	COMPETITOR # Name
1	83	10,51	7,8972	85,0000	100,00	69 Sandås, Frank
2	76	10,76	7,0632	76,0230	89,44	71 Samuelsen, Thomas
3	78	11,51	6,7767	72,9395	85,81	56 Lee, Kyrre
4	81	12,90	6,2791	67,5832	79,51	72 Lie, Hans Petter
5	76	13,05	5,8238	62,6825	73,74	4 Larsson, Peter
6	76	13,80	5,5072	59,2759	69,74	121 Wallin, Joakim
7	70	12,90	5,4264	58,4053	68,71	5 Kurtito, Jari
8	80	15,30	5,2288	56,2785	66,21	14 Kunst, Robert
9	63	12,07	5,2196	56,1794	66,09	117 Nordberg, Johan
10	60	11,54	5,1993	55,9615	65,84	116 Andersson, Robert Bobbsan
11	82	16,06	5,1059	54,9556	64,65	58 Christiansen, Anders
12	77	15,27	5,0426	54,2744	63,85	109 Werner, Mattias
13	80	19,31	4,1429	44,5914	52,46	13 Gustafsson, Mattias
14	79	19,62	4,0265	43,3383	50,99	60 Wiel, Elisabeth
15	75	23,40	3,2051	34,4976	40,59	118 Nilsson, Claes
16	48	17,40	2,7586	29,6917	34,93	145 Ståhl, David
17	60	24,87	2,4125	25,9668	30,55	158 Molin, Marcus
18	36	17,47	2,0607	22,1796	26,09	7 Forslund, Tony
19	56	35,46	1,5792	16,9978	20,00	122 Farkas, Peter
20	47	30,11	1,5609	16,8008	19,77	10 Lund, Bent
21	11	14,20	0,7746	8,3377	9,81	108 Werner, Carl-Erik

# STANDARD -- Overall Stage Results

## Gothenburg Open

Printed juni 13, 2011 at 17:47



### Stage 1 -- Duel left

	PTS	TIME	HIT FACTOR	STAGE POINTS	STAGE PERCENT	COMPETITOR # Name
1	74	14,37	5,1496	85,0000	100,00	54 Syversen, Lars
2	71	14,44	4,9169	81,1587	95,48	134 Andersson, Robert
3	65	13,66	4,7584	78,5428	92,40	77 Thomsen, Christian
4	73	16,17	4,5145	74,5173	87,67	19 Kastell, Peter
5	75	17,22	4,3554	71,8906	84,58	130 Hansen, Gert
6	62	14,51	4,2729	70,5291	82,98	1 Sandberg, Jens
7	78	18,83	4,1423	68,3736	80,44	61 Vikeby, Rune
8	65	15,91	4,0855	67,4353	79,34	132 Östling, Mikael
9	66	17,40	3,7931	62,6093	73,66	143 Tillström, Daniel
10	63	18,43	3,4183	56,4234	66,38	44 PARASIDIS, MATHEOS
11	79	23,48	3,3646	55,5358	65,34	35 Rosenblad, Jari
12	77	24,24	3,1766	52,4327	61,69	23 Lundberg, Klas
13	54	17,68	3,0543	50,4145	59,31	83 Bodé, Jan
14	79	28,11	2,8104	46,3885	54,57	152 Back, Christer
15	55	21,11	2,6054	43,0049	50,59	22 Lundberg, Sven
16	76	31,53	2,4104	39,7863	46,81	42 Wangel, Christian
17	58	24,59	2,3587	38,9326	45,80	50 Sjöholm, Hans-Erik
18	77	33,30	2,3123	38,1672	44,90	129 Andersen, Peter Munk
19	47	20,54	2,2882	37,7695	44,43	47 Luckmann, Rasmus
20	61	27,10	2,2509	37,1539	43,71	86 Johansen, Roy Henry
21	55	28,18	1,9517	32,2156	37,90	139 Pettersson, Mathias
22	31	16,48	1,8811	31,0491	36,53	70 Due, Dag Petter
23	39	22,13	1,7623	29,0889	34,22	78 Lund, Bent DK
24	59	34,12	1,7292	28,5422	33,58	40 Hansson, Kim
25	67	39,71	1,6872	27,8496	32,76	46 Hellström, Tomas
26	29	18,32	1,5830	26,1286	30,74	97 Ericsson, Jakob
27	39	38,57	1,0111	16,6901	19,64	94 Furland, Susanna
28	22	23,26	0,9458	15,6119	18,37	68 Kråkø, Lene Olaug
29	20	21,66	0,9234	15,2411	17,93	133 Buchwald, Anders
30	28	31,62	0,8855	14,6164	17,20	85 Poortman, Rune
31	17	23,40	0,7265	11,9916	14,11	80 Sparvath, Søren
32	25	36,41	0,6866	11,3335	13,33	41 jonkers, chris
33	10	27,76	0,3602	5,9460	7,00	57 Andersen, Marius Wigen
34	5	37,62	0,1329	2,1938	2,58	88 Ørebech, Hans-Martin
35	0	32,86	0,0000	0,0000	0,00	36 Jansson, Henrik
36	0	21,89	0,0000	0,0000	0,00	55 Rudensten, Joakim
37	0	28,09	0,0000	0,0000	0,00	100 Kedland, Jonas

# PRODUCTION -- Overall Stage Results

## Gothenburg Open

Printed juni 13, 2011 at 17:47



### Stage 1 -- Duel left

	PTS	TIME	HIT FACTOR	STAGE POINTS	STAGE PERCENT	COMPETITOR # Name
1	79	13,76	5,7413	85,0000	100,00	150 Gyllenberg, Rasmus
2	75	13,19	5,6861	84,1834	99,04	153 Rasmussen, P-O
3	77	14,97	5,1436	76,1516	89,59	65 Strengenes, Odd
4	77	15,04	5,1197	75,7972	89,17	73 Haugli, Steinar
5	81	18,26	4,4359	65,6742	77,26	66 Lütcherath, Øystein
6	62	14,14	4,3847	64,9161	76,37	151 Hagemann, Lars
7	65	15,34	4,2373	62,7333	73,80	15 Ekstedt, Stefan
8	71	16,97	4,1839	61,9422	72,87	140 Karlsson, Mats
9	77	18,81	4,0936	60,6055	71,30	27 Karlsson, Peter
10	71	18,27	3,8862	57,5347	67,69	18 Schön, Marianne
11	75	19,42	3,8620	57,1771	67,27	32 Landin, Peter
12	60	15,68	3,8265	56,6520	66,65	64 Kvarsnes, Hans Petter
13	71	18,61	3,8152	56,4836	66,45	59 Klöv, Morten
14	64	17,16	3,7296	55,2170	64,96	105 Johansson, Magnus
15	73	19,82	3,6831	54,5292	64,15	103 Gustafsson, Rickard
16	77	21,04	3,6597	54,1820	63,74	114 Johansson, Mikael
17	58	17,11	3,3898	50,1867	59,04	28 Stangvik, Kent
18	52	15,98	3,2541	48,1767	56,68	104 Odgaard-Nexe, Adam
19	49	15,45	3,1715	46,9546	55,24	93 Carlsson, Eric
20	75	24,49	3,0625	45,3401	53,34	128 Johansson, Andreas
21	65	22,05	2,9478	43,6430	51,34	62 Lindblad, Bjørn
22	60	21,03	2,8531	42,2398	49,69	148 Olausson, Nicklas
23	75	26,65	2,8143	41,6653	49,02	146 Hammarström, Niklas
24	46	16,75	2,7463	40,6587	47,83	8 Johannesson, Stefan
25	56	20,40	2,7451	40,6413	47,81	142 Lundström, Magnus
26	62	23,25	2,6667	39,4802	46,45	25 Nilsson, Tomas
27	77	29,84	2,5804	38,2034	44,95	21 Samuelsson, Weine
28	58	22,54	2,5732	38,0964	44,82	84 Hennem, Svein Helge
29	54	21,03	2,5678	38,0159	44,72	141 Larsson, Ulf
30	67	26,38	2,5398	37,6019	44,24	75 Andersen, Thomas
31	50	20,64	2,4225	35,8650	42,19	136 Saxhøj, Ulrik
32	57	23,85	2,3899	35,3832	41,63	106 Andersson, Dan
33	49	21,21	2,3102	34,2031	40,24	79 Jensen, Flemming
34	45	20,21	2,2266	32,9653	38,78	161 Lindberg, Joakim
35	49	22,52	2,1758	32,2135	37,90	123 Kilen, Lars
36	42	19,41	2,1638	32,0357	37,69	53 Stankovic, Alexander
37	50	23,25	2,1505	31,8388	37,46	67 Narvestad, Steinar
38	48	22,43	2,1400	31,6827	37,27	119 Råman Vinnå, Love
39	50	23,68	2,1115	31,2607	36,78	51 Luckmann, Christian
40	58	27,91	2,0781	30,7665	36,20	126 Wendelklint, Tony
41	65	32,62	1,9926	29,5012	34,71	48 Fröhberg, Niclas
42	49	24,76	1,9790	29,2992	34,47	9 von Bromsen, Magnus
43	48	24,68	1,9449	28,7943	33,88	96 Chatzissavidis, Teodoros
44	45	23,48	1,9165	28,3743	33,38	74 Jensen, Christian Ditle
45	45	23,73	1,8963	28,0753	33,03	3 Granqvist, Magnus
46	39	23,59	1,6532	24,4764	28,80	98 Vuolevi, Tommi

# PRODUCTION -- Overall Stage Results

## Gothenburg Open

Printed juni 13, 2011 at 17:47




### Stage 1 -- Duel left

	PTS	TIME	HIT FACTOR	STAGE POINTS	STAGE PERCENT	COMPETITOR # Name
47	26	15,76	1,6497	24,4246	28,73	33 petrovic, sasa
48	41	24,92	1,6453	24,3583	28,66	154 Söderholm, Håkan T
49	40	24,46	1,6353	24,2111	28,48	115 Tu vesson, Niklas
50	43	26,39	1,6294	24,1234	28,38	81 Johansson, Peter
51	43	26,50	1,6226	24,0233	28,26	63 Hole, Björnar
52	62	38,22	1,6222	24,0166	28,25	52 Oskarsson, Tina
53	32	20,96	1,5267	22,6032	26,59	157 Kljutschnik, Petri
54	32	21,12	1,5152	22,4319	26,39	127 Marklund, Tord
55	30	21,13	1,4198	21,0200	24,73	82 Nordlund, Thomas
56	30	21,15	1,4184	21,0001	24,71	159 Hermansson, Christian
57	50	36,42	1,3729	20,3255	23,91	131 Andersson, Magnus
58	46	33,71	1,3646	20,2027	23,77	26 Nordström, Daniel
59	18	13,37	1,3463	19,9320	23,45	99 Agnebo, Mikael
60	29	24,71	1,1736	17,3754	20,44	113 Johansson, Daniel
61	46	40,75	1,1288	16,7125	19,66	89 Hildonen, Knut Inge
62	15	20,87	0,7187	10,6409	12,52	138 Hosseini, Nima
63	13	18,56	0,7004	10,3699	12,20	45 Appellkvist, Magnus
64	15	22,75	0,6593	9,7616	11,48	111 Danielson, Carl
65	15	33,62	0,4462	6,6055	7,77	120 Persson, Michael
66	13	33,83	0,3843	5,6892	6,69	124 Kilen, Teresa
67	9	27,59	0,3262	4,8295	5,68	87 Hanssen, Knut
68	7	22,43	0,3121	4,6204	5,44	6 Dahl, Bengt
69	1	30,81	0,0325	0,4805	0,57	31 Ström, Johan
70	0	43,63	0,0000	0,0000	0,00	12 Berg, Yvonne
71	0	32,53	0,0000	0,0000	0,00	2 Dohmen, Sofia
72	0	47,27	0,0000	0,0000	0,00	155 Karlsson, Robbin
73	0	37,68	0,0000	0,0000	0,00	156 Alenklint, Patrik
74	0	20,98	0,0000	0,0000	0,00	110 Nordstrand, Ola
75	0	17,36	0,0000	0,0000	0,00	17 Hansen, Johan

# REVOLVER (STANDARD) -- Overall Stage Results

## Gothenburg Open

Printed juni 13, 2011 at 17:47



### Stage 1 -- Duel left

	<b>PTS</b>	<b>TIME</b>	<b>HIT FACTOR</b>	<b>STAGE POINTS</b>	<b>STAGE PERCENT</b>	<b>COMPETITOR # Name</b>
1	70	26,48	2,6435	85,0000	100,00	34 Lindfors, Anders
2	82	38,09	2,1528	69,2216	81,44	144 Linskog, Olle
3	71	36,38	1,9516	62,7530	73,83	149 Edfeldt, Ivar
4	65	37,39	1,7384	55,8981	65,76	11 Arabäck, Niklas
5	17	35,52	0,4786	15,3892	18,10	38 Björk, Jonas

# OPEN -- Overall Stage Results

## Gothenburg Open

Printed juni 13, 2011 at 17:47



### Stage 2 -- Duel right

	PTS	TIME	HIT FACTOR	STAGE POINTS	STAGE PERCENT	COMPETITOR # Name
1	50	5,84	8,5616	55,0000	100,00	71 Samuelsen, Thomas
2	50	6,00	8,3333	53,5333	97,33	72 Lie, Hans Petter
3	51	6,18	8,2524	53,0136	96,39	4 Larsson, Peter
4	51	6,46	7,8947	50,7158	92,21	69 Sandås, Frank
5	52	6,75	7,7037	49,4886	89,98	121 Wallin, Joakim
6	51	6,70	7,6119	48,8991	88,91	117 Nordberg, Johan
7	54	8,42	6,4133	41,1991	74,91	58 Christiansen, Anders
8	49	8,36	5,8612	37,6526	68,46	158 Molin, Marcus
9	49	8,64	5,6713	36,4324	66,24	60 Wiel, Elisabeth
10	38	6,91	5,4993	35,3274	64,23	56 Lee, Kyrre
11	52	9,46	5,4968	35,3116	64,20	14 Kunst, Robert
12	47	8,63	5,4461	34,9859	63,61	116 Andersson, Robert Bobbsan
13	47	8,76	5,3653	34,4667	62,67	109 Werner, Mattias
14	37	7,12	5,1966	33,3831	60,70	13 Gustafsson, Mattias
15	51	9,85	5,1777	33,2613	60,48	108 Werner, Carl-Erik
16	48	11,47	4,1848	26,8834	48,88	145 Ståhl, David
17	48	12,52	3,8339	24,6288	44,78	7 Forslund, Tony
18	53	15,00	3,5333	22,6981	41,27	10 Lund, Bent
19	34	10,28	3,3074	21,2467	38,63	118 Nilsson, Claes
20	20	6,29	3,1797	20,4261	37,14	5 Kurtito, Jari
21	32	15,22	2,1025	13,5064	24,56	122 Farkas, Peter

# STANDARD -- Overall Stage Results

## Gothenburg Open

Printed juni 13, 2011 at 17:47



### Stage 2 -- Duel right

	PTS	TIME	HIT FACTOR	STAGE POINTS	STAGE PERCENT	COMPETITOR # Name
1	48	6,27	7,6555	55,0000	100,00	77 Thomsen, Christian
2	44	7,69	5,7217	41,1070	74,74	134 Andersson, Robert
3	51	9,24	5,5195	39,6540	72,10	132 Östling, Mikael
4	48	8,88	5,4054	38,8345	70,61	54 Syversen, Lars
5	50	10,20	4,9020	35,2175	64,03	143 Tillström, Daniel
6	37	7,64	4,8429	34,7934	63,26	19 Kastell, Peter
7	47	9,89	4,7523	34,1421	62,08	83 Bodé, Jan
8	54	11,88	4,5455	32,6563	59,38	44 PARASIDIS, MATHEOS
9	38	8,41	4,5184	32,4621	59,02	23 Lundberg, Klas
10	52	11,79	4,4105	31,6868	57,61	47 Luckmann, Rasmus
11	48	11,09	4,3282	31,0956	56,54	86 Johansen, Roy Henry
12	43	9,99	4,3043	30,9237	56,22	130 Hansen, Gert
13	52	12,23	4,2518	30,5468	55,54	35 Rosenblad, Jari
14	48	11,37	4,2216	30,3298	55,15	22 Lundberg, Sven
15	51	12,33	4,1363	29,7164	54,03	85 Poortman, Rune
16	38	9,30	4,0860	29,3555	53,37	70 Due, Dag Petter
17	51	13,14	3,8813	27,8846	50,70	68 Kråkø, Lene Olaug
18	45	11,96	3,7625	27,0315	49,15	42 Wangel, Christian
19	28	7,46	3,7534	26,9655	49,03	1 Sandberg, Jens
20	50	13,48	3,7092	26,6483	48,45	129 Andersen, Peter Munk
21	30	8,97	3,3445	24,0280	43,69	78 Lund, Bent DK
22	47	14,41	3,2616	23,4327	42,60	80 Sparvath, Søren
23	45	14,46	3,1120	22,3580	40,65	100 Kedland, Jonas
24	36	11,60	3,1034	22,2963	40,54	50 Sjöholm, Hans-Erik
25	45	14,76	3,0488	21,9036	39,82	41 jonkers, chris
26	49	17,62	2,7809	19,9792	36,33	55 Rudensten, Joakim
27	50	18,24	2,7412	19,6940	35,81	40 Hansson, Kim
28	39	15,26	2,5557	18,3611	33,38	97 Ericsson, Jakob
29	48	20,20	2,3762	17,0718	31,04	36 Jansson, Henrik
30	47	20,17	2,3302	16,7410	30,44	46 Hellström, Tomas
31	26	12,51	2,0783	14,9316	27,15	133 Buchwald, Anders
32	16	8,72	1,8349	13,1823	23,97	152 Back, Christer
33	41	26,00	1,5769	11,3292	20,60	94 Furland, Susanna
34	18	13,30	1,3534	9,7232	17,68	61 Vikeby, Rune
35	9	17,48	0,5149	3,6990	6,73	139 Pettersson, Mathias
36	3	27,74	0,1081	0,7770	1,41	88 Ørebech, Hans-Martin
37	0	0,00	0,0000	0,0000	0,00	57 Andersen, Marius Wigen

# PRODUCTION -- Overall Stage Results

## Gothenburg Open

Printed juni 13, 2011 at 17:47



### Stage 2 -- Duel right

	PTS	TIME	HIT FACTOR	STAGE POINTS	STAGE PERCENT	COMPETITOR # Name
1	49	7,04	6,9602	55,0000	100,00	73 Haugli, Steinar
2	47	7,32	6,4208	50,7371	92,25	153 Rasmussen, P-O
3	43	6,82	6,3050	49,8223	90,59	64 Kvarsnes, Hans Petter
4	49	7,78	6,2982	49,7686	90,49	151 Hagemann, Lars
5	49	7,99	6,1327	48,4606	88,11	15 Ekstedt, Stefan
6	45	7,77	5,7915	45,7647	83,21	17 Hansen, Johan
7	49	8,88	5,5180	43,6036	79,28	65 Strengenes, Odd
8	47	8,68	5,4147	42,7875	77,80	105 Johansson, Magnus
9	49	9,08	5,3965	42,6432	77,53	82 Nordlund, Thomas
10	51	9,74	5,2361	41,3762	75,23	75 Andersen, Thomas
11	43	8,22	5,2311	41,3367	75,16	150 Gyllenberg, Rasmus
12	41	8,49	4,8292	38,1606	69,38	45 Appelkvist, Magnus
13	45	9,34	4,8180	38,0719	69,22	66 Lütcherath, Øystein
14	47	9,77	4,8106	38,0139	69,12	103 Gustafsson, Rickard
15	45	9,39	4,7923	37,8692	68,85	59 Klöv, Morten
16	45	10,22	4,4031	34,7937	63,26	84 Henum, Svein Helge
17	43	10,37	4,1466	32,7664	59,58	62 Lindblad, Bjørn
18	43	10,42	4,1267	32,6092	59,29	126 Wendelklint, Tony
19	51	12,43	4,1030	32,4219	58,95	63 Hole, Bjørnar
20	49	12,07	4,0597	32,0795	58,33	123 Kilen, Lars
21	35	8,87	3,9459	31,1805	56,69	104 Odgaard-Nexe, Adam
22	51	13,01	3,9201	30,9765	56,32	79 Jensen, Flemming
23	41	10,75	3,8140	30,1380	54,80	127 Marklund, Tord
24	43	11,55	3,7229	29,4189	53,49	48 Fröhberg, Niclas
25	28	7,56	3,7037	29,2668	53,21	8 Johannesson, Stefan
26	43	11,64	3,6942	29,1914	53,08	114 Johansson, Mikael
27	39	10,69	3,6483	28,8288	52,42	93 Carlsson, Eric
28	51	14,83	3,4390	27,1749	49,41	28 Stangvik, Kent
29	45	13,12	3,4299	27,1030	49,28	113 Johansson, Daniel
30	35	10,25	3,4146	26,9826	49,06	136 Saxhøj, Ulrik
31	45	13,18	3,4143	26,9797	49,05	52 Oskarsson, Tina
32	39	11,46	3,4031	26,8918	48,89	67 Narvestad, Steinar
33	49	14,40	3,4028	26,8889	48,89	115 Tuvevsson, Niklas
34	53	15,76	3,3629	26,5741	48,32	81 Johansson, Peter
35	47	14,08	3,3381	26,3776	47,96	3 Granqvist, Magnus
36	36	10,89	3,3058	26,1224	47,50	74 Jensen, Christian Ditle
37	40	12,20	3,2787	25,9083	47,11	33 petrovic, sasa
38	34	10,41	3,2661	25,8088	46,93	27 Karlsson, Peter
39	47	14,76	3,1843	25,1623	45,75	146 Hammarström, Niklas
40	49	15,44	3,1736	25,0777	45,60	53 Stankovic, Alexander
41	49	15,51	3,1593	24,9645	45,39	98 Vuolevi, Tommi
42	39	12,38	3,1502	24,8933	45,26	131 Andersson, Magnus
43	30	9,54	3,1447	24,8492	45,18	99 Agnebo, Mikael
44	43	13,87	3,1002	24,4980	44,54	154 Söderholm, Håkan T
45	41	13,64	3,0059	23,7525	43,19	111 Danielson, Carl
46	41	13,95	2,9391	23,2246	42,23	141 Larsson, Ulf



# PRODUCTION -- Overall Stage Results

## Gothenburg Open

Printed juni 13, 2011 at 17:47




### Stage 2 -- Duel right

	PTS	TIME	HIT FACTOR	STAGE POINTS	STAGE PERCENT	COMPETITOR # Name
47	45	15,35	2,9316	23,1656	42,12	156 Alenklint, Patrik
48	49	17,07	2,8705	22,6831	41,24	32 Landin, Peter
49	43	15,27	2,8160	22,2520	40,46	96 Chatzissavidis, Teodoros
50	28	10,32	2,7132	21,4396	38,98	106 Andersson, Dan
51	32	11,85	2,7004	21,3388	38,80	161 Lindberg, Joakim
52	34	12,70	2,6772	21,1551	38,46	89 Hildonen, Knut Inge
53	32	11,96	2,6756	21,1426	38,44	140 Karlsson, Mats
54	28	10,50	2,6667	21,0721	38,31	157 Kljutschnik, Petri
55	35	13,16	2,6596	21,0161	38,21	25 Nilsson, Tomas
56	37	15,40	2,4026	18,9854	34,52	6 Dahl, Bengt
57	45	19,64	2,2912	18,1055	32,92	2 Dohmen, Sofia
58	30	13,88	2,1614	17,0793	31,05	9 von Bromsen, Magnus
59	24	11,24	2,1352	16,8727	30,68	148 Olausson, Nicklas
60	34	16,08	2,1144	16,7083	30,38	87 Hanssen, Knut
61	37	17,72	2,0880	16,4997	30,00	21 Samuelsson, Weine
62	26	13,21	1,9682	15,5528	28,28	159 Hermansson, Christian
63	20	10,59	1,8886	14,9236	27,13	18 Schön, Marianne
64	39	22,64	1,7226	13,6122	24,75	120 Persson, Michael
65	20	11,89	1,6821	13,2919	24,17	31 Ström, Johan
66	22	14,28	1,5406	12,1740	22,13	26 Nordström, Daniel
67	22	14,65	1,5017	11,8665	21,58	119 Råman Vinnå, Love
68	36	24,78	1,4528	11,4800	20,87	124 Kilen, Teresa
69	17	14,38	1,1822	9,3418	16,99	128 Johansson, Andreas
70	24	20,94	1,1461	9,0568	16,47	12 Berg, Yvonne
71	24	24,75	0,9697	7,6626	13,93	155 Karlsson, Robbin
72	0	11,09	0,0000	0,0000	0,00	142 Lundström, Magnus
73	0	14,11	0,0000	0,0000	0,00	138 Hosseini, Nima
74	0	11,91	0,0000	0,0000	0,00	110 Nordstrand, Ola
75	0	11,39	0,0000	0,0000	0,00	51 Luckmann, Christian

# REVOLVER (STANDARD) -- Overall Stage Results

## Gothenburg Open

Printed juni 13, 2011 at 17:47



### Stage 2 -- Duel right

	PTS	TIME	HIT FACTOR	STAGE POINTS	STAGE PERCENT	COMPETITOR # Name
1	50	11,73	4,2626	55,0000	100,00	34 Lindfors, Anders
2	49	12,45	3,9357	50,7829	92,33	144 Linskog, Olle
3	39	11,15	3,4978	45,1316	82,06	149 Edfeldt, Ivar
4	27	15,04	1,7952	23,1636	42,12	38 Björk, Jonas
5	49	28,45	1,7223	22,2231	40,41	11 Arabäck, Niklas

# OPEN -- Overall Stage Results

## Gothenburg Open

Printed juni 13, 2011 at 17:47



### Stage 3 -- The hole

	PTS	TIME	HIT FACTOR	STAGE POINTS	STAGE PERCENT	COMPETITOR # Name
1	152	24,38	6,2346	160,0000	100,00	117 Nordberg, Johan
2	155	25,52	6,0737	155,8695	97,42	56 Lee, Kyrre
3	152	25,18	6,0365	154,9166	96,82	69 Sandås, Frank
4	147	26,19	5,6128	144,0429	90,03	58 Christiansen, Anders
5	147	26,39	5,5703	142,9513	89,34	71 Samuelson, Thomas
6	144	26,49	5,4360	139,5053	87,19	121 Wallin, Joakim
7	146	26,95	5,4174	139,0286	86,89	14 Kunst, Robert
8	146	27,79	5,2537	134,8262	84,27	158 Molin, Marcus
9	153	29,17	5,2451	134,6062	84,13	108 Werner, Carl-Erik
10	151	29,07	5,1944	133,3036	83,31	116 Andersson, Robert Bobbsan
11	143	28,64	4,9930	128,1366	80,09	60 Wiel, Elisabeth
12	153	31,67	4,8311	123,9805	77,49	72 Lie, Hans Petter
13	153	32,67	4,6832	120,1856	75,12	13 Gustafsson, Mattias
14	135	28,87	4,6761	120,0044	75,00	4 Larsson, Peter
15	130	28,25	4,6018	118,0959	73,81	5 Kurtito, Jari
16	150	35,08	4,2759	109,7341	68,58	7 Forslund, Tony
17	151	36,59	4,1268	105,9070	66,19	109 Werner, Mattias
18	147	35,87	4,0981	105,1710	65,73	145 Ståhl, David
19	140	38,43	3,6430	93,4906	58,43	118 Nilsson, Claes
20	149	52,75	2,8246	72,4893	45,31	122 Farkas, Peter
21	160	83,61	1,9136	49,1102	30,69	10 Lund, Bent

# STANDARD -- Overall Stage Results

## Gothenburg Open

Printed juni 13, 2011 at 17:47



### Stage 3 -- The hole

	PTS	TIME	HIT FACTOR	STAGE POINTS	STAGE PERCENT	COMPETITOR # Name
1	157	25,14	6,2450	160,0000	100,00	77 Thomsen, Christian
2	148	24,80	5,9677	152,8958	95,56	54 Syversen, Lars
3	153	27,50	5,5636	142,5425	89,09	23 Lundberg, Klas
4	157	28,56	5,4972	140,8403	88,03	132 Östling, Mikael
5	154	28,44	5,4149	138,7320	86,71	61 Vikeby, Rune
6	144	26,74	5,3852	137,9706	86,23	19 Kastell, Peter
7	139	26,17	5,3114	136,0807	85,05	22 Lundberg, Sven
8	136	26,42	5,1476	131,8839	82,43	134 Andersson, Robert
9	152	30,76	4,9415	126,6027	79,13	78 Lund, Bent DK
10	148	30,01	4,9317	126,3518	78,97	152 Back, Christer
11	149	30,45	4,8933	125,3674	78,35	35 Rosenblad, Jari
12	150	31,60	4,7468	121,6157	76,01	70 Due, Dag Petter
13	149	31,52	4,7272	121,1116	75,69	143 Tillström, Daniel
14	130	28,94	4,4921	115,0881	71,93	1 Sandberg, Jens
15	144	32,16	4,4776	114,7181	71,70	130 Hansen, Gert
16	149	33,69	4,4227	113,3107	70,82	44 PARASIDIS, MATHEOS
17	136	30,99	4,3885	112,4354	70,27	133 Buchwald, Anders
18	158	36,35	4,3466	111,3623	69,60	129 Andersen, Peter Munk
19	144	33,15	4,3439	111,2922	69,56	85 Poortman, Rune
20	150	34,74	4,3178	110,6234	69,14	50 Sjöholm, Hans-Erik
21	153	35,82	4,2714	109,4338	68,40	68 Kråkø, Lene Olaug
22	152	36,71	4,1406	106,0828	66,30	83 Bodé, Jan
23	142	34,35	4,1339	105,9125	66,20	97 Ericsson, Jakob
24	139	34,08	4,0786	104,4963	65,31	86 Johansen, Roy Henry
25	154	38,23	4,0283	103,2053	64,50	42 Wangel, Christian
26	150	37,49	4,0011	102,5089	64,07	41 jonkers, chris
27	141	37,72	3,7381	95,7708	59,86	55 Rudensten, Joakim
28	154	41,54	3,7073	94,9817	59,36	100 Kedland, Jonas
29	140	38,25	3,6601	93,7739	58,61	47 Luckmann, Rasmus
30	138	37,96	3,6354	93,1405	58,21	88 Ørebech, Hans-Martin
31	158	45,31	3,4871	89,3405	55,84	36 Jansson, Henrik
32	142	42,16	3,3681	86,2926	53,93	40 Hansson, Kim
33	136	41,75	3,2575	83,4580	52,16	80 Sparvath, Søren
34	119	38,93	3,0568	78,3156	48,95	57 Andersen, Marius Wigen
35	108	40,36	2,6759	68,5580	42,85	46 Hellström, Tomas
36	148	62,85	2,3548	60,3312	37,71	94 Furland, Susanna

# PRODUCTION -- Overall Stage Results

## Gothenburg Open

Printed juni 13, 2011 at 17:47



### Stage 3 -- The hole

	PTS	TIME	HIT FACTOR	STAGE POINTS	STAGE PERCENT	COMPETITOR # Name
1	150	25,81	5,8117	160,0000	100,00	153 Rasmussen, P-O
2	158	27,95	5,6530	155,6295	97,27	65 Strengenes, Odd
3	154	28,08	5,4843	150,9873	94,37	17 Hansen, Johan
4	142	25,91	5,4805	150,8821	94,30	150 Gyllenberg, Rasmus
5	152	29,05	5,2324	144,0503	90,03	73 Haugli, Steinar
6	152	29,32	5,1842	142,7238	89,20	105 Johansson, Magnus
7	150	29,16	5,1440	141,6187	88,51	15 Ekstedt, Stefan
8	152	30,16	5,0398	138,7487	86,72	64 Kvarsnes, Hans Petter
9	148	29,53	5,0119	137,9796	86,24	93 Carlsson, Eric
10	152	30,74	4,9447	136,1308	85,08	66 Lütcherath, Øystein
11	142	29,13	4,8747	134,2037	83,88	151 Hagemann, Lars
12	138	28,32	4,8729	134,1537	83,85	59 Klöv, Morten
13	150	30,94	4,8481	133,4712	83,42	99 Agnebo, Mikael
14	146	30,31	4,8169	132,6123	82,88	104 Odgaard-Nexe, Adam
15	154	32,57	4,7283	130,1726	81,36	74 Jensen, Christian Ditle
16	156	33,10	4,7130	129,7518	81,09	75 Andersen, Thomas
17	156	33,53	4,6525	128,0878	80,05	27 Karlsson, Peter
18	156	33,57	4,6470	127,9352	79,96	53 Stankovic, Alexander
19	158	34,48	4,5824	126,1556	78,85	32 Landin, Peter
20	140	30,75	4,5528	125,3429	78,34	136 Saxhøj, Ulrik
21	152	33,46	4,5427	125,0646	78,17	28 Stangvik, Kent
22	158	34,87	4,5311	124,7446	77,97	114 Johansson, Mikael
23	129	28,69	4,4963	123,7872	77,37	140 Karlsson, Mats
24	156	34,97	4,4610	122,8134	76,76	127 Marklund, Tord
25	134	30,11	4,4503	122,5211	76,58	8 Johannesson, Stefan
26	142	32,31	4,3949	120,9952	75,62	79 Jensen, Flemming
27	150	34,22	4,3834	120,6780	75,42	115 Tuvesson, Niklas
28	146	33,97	4,2979	118,3243	73,95	48 Fröhberg, Niclas
29	123	28,65	4,2932	118,1945	73,87	82 Nordlund, Thomas
30	148	34,57	4,2812	117,8634	73,66	126 Wendelklint, Tony
31	131	30,69	4,2685	117,5144	73,45	45 Appelkvist, Magnus
32	152	35,89	4,2352	116,5969	72,87	98 Vuolevi, Tommi
33	144	34,05	4,2291	116,4293	72,77	31 Ström, Johan
34	154	36,50	4,2192	116,1568	72,60	62 Lindblad, Bjørn
35	156	37,11	4,2037	115,7312	72,33	25 Nilsson, Tomas
36	150	35,88	4,1806	115,0948	71,93	141 Larsson, Ulf
37	131	31,35	4,1786	115,0404	71,90	142 Lundström, Magnus
38	129	31,33	4,1175	113,3564	70,85	33 petrovic, sasa
39	136	33,67	4,0392	111,2020	69,50	18 Schön, Marianne
40	144	36,92	3,9003	107,3785	67,11	52 Oskarsson, Tina
41	148	38,59	3,8352	105,5854	65,99	128 Johansson, Andreas
42	146	38,66	3,7765	103,9699	64,98	123 Kilen, Lars
43	150	40,18	3,7332	102,7775	64,24	159 Hermansson, Christian
44	152	40,76	3,7291	102,6659	64,17	6 Dahl, Bengt
45	138	37,28	3,7017	101,9107	63,69	131 Andersson, Magnus
46	150	40,89	3,6684	100,9929	63,12	89 Hildonen, Knut Inge

# PRODUCTION -- Overall Stage Results

## Gothenburg Open

Printed juni 13, 2011 at 17:47



### Stage 3 -- The hole

	PTS	TIME	HIT FACTOR	STAGE POINTS	STAGE PERCENT	COMPETITOR # Name
47	114	31,25	3,6480	100,4319	62,77	154 Söderholm, Håkan T
48	150	41,20	3,6408	100,2330	62,65	3 Granqvist, Magnus
49	160	44,81	3,5706	98,3019	61,44	9 von Bromsen, Magnus
50	144	40,43	3,5617	98,0563	61,29	106 Andersson, Dan
51	140	39,97	3,5026	96,4297	60,27	84 Hennum, Svein Helge
52	146	41,79	3,4937	96,1828	60,11	113 Johansson, Daniel
53	152	43,55	3,4902	96,0887	60,06	103 Gustafsson, Rickard
54	148	43,03	3,4395	94,6906	59,18	146 Hammarström, Niklas
55	133	38,80	3,4278	94,3706	58,98	21 Samuelsson, Weine
56	140	41,31	3,3890	93,3017	58,31	81 Johansson, Peter
57	124	36,80	3,3696	92,7664	57,98	63 Hole, Björnar
58	121	36,15	3,3472	92,1497	57,59	51 Luckmann, Christian
59	136	41,40	3,2850	90,4389	56,52	119 Råman Vinnå, Love
60	148	45,40	3,2599	89,7475	56,09	26 Nordström, Daniel
61	152	46,98	3,2354	89,0732	55,67	157 Kljutschnik, Petri
62	136	42,86	3,1731	87,3582	54,60	120 Persson, Michael
63	114	36,25	3,1448	86,5792	54,11	148 Olausson, Nicklas
64	134	43,95	3,0489	83,9388	52,46	96 Chatzissavidis, Teodoros
65	156	52,03	2,9983	82,5444	51,59	156 Alenklint, Patrik
66	146	49,28	2,9627	81,5641	50,98	2 Dohmen, Sofia
67	116	39,76	2,9175	80,3209	50,20	67 Narvestad, Steinar
68	126	43,81	2,8761	79,1797	49,49	87 Hanssen, Knut
69	142	52,72	2,6935	74,1532	46,35	155 Karlsson, Robbin
70	136	52,14	2,6084	71,8100	44,88	12 Berg, Yvonne
71	99	40,14	2,4664	67,9007	42,44	161 Lindberg, Joakim
72	142	57,66	2,4627	67,8001	42,38	138 Hosseini, Nima
73	94	41,60	2,2596	62,2087	38,88	111 Danielson, Carl
74	114	83,70	1,3620	37,4970	23,44	124 Kilen, Teresa

# REVOLVER (STANDARD) -- Overall Stage Results

## Gothenburg Open

Printed juni 13, 2011 at 17:47



### Stage 3 -- The hole

	<b>PTS</b>	<b>TIME</b>	<b>HIT FACTOR</b>	<b>STAGE POINTS</b>	<b>STAGE PERCENT</b>	<b>COMPETITOR # Name</b>
1	148	33,51	4,4166	160,0000	100,00	149 Edfeldt, Ivar
2	145	34,79	4,1679	150,9893	94,37	34 Lindfors, Anders
3	149	36,88	4,0401	146,3619	91,48	144 Linskog, Olle
4	148	37,95	3,8999	141,2806	88,30	38 Björk, Jonas
5	151	48,82	3,0930	112,0500	70,03	11 Arabäck, Niklas

# OPEN -- Overall Stage Results

## Gothenburg Open

Printed juni 13, 2011 at 17:47



### Stage 4 -- Gravel left

	PTS	TIME	HIT FACTOR	STAGE POINTS	STAGE PERCENT	COMPETITOR # Name
1	108	11,67	9,2545	110,0000	100,00	56 Lee, Kyrre
2	106	11,97	8,8555	105,2571	95,69	60 Wiel, Elisabeth
3	103	11,75	8,7660	104,1932	94,72	117 Nordberg, Johan
4	105	12,07	8,6993	103,4003	94,00	72 Lie, Hans Petter
5	105	12,31	8,5297	101,3844	92,17	69 Sandås, Frank
6	102	12,00	8,5000	101,0319	91,85	5 Kurtito, Jari
7	105	12,65	8,3004	98,6594	89,69	13 Gustafsson, Mattias
8	102	12,63	8,0760	95,9923	87,27	71 Samuelsen, Thomas
9	103	13,32	7,7327	91,9121	83,56	4 Larsson, Peter
10	106	13,74	7,7147	91,6978	83,36	14 Kunst, Robert
11	108	14,14	7,6379	90,7850	82,53	121 Wallin, Joakim
12	108	14,49	7,4534	88,5921	80,54	109 Werner, Mattias
13	107	15,25	7,0164	83,3976	75,82	116 Andersson, Robert Bobbsan
14	91	14,25	6,3860	75,9043	69,00	158 Molin, Marcus
15	106	16,68	6,3549	75,5352	68,67	7 Forslund, Tony
16	96	15,87	6,0491	71,9009	65,36	58 Christiansen, Anders
17	107	18,75	5,7067	67,8301	61,66	145 Ståhl, David
18	88	16,52	5,3269	63,3159	57,56	108 Werner, Carl-Erik
19	106	25,82	4,1053	48,7966	44,36	118 Nilsson, Claes
20	100	24,58	4,0683	48,3568	43,96	122 Farkas, Peter
21	110	29,20	3,7671	44,7764	40,71	10 Lund, Bent



# STANDARD -- Overall Stage Results

## Gothenburg Open

Printed juni 13, 2011 at 17:47



### Stage 4 -- Gravel left

	PTS	TIME	HIT FACTOR	STAGE POINTS	STAGE PERCENT	COMPETITOR # Name
1	106	12,30	8,6179	110,0000	100,00	77 Thomsen, Christian
2	103	12,61	8,1681	104,2591	94,78	23 Lundberg, Klas
3	102	12,51	8,1535	104,0722	94,61	54 Syversen, Lars
4	108	13,66	7,9063	100,9171	91,74	19 Kastell, Peter
5	104	13,23	7,8609	100,3380	91,22	22 Lundberg, Sven
6	105	13,37	7,8534	100,2420	91,13	134 Andersson, Robert
7	102	13,14	7,7626	99,0824	90,07	1 Sandberg, Jens
8	107	13,83	7,7368	98,7537	89,78	132 Östling, Mikael
9	106	13,77	7,6979	98,2571	89,32	61 Vikeby, Rune
10	105	14,15	7,4205	94,7163	86,11	70 Due, Dag Petter
11	105	14,86	7,0659	90,1908	81,99	143 Tillström, Daniel
12	108	15,72	6,8702	87,6926	79,72	130 Hansen, Gert
13	106	15,88	6,6751	85,2015	77,46	35 Rosenblad, Jari
14	101	15,70	6,4331	82,1133	74,65	55 Rudensten, Joakim
15	101	15,84	6,3763	81,3876	73,99	152 Back, Christer
16	108	17,28	6,2500	79,7759	72,52	83 Bodé, Jan
17	108	17,28	6,2500	79,7759	72,52	44 PARASIDIS, MATHEOS
18	106	17,02	6,2280	79,4947	72,27	78 Lund, Bent DK
19	106	17,31	6,1236	78,1629	71,06	50 Sjöholm, Hans-Erik
20	101	17,91	5,6393	71,9810	65,44	68 Kråkø, Lene Olaug
21	92	16,61	5,5388	70,6985	64,27	86 Johansen, Roy Henry
22	101	18,71	5,3982	68,9032	62,64	57 Andersen, Marius Wigen
23	109	20,35	5,3563	68,3682	62,15	47 Luckmann, Rasmus
24	103	19,63	5,2471	66,9744	60,89	42 Wangel, Christian
25	100	19,69	5,0787	64,8255	58,93	85 Poortman, Rune
26	103	20,39	5,0515	64,4781	58,62	41 jonkers, chris
27	102	20,69	4,9299	62,9262	57,21	46 Hellström, Tomas
28	87	18,07	4,8146	61,4544	55,87	80 Sparvath, Søren
29	77	16,02	4,8065	61,3508	55,77	133 Buchwald, Anders
30	104	25,10	4,1434	52,8873	48,08	40 Hansson, Kim
31	98	23,69	4,1368	52,8023	48,00	36 Jansson, Henrik
32	96	23,22	4,1344	52,7717	47,97	88 Ørebech, Hans-Martin
33	72	18,82	3,8257	48,8320	44,39	129 Andersen, Peter Munk
34	77	21,84	3,5256	45,0018	40,91	100 Kedland, Jonas
35	100	30,73	3,2541	41,5364	37,76	94 Furland, Susanna
36	24	19,63	1,2226	15,6057	14,19	97 Ericsson, Jakob

# PRODUCTION -- Overall Stage Results

## Gothenburg Open

Printed juni 13, 2011 at 17:47



### Stage 4 -- Gravel left

	PTS	TIME	HIT FACTOR	STAGE POINTS	STAGE PERCENT	COMPETITOR # Name
1	106	12,61	8,4060	110,0000	100,00	64 Kvarsnes, Hans Petter
2	102	12,14	8,4020	109,9470	99,95	150 Gyllenberg, Rasmus
3	110	13,49	8,1542	106,7045	97,00	73 Haugli, Steinar
4	100	12,41	8,0580	105,4460	95,86	65 Strengenes, Odd
5	106	13,62	7,7827	101,8429	92,58	105 Johansson, Magnus
6	90	11,96	7,5251	98,4721	89,52	15 Ekstedt, Stefan
7	104	14,19	7,3291	95,9076	87,19	59 Klöv, Morten
8	104	14,20	7,3239	95,8400	87,13	8 Johannesson, Stefan
9	102	15,09	6,7594	88,4531	80,41	66 Lütcherath, Øystein
10	92	13,66	6,7350	88,1331	80,12	140 Karlsson, Mats
11	104	15,45	6,7314	88,0860	80,08	28 Stangvik, Kent
12	100	14,87	6,7249	88,0017	80,00	153 Rasmussen, P-O
13	104	15,51	6,7054	87,7452	79,77	17 Hansen, Johan
14	102	15,70	6,4968	85,0163	77,29	27 Karlsson, Peter
15	102	15,91	6,4111	83,8942	76,27	18 Schön, Marianne
16	110	17,21	6,3916	83,6399	76,04	114 Johansson, Mikael
17	96	15,33	6,2622	81,9466	74,50	84 Henum, Svein Helge
18	108	17,31	6,2392	81,6448	74,22	103 Gustafsson, Rickard
19	102	16,42	6,2119	81,2885	73,90	33 petrovic, sasa
20	108	17,45	6,1891	80,9898	73,63	74 Jensen, Christian Ditle
21	94	15,36	6,1198	80,0827	72,80	136 Saxhøj, Ulrik
22	98	16,19	6,0531	79,2102	72,01	104 Odgaard-Nexe, Adam
23	106	17,55	6,0399	79,0370	71,85	79 Jensen, Flemming
24	96	15,96	6,0150	78,7119	71,56	53 Stankovic, Alexander
25	106	17,76	5,9685	78,1025	71,00	93 Carlsson, Eric
26	106	17,88	5,9284	77,5783	70,53	106 Andersson, Dan
27	100	17,04	5,8685	76,7949	69,81	142 Lundström, Magnus
28	96	16,38	5,8608	76,6936	69,72	99 Agnebo, Mikael
29	106	18,11	5,8531	76,5930	69,63	148 Olausson, Nicklas
30	104	17,80	5,8427	76,4566	69,51	126 Wendelklint, Tony
31	108	18,71	5,7723	75,5356	68,67	32 Landin, Peter
32	108	18,82	5,7386	75,0941	68,27	123 Kilen, Lars
33	106	18,94	5,5966	73,2365	66,58	25 Nilsson, Tomas
34	106	19,16	5,5324	72,3956	65,81	128 Johansson, Andreas
35	104	19,11	5,4422	71,2155	64,74	48 Fröhberg, Niclas
36	104	19,59	5,3088	69,4706	63,16	31 Ström, Johan
37	94	17,99	5,2251	68,3752	62,16	75 Andersen, Thomas
38	94	18,19	5,1677	67,6234	61,48	62 Lindblad, Björn
39	100	19,44	5,1440	67,3140	61,19	131 Andersson, Magnus
40	102	19,85	5,1385	67,2421	61,13	159 Hermansson, Christian
41	77	14,99	5,1368	67,2188	61,11	151 Hagemann, Lars
42	83	16,41	5,0579	66,1868	60,17	45 Appelkvist, Magnus
43	98	19,51	5,0231	65,7311	59,76	63 Hole, Björn
44	102	20,64	4,9419	64,6684	58,79	113 Johansson, Daniel
45	88	18,10	4,8619	63,6218	57,84	51 Luckmann, Christian
46	110	22,79	4,8267	63,1612	57,42	89 Hildonen, Knut Inge

# PRODUCTION -- Overall Stage Results

## Gothenburg Open

Printed juni 13, 2011 at 17:47



### Stage 4 -- Gravel left

	PTS	TIME	HIT FACTOR	STAGE POINTS	STAGE PERCENT	COMPETITOR # Name
47	104	21,73	4,7860	62,6290	56,94	81 Johansson, Peter
48	83	17,58	4,7213	61,7819	56,17	21 Samuelsson, Weine
49	100	21,31	4,6926	61,4071	55,82	52 Oskarsson, Tina
50	92	19,80	4,6465	60,8029	55,28	161 Lindberg, Joakim
51	85	18,78	4,5261	59,2277	53,84	141 Larsson, Ulf
52	100	23,07	4,3346	56,7224	51,57	111 Danielson, Carl
53	67	15,60	4,2949	56,2020	51,09	154 Söderholm, Håkan T
54	88	20,50	4,2927	56,1734	51,07	26 Nordström, Daniel
55	108	25,26	4,2755	55,9490	50,86	156 Alenklint, Patrik
56	98	23,34	4,1988	54,9449	49,95	115 Tuvesson, Niklas
57	104	25,33	4,1058	53,7279	48,84	2 Dohmen, Sofia
58	96	23,43	4,0973	53,6168	48,74	157 Kljutschnik, Petri
59	92	22,46	4,0962	53,6019	48,73	98 Vuolevi, Tommi
60	92	22,64	4,0636	53,1757	48,34	82 Nordlund, Thomas
61	102	25,24	4,0412	52,8826	48,08	9 von Bromsen, Magnus
62	94	23,36	4,0240	52,6571	47,87	138 Hosseini, Nima
63	106	26,35	4,0228	52,6414	47,86	146 Hammarström, Niklas
64	98	24,50	4,0000	52,3434	47,58	87 Hanssen, Knut
65	57	14,62	3,8988	51,0187	46,38	127 Marklund, Tord
66	82	21,21	3,8661	50,5912	45,99	3 Granqvist, Magnus
67	88	23,17	3,7980	49,7002	45,18	96 Chatzissavidis, Teodoros
68	102	26,99	3,7792	49,4537	44,96	6 Dahl, Bengt
69	77	20,68	3,7234	48,7239	44,29	67 Narvestad, Steinar
70	96	27,26	3,5216	46,0837	41,89	155 Karlsson, Robbin
71	89	25,52	3,4875	45,6364	41,49	120 Persson, Michael
72	67	21,24	3,1544	41,2783	37,53	119 Råman Vinnå, Love
73	102	34,16	2,9859	39,0737	35,52	12 Berg, Yvonne
74	98	38,90	2,5193	32,9669	29,97	124 Kilen, Teresa

# REVOLVER (STANDARD) -- Overall Stage Results

## Gothenburg Open

Printed juni 13, 2011 at 17:47



### Stage 4 -- Gravel left

	<b>PTS</b>	<b>TIME</b>	<b>HIT FACTOR</b>	<b>STAGE POINTS</b>	<b>STAGE PERCENT</b>	<b>COMPETITOR # Name</b>
1	100	18,10	5,5249	110,0000	100,00	149 Edfeldt, Ivar
2	103	19,39	5,3120	105,7623	96,15	34 Lindfors, Anders
3	104	20,10	5,1741	103,0169	93,65	144 Linskog, Olle
4	106	23,90	4,4351	88,3038	80,28	11 Arabäck, Niklas
5	80	22,34	3,5810	71,2981	64,82	38 Björk, Jonas

# OPEN -- Overall Stage Results

## Gothenburg Open

Printed juni 13, 2011 at 17:47



### Stage 5 -- Gravel right

	PTS	TIME	HIT FACTOR	STAGE POINTS	STAGE PERCENT	COMPETITOR # Name
1	102	11,63	8,7704	110,0000	100,00	117 Nordberg, Johan
2	102	14,00	7,2857	91,3786	83,07	121 Wallin, Joakim
3	102	14,09	7,2392	90,7949	82,54	72 Lie, Hans Petter
4	102	14,19	7,1882	90,1550	81,96	71 Samuelsen, Thomas
5	103	15,31	6,7276	84,3790	76,71	56 Lee, Kyrre
6	102	15,45	6,6019	82,8026	75,28	60 Wiel, Elisabeth
7	89	14,30	6,2238	78,0596	70,96	13 Gustafsson, Mattias
8	92	15,35	5,9935	75,1712	68,34	4 Larsson, Peter
9	95	16,01	5,9338	74,4225	67,66	158 Molin, Marcus
10	106	18,75	5,6533	70,9050	64,46	58 Christiansen, Anders
11	87	15,90	5,4717	68,6269	62,39	109 Werner, Mattias
12	99	18,17	5,4485	68,3365	62,12	69 Sandås, Frank
13	92	17,17	5,3582	67,2032	61,09	7 Forslund, Tony
14	104	19,85	5,2393	65,7121	59,74	116 Andersson, Robert Bobbsan
15	96	18,74	5,1227	64,2501	58,41	5 Kurtito, Jari
16	94	18,94	4,9630	62,2472	56,59	145 Ståhl, David
17	99	20,84	4,7505	59,5813	54,16	108 Werner, Carl-Erik
18	101	21,51	4,6955	58,8916	53,54	118 Nilsson, Claes
19	86	20,39	4,2178	52,8997	48,09	14 Kunst, Robert
20	102	32,84	3,1060	38,9555	35,41	10 Lund, Bent
21	51	29,38	1,7359	21,7716	19,79	122 Farkas, Peter

# STANDARD -- Overall Stage Results

## Gothenburg Open

Printed juni 13, 2011 at 17:47



### Stage 5 -- Gravel right

	PTS	TIME	HIT FACTOR	STAGE POINTS	STAGE PERCENT	COMPETITOR # Name
1	104	14,64	7,1038	110,0000	100,00	134 Andersson, Robert
2	105	15,35	6,8404	105,9208	96,29	19 Kastell, Peter
3	104	16,27	6,3921	98,9797	89,98	77 Thomsen, Christian
4	86	13,99	6,1472	95,1878	86,53	54 Syversen, Lars
5	96	16,04	5,9850	92,6760	84,25	22 Lundberg, Sven
6	88	15,32	5,7441	88,9456	80,86	61 Vikeby, Rune
7	98	17,23	5,6878	88,0727	80,07	132 Östling, Mikael
8	96	17,23	5,5717	86,2753	78,43	23 Lundberg, Klas
9	101	18,91	5,3411	82,7047	75,19	143 Tillström, Daniel
10	85	16,28	5,2211	80,8472	73,50	1 Sandberg, Jens
11	98	20,59	4,7596	73,7005	67,00	130 Hansen, Gert
12	88	18,76	4,6908	72,6357	66,03	70 Due, Dag Petter
13	92	19,82	4,6418	71,8761	65,34	44 PARASIDIS, MATHEOS
14	98	21,29	4,6031	71,2772	64,80	152 Back, Christer
15	102	22,36	4,5617	70,6364	64,21	85 Poortman, Rune
16	99	21,92	4,5164	69,9351	63,58	86 Johansen, Roy Henry
17	82	19,18	4,2753	66,2012	60,18	133 Buchwald, Anders
18	93	22,34	4,1629	64,4615	58,60	55 Rudensten, Joakim
19	99	24,15	4,0994	63,4773	57,71	35 Rosenblad, Jari
20	98	23,92	4,0970	63,4403	57,67	50 Sjöholm, Hans-Erik
21	86	21,64	3,9741	61,5378	55,94	68 Kråkø, Lene Olaug
22	99	25,28	3,9161	60,6399	55,13	40 Hansson, Kim
23	91	23,76	3,8300	59,3056	53,91	46 Hellström, Tomas
24	87	22,83	3,8108	59,0084	53,64	83 Bodé, Jan
25	99	27,18	3,6424	56,4009	51,27	47 Luckmann, Rasmus
26	79	22,05	3,5828	55,4778	50,43	97 Ericsson, Jakob
27	86	24,13	3,5640	55,1876	50,17	129 Andersen, Peter Munk
28	80	24,51	3,2640	50,5414	45,95	80 Sparvath, Søren
29	55	17,53	3,1375	48,5826	44,17	78 Lund, Bent DK
30	85	27,20	3,1250	48,3894	43,99	100 Kedland, Jonas
31	74	23,77	3,1132	48,2062	43,82	57 Andersen, Marius Wigen
32	75	24,68	3,0389	47,0562	42,78	88 Ørebech, Hans-Martin
33	87	29,13	2,9866	46,2465	42,04	41 jonkers, chris
34	70	24,68	2,8363	43,9191	39,93	42 Wangel, Christian
35	67	29,34	2,2836	35,3602	32,15	36 Jansson, Henrik
36	83	42,31	1,9617	30,3763	27,61	94 Furland, Susanna

# PRODUCTION -- Overall Stage Results

## Gothenburg Open

Printed juni 13, 2011 at 17:47



### Stage 5 -- Gravel right

	PTS	TIME	HIT FACTOR	STAGE POINTS	STAGE PERCENT	COMPETITOR # Name
1	106	14,93	7,0998	110,0000	100,00	73 Haugli, Steinar
2	106	15,72	6,7430	104,4720	94,97	151 Hagemann, Lars
3	102	15,19	6,7149	104,0373	94,58	64 Kvarsnes, Hans Petter
4	98	14,63	6,6986	103,7835	94,35	65 Strengenes, Odd
5	106	16,25	6,5231	101,0646	91,88	15 Ekstedt, Stefan
6	96	15,36	6,2500	96,8337	88,03	17 Hansen, Johan
7	106	17,55	6,0399	93,5783	85,07	105 Johansson, Magnus
8	96	15,98	6,0075	93,0767	84,62	153 Rasmussen, P-O
9	87	14,98	5,8077	89,9817	81,80	59 Klöv, Morten
10	106	18,28	5,7987	89,8414	81,67	53 Stankovic, Alexander
11	94	16,44	5,7178	88,5875	80,53	62 Lindblad, Bjørn
12	102	17,89	5,7015	88,3357	80,31	104 Odgaard-Nexe, Adam
13	90	16,00	5,6250	87,1504	79,23	150 Gyllenberg, Rasmus
14	100	17,92	5,5804	86,4587	78,60	114 Johansson, Mikael
15	100	17,93	5,5772	86,4105	78,55	74 Jensen, Christian Ditle
16	94	17,53	5,3622	83,0792	75,53	142 Lundström, Magnus
17	94	17,72	5,3047	82,1884	74,72	66 Lütcherath, Øystein
18	90	17,25	5,2174	80,8351	73,49	8 Johannesson, Stefan
19	102	20,37	5,0074	77,5811	70,53	99 Agnebo, Mikael
20	98	20,52	4,7758	73,9938	67,27	154 Söderholm, Håkan T
21	92	19,93	4,6162	71,5199	65,02	126 Wendelklint, Tony
22	104	22,98	4,5257	70,1181	63,74	32 Landin, Peter
23	92	20,79	4,4252	68,5614	62,33	75 Andersen, Thomas
24	92	20,99	4,3830	67,9082	61,73	27 Karlsson, Peter
25	94	21,52	4,3680	67,6756	61,52	79 Jensen, Flemming
26	96	22,03	4,3577	67,5155	61,38	18 Schön, Marianne
27	73	16,85	4,3323	67,1227	61,02	140 Karlsson, Mats
28	89	20,88	4,2625	66,0399	60,04	148 Olausson, Nicklas
29	96	22,79	4,2124	65,2640	59,33	31 Ström, Johan
30	89	22,31	3,9892	61,8069	56,19	123 Kilen, Lars
31	94	23,73	3,9612	61,3729	55,79	127 Marklund, Tord
32	92	23,43	3,9266	60,8362	55,31	82 Nordlund, Thomas
33	98	25,10	3,9044	60,4921	54,99	157 Kljutschnik, Petri
34	94	24,31	3,8667	59,9086	54,46	89 Hildonen, Knut Inge
35	83	21,99	3,7744	58,4789	53,16	52 Oskarsson, Tina
36	85	22,87	3,7167	57,5837	52,35	103 Gustafsson, Rickard
37	96	25,94	3,7008	57,3387	52,13	115 Tuveesson, Niklas
38	81	22,10	3,6652	56,7858	51,62	25 Nilsson, Tomas
39	98	27,01	3,6283	56,2145	51,10	141 Larsson, Ulf
40	98	27,15	3,6096	55,9246	50,84	146 Hammarström, Niklas
41	86	23,93	3,5938	55,6804	50,62	128 Johansson, Andreas
42	90	25,25	3,5644	55,2240	50,20	84 Hennum, Svein Helge
43	81	23,20	3,4914	54,0933	49,18	156 Alenklint, Patrik
44	88	25,32	3,4755	53,8475	48,95	67 Narvestad, Steinar
45	92	26,49	3,4730	53,8087	48,92	3 Granqvist, Magnus
46	92	26,68	3,4483	53,4255	48,57	26 Nordström, Daniel

# PRODUCTION -- Overall Stage Results

## Gothenburg Open

Printed juni 13, 2011 at 17:47



### Stage 5 -- Gravel right

PTS	TIME	HIT FACTOR	STAGE POINTS	STAGE PERCENT	COMPETITOR #	Name
47	100	29,03	3,4447	53,3703	48,52	93 Carlsson, Eric
48	82	23,81	3,4439	53,3582	48,51	51 Luckmann, Christian
49	100	29,18	3,4270	53,0959	48,27	161 Lindberg, Joakim
50	88	25,80	3,4109	52,8457	48,04	28 Stangvik, Kent
51	92	27,66	3,3261	51,5326	46,85	159 Hermansson, Christian
52	88	26,54	3,3157	51,3722	46,70	21 Samuelsson, Weine
53	80	24,62	3,2494	50,3441	45,77	106 Andersson, Dan
54	78	24,67	3,1617	48,9860	44,53	136 Saxhøj, Ulrik
55	102	32,58	3,1308	48,5060	44,10	2 Dohmen, Sofia
56	86	28,56	3,0112	46,6538	42,41	98 Vuolevi, Tommi
57	85	28,26	3,0078	46,6008	42,36	9 von Bromsen, Magnus
58	66	22,13	2,9824	46,2071	42,01	81 Johansson, Peter
59	79	27,92	2,8295	43,8388	39,85	48 Fröhberg, Niclas
60	75	26,59	2,8206	43,7008	39,73	63 Hole, Björnar
61	55	19,55	2,8133	43,5876	39,63	45 Appelkvist, Magnus
62	87	31,07	2,8001	43,3835	39,44	6 Dahl, Bengt
63	86	34,75	2,4748	38,3434	34,86	138 Hosseini, Nima
64	55	22,60	2,4336	37,7052	34,28	131 Andersson, Magnus
65	65	28,61	2,2719	35,2000	32,00	113 Johansson, Daniel
66	79	35,81	2,2061	34,1798	31,07	12 Berg, Yvonne
67	54	26,06	2,0721	32,1045	29,19	87 Hanssen, Knut
68	84	40,67	2,0654	32,0001	29,09	155 Karlsson, Robbin
69	64	31,25	2,0480	31,7305	28,85	119 Råman Vinnå, Love
70	34	18,81	1,8075	28,0051	25,46	33 petrovic, sasa
71	69	41,44	1,6651	25,7974	23,45	111 Danielson, Carl
72	48	29,11	1,6489	25,5473	23,22	96 Chatzissavidis, Teodoros
73	58	42,03	1,3800	21,3804	19,44	124 Kilen, Teresa
74	26	26,17	0,9935	15,3927	13,99	120 Persson, Michael



# REVOLVER (STANDARD) -- Overall Stage Results

## Gothenburg Open

Printed juni 13, 2011 at 17:47



### Stage 5 -- Gravel right

	<b>PTS</b>	<b>TIME</b>	<b>HIT FACTOR</b>	<b>STAGE POINTS</b>	<b>STAGE PERCENT</b>	<b>COMPETITOR # Name</b>
1	103	21,57	4,7752	110,0000	100,00	144 Linskog, Olle
2	101	23,37	4,3218	99,5562	90,51	149 Edfeldt, Ivar
3	96	30,09	3,1904	73,4945	66,81	34 Lindfors, Anders
4	83	27,04	3,0695	70,7094	64,28	38 Björk, Jonas
5	99	34,66	2,8563	65,7979	59,82	11 Arabäck, Niklas

# OPEN -- Overall Stage Results

## Gothenburg Open

Printed juni 13, 2011 at 17:47



### Stage 6 -- Small storage

	PTS	TIME	HIT FACTOR	STAGE POINTS	STAGE PERCENT	COMPETITOR # Name
1	44	4,93	8,9249	45,0000	100,00	69 Sandås, Frank
2	41	4,89	8,3845	42,2748	93,94	5 Kurtito, Jari
3	44	5,27	8,3491	42,0968	93,55	13 Gustafsson, Mattias
4	43	5,96	7,2148	36,3772	80,84	71 Samuelson, Thomas
5	41	5,73	7,1553	36,0775	80,17	109 Werner, Mattias
6	43	6,03	7,1310	35,9549	79,90	60 Wiel, Elisabeth
7	45	6,35	7,0866	35,7310	79,40	56 Lee, Kyrre
8	44	6,50	6,7692	34,1308	75,85	121 Wallin, Joakim
9	43	6,36	6,7610	34,0893	75,75	4 Larsson, Peter
10	45	6,66	6,7568	34,0679	75,71	14 Kunst, Robert
11	45	6,72	6,6964	33,7637	75,03	108 Werner, Carl-Erik
12	43	6,52	6,5951	33,2528	73,90	58 Christiansen, Anders
13	44	6,82	6,4516	32,5293	72,29	116 Andersson, Robert Bobbsan
14	43	6,70	6,4179	32,3594	71,91	117 Nordberg, Johan
15	43	7,37	5,8345	29,4176	65,37	145 Ståhl, David
16	43	7,57	5,6803	28,6404	63,65	72 Lie, Hans Petter
17	44	8,49	5,1826	26,1307	58,07	118 Nilsson, Claes
18	43	9,08	4,7357	23,8775	53,06	158 Molin, Marcus
19	45	11,78	3,8200	19,2608	42,80	7 Forslund, Tony
20	45	14,36	3,1337	15,8003	35,11	10 Lund, Bent
21	44	19,56	2,2495	11,3420	25,20	122 Farkas, Peter

# STANDARD -- Overall Stage Results

## Gothenburg Open

Printed juni 13, 2011 at 17:47



### Stage 6 -- Small storage

	PTS	TIME	HIT FACTOR	STAGE POINTS	STAGE PERCENT	COMPETITOR # Name
1	45	5,26	8,5551	45,0000	100,00	134 Andersson, Robert
2	45	5,33	8,4428	44,4090	98,69	77 Thomsen, Christian
3	45	5,65	7,9646	41,8938	93,10	132 Östling, Mikael
4	44	5,96	7,3826	38,8322	86,29	54 Syversen, Lars
5	45	6,67	6,7466	35,4873	78,86	130 Hansen, Gert
6	44	6,61	6,6566	35,0136	77,81	143 Tillström, Daniel
7	43	6,55	6,5649	34,5313	76,74	19 Kastell, Peter
8	45	7,17	6,2762	33,0126	73,36	22 Lundberg, Sven
9	45	7,27	6,1898	32,5585	72,35	23 Lundberg, Klas
10	45	7,60	5,9211	31,1447	69,21	44 PARASIDIS, MATHEOS
11	43	7,60	5,6579	29,7605	66,13	35 Rosenblad, Jari
12	44	7,91	5,5626	29,2592	65,02	61 Vikeby, Rune
13	42	7,71	5,4475	28,6537	63,67	152 Back, Christer
14	44	8,26	5,3269	28,0194	62,27	129 Andersen, Peter Munk
15	45	8,45	5,3254	28,0118	62,25	50 Sjöholm, Hans-Erik
16	44	8,75	5,0286	26,4503	58,78	86 Johansen, Roy Henry
17	42	8,43	4,9822	26,2064	58,24	1 Sandberg, Jens
18	45	9,55	4,7120	24,7853	55,08	42 Wangel, Christian
19	45	9,61	4,6826	24,6306	54,73	85 Poortman, Rune
20	44	9,77	4,5036	23,6888	52,64	46 Hellström, Tomas
21	44	9,78	4,4990	23,6646	52,59	41 jonkers, chris
22	42	9,34	4,4968	23,6531	52,56	139 Pettersson, Mathias
23	43	9,65	4,4560	23,4383	52,09	70 Due, Dag Petter
24	43	9,81	4,3833	23,0561	51,24	68 Kråkø, Lene Olaug
25	44	10,33	4,2594	22,4046	49,79	47 Luckmann, Rasmus
26	39	10,12	3,8538	20,2708	45,05	83 Bodé, Jan
27	43	11,22	3,8324	20,1586	44,80	80 Sparvath, Søren
28	41	10,76	3,8104	20,0428	44,54	78 Lund, Bent DK
29	42	11,98	3,5058	18,4407	40,98	36 Jansson, Henrik
30	26	8,53	3,0481	16,0328	35,63	97 Ericsson, Jakob
31	30	9,93	3,0211	15,8912	35,31	55 Rudensten, Joakim
32	43	14,44	2,9778	15,6634	34,81	94 Furland, Susanna
33	30	11,45	2,6201	13,7817	30,63	133 Buchwald, Anders
34	44	18,58	2,3681	12,4564	27,68	57 Andersen, Marius Wiggen
35	28	12,76	2,1944	11,5423	25,65	100 Kedland, Jonas
36	41	19,62	2,0897	10,9918	24,43	40 Hansson, Kim
37	39	21,86	1,7841	9,3843	20,85	88 Ørebech, Hans-Martin

# PRODUCTION -- Overall Stage Results

## Gothenburg Open

Printed juni 13, 2011 at 17:47



### Stage 6 -- Small storage

	PTS	TIME	HIT FACTOR	STAGE POINTS	STAGE PERCENT	COMPETITOR # Name
1	45	5,31	8,4746	45,0000	100,00	65 Strengenes, Odd
2	45	5,41	8,3179	44,1682	98,15	64 Kvarsnes, Hans Petter
3	41	5,47	7,4954	39,8007	88,45	153 Rasmussen, P-O
4	43	5,87	7,3254	38,8978	86,44	150 Gyllenberg, Rasmus
5	43	6,08	7,0724	37,5543	83,45	151 Hagemann, Lars
6	43	6,18	6,9579	36,9466	82,10	18 Schön, Marianne
7	45	6,53	6,8913	36,5927	81,32	59 Klöv, Morten
8	45	6,57	6,8493	36,3699	80,82	15 Ekstedt, Stefan
9	43	6,58	6,5350	34,7006	77,11	73 Haugli, Steinar
10	41	6,30	6,5079	34,5571	76,79	99 Agnebo, Mikael
11	45	7,16	6,2849	33,3729	74,16	105 Johansson, Magnus
12	43	7,19	5,9805	31,7566	70,57	28 Stangvik, Kent
13	43	7,20	5,9722	31,7125	70,47	8 Johannesson, Stefan
14	41	6,89	5,9507	31,5980	70,22	74 Jensen, Christian Ditle
15	43	7,42	5,7951	30,7722	68,38	66 Lütcherath, Øystein
16	45	7,85	5,7325	30,4395	67,64	17 Hansen, Johan
17	41	7,20	5,6944	30,2375	67,19	104 Odgaard-Nexe, Adam
18	45	7,93	5,6747	30,1324	66,96	103 Gustafsson, Rickard
19	45	8,23	5,4678	29,0340	64,52	114 Johansson, Mikael
20	41	7,52	5,4521	28,9508	64,34	27 Karlsson, Peter
21	43	8,16	5,2696	27,9816	62,18	32 Landin, Peter
22	45	8,60	5,2326	27,7849	61,74	156 Alenklint, Patrik
23	41	7,97	5,1443	27,3162	60,70	93 Carlsson, Eric
24	39	7,61	5,1248	27,2129	60,47	62 Lindblad, Björn
25	45	8,80	5,1136	27,1534	60,34	123 Kilen, Lars
26	41	8,03	5,1059	27,1121	60,25	142 Lundström, Magnus
27	43	8,58	5,0117	26,6119	59,14	79 Jensen, Flemming
28	43	8,70	4,9425	26,2448	58,32	140 Karlsson, Mats
29	45	9,26	4,8596	25,8045	57,34	6 Dahl, Bengt
30	41	8,49	4,8292	25,6431	56,98	82 Nordlund, Thomas
31	39	8,32	4,6875	24,8906	55,31	126 Wendelklint, Tony
32	43	9,47	4,5407	24,1109	53,58	161 Lindberg, Joakim
33	41	9,28	4,4181	23,4601	52,13	53 Stankovic, Alexander
34	43	9,77	4,4012	23,3705	51,93	63 Hole, Björn
35	39	8,90	4,3820	23,2685	51,71	141 Larsson, Ulf
36	37	8,55	4,3275	22,9789	51,06	33 petrovic, sasa
37	41	9,75	4,2051	22,3292	49,62	21 Samuelsson, Weine
38	43	10,65	4,0376	21,4394	47,64	67 Narvestad, Steinar
39	39	9,72	4,0123	21,3056	47,35	148 Olausson, Nicklas
40	43	10,78	3,9889	21,1809	47,07	75 Andersen, Thomas
41	37	9,32	3,9700	21,0805	46,85	146 Hammarström, Niklas
42	41	10,44	3,9272	20,8534	46,34	45 Appelkvist, Magnus
43	30	7,73	3,8810	20,6080	45,80	3 Granqvist, Magnus
44	43	11,08	3,8809	20,6074	45,79	89 Hildonen, Knut Inge
45	43	11,11	3,8704	20,5518	45,67	26 Nordström, Daniel
46	43	11,16	3,8530	20,4597	45,47	98 Vuolevi, Tommi

# PRODUCTION -- Overall Stage Results

## Gothenburg Open

Printed juni 13, 2011 at 17:47




### Stage 6 -- Small storage

	PTS	TIME	HIT FACTOR	STAGE POINTS	STAGE PERCENT	COMPETITOR # Name
47	39	10,25	3,8049	20,2039	44,90	84 Hennum, Svein Helge
48	39	10,29	3,7901	20,1254	44,72	127 Marklund, Tord
49	45	11,92	3,7752	20,0461	44,55	154 Söderholm, Håkan T
50	43	11,49	3,7424	19,8721	44,16	9 von Bromsen, Magnus
51	41	11,52	3,5590	18,8984	42,00	81 Johansson, Peter
52	43	12,24	3,5131	18,6544	41,45	119 Råman Vinnå, Love
53	28	8,05	3,4783	18,4696	41,04	25 Nilsson, Tomas
54	45	12,94	3,4776	18,4660	41,04	115 Tu vesson, Niklas
55	43	12,48	3,4455	18,2957	40,66	52 Oskarsson, Tina
56	28	8,21	3,4105	18,1096	40,24	136 Saxhøj, Ulrik
57	41	12,66	3,2385	17,1967	38,21	159 Hermansson, Christian
58	28	8,65	3,2370	17,1884	38,20	131 Andersson, Magnus
59	41	13,17	3,1131	16,5308	36,74	113 Johansson, Daniel
60	41	13,33	3,0758	16,3323	36,29	51 Luckmann, Christian
61	45	14,84	3,0323	16,1018	35,78	106 Andersson, Dan
62	43	14,45	2,9758	15,8014	35,11	2 Dohmen, Sofia
63	37	12,46	2,9695	15,7681	35,04	120 Persson, Michael
64	39	14,47	2,6952	14,3117	31,80	157 Kljutschnik, Petri
65	28	11,45	2,4454	12,9852	28,86	128 Johansson, Andreas
66	37	15,38	2,4057	12,7744	28,39	138 Hosseini, Nima
67	24	9,98	2,4048	12,7695	28,38	31 Ström, Johan
68	41	19,44	2,1091	11,1991	24,89	96 Chatzissavidis, Teodoros
69	37	18,52	1,9978	10,6085	23,57	155 Karlsson, Robbin
70	41	24,28	1,6886	8,9666	19,93	12 Berg, Yvonne
71	28	17,16	1,6317	8,6643	19,25	87 Hanssen, Knut
72	41	25,67	1,5972	8,4811	18,85	48 Fröhberg, Niclas
73	43	27,59	1,5585	8,2758	18,39	111 Danielson, Carl
74	28	22,54	1,2422	6,5963	14,66	124 Kilen, Teresa

# REVOLVER (STANDARD) -- Overall Stage Results

## Gothenburg Open

Printed juni 13, 2011 at 17:47



### Stage 6 -- Small storage

	<b>PTS</b>	<b>TIME</b>	<b>HIT FACTOR</b>	<b>STAGE POINTS</b>	<b>STAGE PERCENT</b>	<b>COMPETITOR # Name</b>
1	45	11,66	3,8593	45,0000	100,00	144 Linskog, Olle
2	43	13,54	3,1758	37,0295	82,29	38 Björk, Jonas
3	43	16,00	2,6875	31,3362	69,64	34 Lindfors, Anders
4	44	17,98	2,4472	28,5339	63,41	11 Arabäck, Niklas
5	44	18,23	2,4136	28,1426	62,54	149 Edfeldt, Ivar

# OPEN -- Overall Stage Results

## Gothenburg Open

Printed juni 13, 2011 at 17:47



### Stage 7 -- Storage left

	PTS	TIME	HIT FACTOR	STAGE POINTS	STAGE PERCENT	COMPETITOR # Name
1	48	4,76	10,0840	50,0000	100,00	69 Sandås, Frank
2	48	6,13	7,8303	38,8255	77,65	58 Christiansen, Anders
3	49	6,31	7,7655	38,5037	77,01	158 Molin, Marcus
4	41	5,50	7,4545	36,9621	73,92	5 Kurtito, Jari
5	46	6,24	7,3718	36,5518	73,10	4 Larsson, Peter
6	41	5,58	7,3477	36,4322	72,86	72 Lie, Hans Petter
7	49	6,85	7,1533	35,4684	70,94	56 Lee, Kyrre
8	48	6,79	7,0692	35,0515	70,10	14 Kunst, Robert
9	41	6,03	6,7993	33,7134	67,43	109 Werner, Mattias
10	46	7,08	6,4972	32,2152	64,43	116 Andersson, Robert Bobbsan
11	33	5,08	6,4961	32,2096	64,42	71 Samuelsen, Thomas
12	43	7,33	5,8663	29,0871	58,17	7 Forslund, Tony
13	41	7,12	5,7584	28,5522	57,10	145 Ståhl, David
14	34	6,29	5,4054	26,8018	53,60	13 Gustafsson, Mattias
15	46	8,65	5,3179	26,3680	52,74	108 Werner, Carl-Erik
16	30	5,95	5,0420	25,0000	50,00	121 Wallin, Joakim
17	30	6,48	4,6296	22,9552	45,91	60 Wiel, Elisabeth
18	49	11,97	4,0936	20,2973	40,59	118 Nilsson, Claes
19	48	12,41	3,8678	19,1781	38,36	10 Lund, Bent
20	41	13,02	3,1490	15,6138	31,23	122 Farkas, Peter
21	32	10,49	3,0505	15,1255	30,25	117 Nordberg, Johan

# STANDARD -- Overall Stage Results

## Gothenburg Open

Printed juni 13, 2011 at 17:47



### Stage 7 -- Storage left

	PTS	TIME	HIT FACTOR	STAGE POINTS	STAGE PERCENT	COMPETITOR # Name
1	46	6,18	7,4434	50,0000	100,00	77 Thomsen, Christian
2	47	6,58	7,1429	47,9814	95,96	54 Syversen, Lars
3	46	6,64	6,9277	46,5361	93,07	132 Östling, Mikael
4	44	6,38	6,8966	46,3268	92,65	134 Andersson, Robert
5	42	6,20	6,7742	45,5049	91,01	61 Vikeby, Rune
6	44	6,53	6,7381	45,2627	90,53	70 Due, Dag Petter
7	48	7,39	6,4953	43,6312	87,26	44 PARASIDIS, MATHEOS
8	44	6,88	6,3953	42,9601	85,92	143 Tillström, Daniel
9	45	7,06	6,3739	42,8162	85,63	23 Lundberg, Klas
10	47	7,78	6,0411	40,5806	81,16	1 Sandberg, Jens
11	45	7,65	5,8824	39,5141	79,03	22 Lundberg, Sven
12	48	8,68	5,5300	37,1469	74,29	55 Rudensten, Joakim
13	46	8,44	5,4502	36,6114	73,22	68 Kråkø, Lene Olaug
14	42	8,04	5,2239	35,0909	70,18	97 Ericsson, Jakob
15	33	6,66	4,9550	33,2844	66,57	152 Back, Christer
16	46	9,29	4,9516	33,2616	66,52	86 Johansen, Roy Henry
17	40	8,26	4,8426	32,5297	65,06	50 Sjöholm, Hans-Erik
18	44	9,19	4,7878	32,1616	64,32	100 Kedland, Jonas
19	45	9,49	4,7418	31,8528	63,71	47 Luckmann, Rasmus
20	48	10,13	4,7384	31,8297	63,66	19 Kastell, Peter
21	48	10,65	4,5070	30,2756	60,55	42 Wangel, Christian
22	42	9,57	4,3887	29,4807	58,96	78 Lund, Bent DK
23	43	9,80	4,3878	29,4743	58,95	35 Rosenblad, Jari
24	40	9,15	4,3716	29,3656	58,73	133 Buchwald, Anders
25	44	10,09	4,3608	29,2929	58,59	129 Andersen, Peter Munk
26	44	10,11	4,3521	29,2349	58,47	85 Poortman, Rune
27	38	9,29	4,0904	27,4770	54,95	83 Bodé, Jan
28	29	7,55	3,8411	25,8019	51,60	130 Hansen, Gert
29	31	8,20	3,7805	25,3950	50,79	46 Hellström, Tomas
30	43	11,52	3,7326	25,0736	50,15	57 Andersen, Marius Wigen
31	38	11,46	3,3159	22,2741	44,55	80 Sparvath, Søren
32	42	13,92	3,0172	20,2680	40,54	41 jonkers, chris
33	29	11,59	2,5022	16,8080	33,62	139 Pettersson, Mathias
34	40	16,40	2,4390	16,3839	32,77	94 Furland, Susanna
35	30	13,73	2,1850	14,6775	29,35	36 Jansson, Henrik
36	38	19,18	1,9812	13,3087	26,62	88 Ørebech, Hans-Martin
37	20	10,64	1,8797	12,6267	25,25	40 Hansson, Kim



# PRODUCTION -- Overall Stage Results

## Gothenburg Open

Printed juni 13, 2011 at 17:47



### Stage 7 -- Storage left

	PTS	TIME	HIT FACTOR	STAGE POINTS	STAGE PERCENT	COMPETITOR # Name
1	48	6,21	7,7295	50,0000	100,00	105 Johansson, Magnus
2	44	6,25	7,0400	45,5400	91,08	73 Haugli, Steinar
3	44	6,37	6,9074	44,6821	89,36	64 Kvarsnes, Hans Petter
4	46	6,79	6,7747	43,8236	87,65	59 Klöv, Morten
5	46	7,02	6,5527	42,3878	84,78	153 Rasmussen, P-O
6	42	6,44	6,5217	42,1875	84,37	8 Johannesson, Stefan
7	46	7,31	6,2927	40,7062	81,41	104 Odgaard-Nexe, Adam
8	42	6,81	6,1674	39,8954	79,79	66 Lütcherath, Øystein
9	44	7,14	6,1625	39,8634	79,73	103 Gustafsson, Rickard
10	40	6,51	6,1444	39,7465	79,49	93 Carlsson, Eric
11	44	7,56	5,8201	37,6488	75,30	18 Schön, Marianne
12	48	8,46	5,6738	36,7021	73,40	28 Stangvik, Kent
13	42	7,50	5,6000	36,2250	72,45	154 Söderholm, Håkan T
14	44	7,90	5,5696	36,0285	72,06	53 Stankovic, Alexander
15	46	8,67	5,3057	34,3209	68,64	114 Johansson, Mikael
16	44	8,41	5,2319	33,8436	67,69	99 Agnebo, Mikael
17	31	5,99	5,1753	33,4777	66,96	151 Hagemann, Lars
18	46	9,01	5,1054	33,0258	66,05	48 Fröhberg, Niclas
19	32	6,35	5,0394	32,5984	65,20	17 Hansen, Johan
20	31	6,23	4,9759	32,1880	64,38	150 Gyllenberg, Rasmus
21	48	9,65	4,9741	32,1762	64,35	79 Jensen, Flemming
22	36	7,26	4,9587	32,0764	64,15	65 Strengenes, Odd
23	40	8,09	4,9444	31,9839	63,97	75 Andersen, Thomas
24	44	9,13	4,8193	31,1747	62,35	159 Hermansson, Christian
25	46	9,63	4,7767	30,8995	61,80	32 Landin, Peter
26	46	9,65	4,7668	30,8355	61,67	25 Nilsson, Tomas
27	34	7,14	4,7619	30,8036	61,61	15 Ekstedt, Stefan
28	40	8,51	4,7004	30,4054	60,81	127 Marklund, Tord
29	46	10,03	4,5862	29,6672	59,33	126 Wendelklint, Tony
30	38	8,36	4,5455	29,4034	58,81	82 Nordlund, Thomas
31	42	9,35	4,4920	29,0575	58,11	89 Hildonen, Knut Inge
32	42	9,48	4,4304	28,6590	57,32	111 Danielson, Carl
33	42	10,06	4,1750	27,0067	54,01	115 Tu vesson, Niklas
34	36	8,64	4,1667	26,9531	53,91	33 petrovic, sasa
35	46	11,07	4,1554	26,8801	53,76	146 Hammarström, Niklas
36	40	9,68	4,1322	26,7304	53,46	63 Hole, Björn
37	36	8,77	4,1049	26,5536	53,11	84 Hennem, Svein Helge
38	32	7,87	4,0661	26,3024	52,60	106 Andersson, Dan
39	46	11,33	4,0600	26,2632	52,53	123 Kilen, Lars
40	46	11,37	4,0457	26,1708	52,34	136 Saxhøj, Ulrik
41	44	10,99	4,0036	25,8985	51,80	98 Vuolevi, Tommi
42	40	10,14	3,9448	25,5177	51,04	31 Ström, Johan
43	38	9,66	3,9337	25,4464	50,89	74 Jensen, Christian Ditle
44	40	10,24	3,9063	25,2686	50,54	141 Larsson, Ulf
45	42	10,77	3,8997	25,2263	50,45	81 Johansson, Peter
46	26	6,89	3,7736	24,4104	48,82	62 Lindblad, Björn

# PRODUCTION -- Overall Stage Results

## Gothenburg Open

Printed juni 13, 2011 at 17:47




### Stage 7 -- Storage left

	PTS	TIME	HIT FACTOR	STAGE POINTS	STAGE PERCENT	COMPETITOR # Name
47	27	7,21	3,7448	24,2242	48,45	27 Karlsson, Peter
48	42	11,50	3,6522	23,6250	47,25	161 Lindberg, Joakim
49	34	9,47	3,5903	23,2247	46,45	157 Kljutschnik, Petri
50	40	11,29	3,5430	22,9185	45,84	138 Hosseini, Nima
51	42	12,28	3,4202	22,1244	44,25	96 Chatzissavidis, Teodoros
52	42	12,53	3,3520	21,6830	43,37	9 von Bromsen, Magnus
53	42	12,62	3,3281	21,5283	43,06	128 Johansson, Andreas
54	44	13,45	3,2714	21,1617	42,32	12 Berg, Yvonne
55	26	8,39	3,0989	20,0462	40,09	45 Appelvist, Magnus
56	34	11,62	2,9260	18,9275	37,85	6 Dahl, Bengt
57	30	10,39	2,8874	18,6778	37,36	119 Råman Vinnå, Love
58	25	8,83	2,8313	18,3147	36,63	21 Samuelsson, Weine
59	25	8,84	2,8281	18,2940	36,59	140 Karlsson, Mats
60	27	10,04	2,6892	17,3960	34,79	67 Narvestad, Steinar
61	31	11,59	2,6747	17,3021	34,60	120 Persson, Michael
62	27	10,13	2,6654	17,2415	34,48	51 Luckmann, Christian
63	25	10,60	2,3585	15,2565	30,51	3 Granqvist, Magnus
64	27	11,65	2,3176	14,9920	29,98	2 Dohmen, Sofia
65	34	15,28	2,2251	14,3938	28,79	87 Hanssen, Knut
66	17	7,71	2,2049	14,2631	28,53	148 Olausson, Nicklas
67	16	8,21	1,9488	12,6066	25,21	142 Lundström, Magnus
68	17	9,01	1,8868	12,2052	24,41	52 Oskarsson, Tina
69	25	13,27	1,8839	12,1868	24,37	156 Alenklint, Patrik
70	19	10,48	1,8130	11,7277	23,46	131 Andersson, Magnus
71	16	9,19	1,7410	11,2622	22,52	113 Johansson, Daniel
72	36	21,58	1,6682	10,7912	21,58	124 Kilen, Teresa
73	13	10,49	1,2393	8,0166	16,03	26 Nordström, Daniel
74	0	23,62	0,0000	0,0000	0,00	155 Karlsson, Robbin

# REVOLVER (STANDARD) -- Overall Stage Results

## Gothenburg Open

Printed juni 13, 2011 at 17:47



### Stage 7 -- Storage left

	<b>PTS</b>	<b>TIME</b>	<b>HIT FACTOR</b>	<b>STAGE POINTS</b>	<b>STAGE PERCENT</b>	<b>COMPETITOR # Name</b>
1	46	8,42	5,4632	50,0000	100,00	149 Edfeldt, Ivar
2	46	10,73	4,2870	39,2358	78,47	38 Björk, Jonas
3	48	11,40	4,2105	38,5355	77,07	144 Linskog, Olle
4	41	9,83	4,1709	38,1729	76,35	34 Lindfors, Anders
5	29	18,42	1,5744	14,4090	28,82	11 Arabäck, Niklas

# OPEN -- Overall Stage Results

## Gothenburg Open

Printed juni 13, 2011 at 17:47



### Stage 8 -- Storage right

	PTS	TIME	HIT FACTOR	STAGE POINTS	STAGE PERCENT	COMPETITOR # Name
1	66	10,23	6,4516	70,0000	100,00	69 Sandås, Frank
2	67	10,41	6,4361	69,8319	99,76	71 Samuelsen, Thomas
3	62	9,89	6,2690	68,0182	97,17	117 Nordberg, Johan
4	68	11,57	5,8773	63,7684	91,10	72 Lie, Hans Petter
5	66	11,26	5,8615	63,5968	90,85	116 Andersson, Robert Bobbsan
6	69	11,88	5,8081	63,0177	90,03	60 Wiel, Elisabeth
7	68	11,75	5,7872	62,7915	89,70	56 Lee, Kyrre
8	64	12,03	5,3200	57,7224	82,46	4 Larsson, Peter
9	64	12,10	5,2893	57,3884	81,98	121 Wallin, Joakim
10	58	11,37	5,1011	55,3474	79,07	13 Gustafsson, Mattias
11	68	13,75	4,9455	53,6582	76,65	14 Kunst, Robert
12	61	12,58	4,8490	52,6113	75,16	5 Kurtito, Jari
13	61	13,25	4,6038	49,9509	71,36	158 Molin, Marcus
14	56	12,44	4,5016	48,8424	69,77	109 Werner, Mattias
15	65	14,95	4,3478	47,1739	67,39	7 Forslund, Tony
16	64	15,85	4,0379	43,8107	62,59	108 Werner, Carl-Erik
17	51	14,20	3,5915	38,9683	55,67	58 Christiansen, Anders
18	62	21,63	2,8664	31,1003	44,43	145 Ståhl, David
19	70	24,50	2,8571	31,0000	44,29	10 Lund, Bent
20	66	30,59	2,1576	23,4096	33,44	118 Nilsson, Claes
21	47	24,07	1,9526	21,1861	30,27	122 Farkas, Peter

# STANDARD -- Overall Stage Results

## Gothenburg Open

Printed juni 13, 2011 at 17:47



### Stage 8 -- Storage right

	PTS	TIME	HIT FACTOR	STAGE POINTS	STAGE PERCENT	COMPETITOR # Name
1	68	11,17	6,0877	70,0000	100,00	77 Thomsen, Christian
2	69	12,58	5,4849	63,0682	90,10	134 Andersson, Robert
3	67	12,50	5,3600	61,6321	88,05	132 Östling, Mikael
4	61	11,59	5,2632	60,5186	86,46	54 Syversen, Lars
5	68	13,39	5,0784	58,3943	83,42	143 Tillström, Daniel
6	64	13,08	4,8930	56,2619	80,37	23 Lundberg, Klas
7	62	13,16	4,7112	54,1724	77,39	22 Lundberg, Sven
8	68	14,48	4,6961	53,9986	77,14	19 Kastell, Peter
9	67	14,61	4,5859	52,7311	75,33	152 Back, Christer
10	64	14,41	4,4414	51,0691	72,96	130 Hansen, Gert
11	64	15,12	4,2328	48,6710	69,53	44 PARASIDIS, MATHEOS
12	54	12,86	4,1991	48,2831	68,98	61 Vikeby, Rune
13	62	14,82	4,1835	48,1045	68,72	78 Lund, Bent DK
14	63	15,21	4,1420	47,6270	68,04	35 Rosenblad, Jari
15	65	16,18	4,0173	46,1931	65,99	70 Due, Dag Petter
16	67	16,71	4,0096	46,1042	65,86	47 Luckmann, Rasmus
17	66	16,82	3,9239	45,1191	64,46	68 Kråkø, Lene Olaug
18	66	16,90	3,9053	44,9055	64,15	129 Andersen, Peter Munk
19	64	16,96	3,7736	43,3907	61,99	50 Sjöholm, Hans-Erik
20	60	16,45	3,6474	41,9399	59,91	83 Bodé, Jan
21	58	16,04	3,6160	41,5782	59,40	97 Ericsson, Jakob
22	65	18,34	3,5442	40,7527	58,22	46 Hellström, Tomas
23	68	19,34	3,5160	40,4292	57,76	85 Poortman, Rune
24	55	15,92	3,4548	39,7248	56,75	55 Rudensten, Joakim
25	58	16,88	3,4360	39,5092	56,44	80 Sparvath, Søren
26	60	18,37	3,2662	37,5564	53,65	100 Kedland, Jonas
27	65	20,30	3,2020	36,8179	52,60	86 Johansen, Roy Henry
28	64	22,33	2,8661	32,9559	47,08	40 Hansson, Kim
29	65	22,76	2,8559	32,8385	46,91	42 Wangel, Christian
30	40	14,08	2,8409	32,6663	46,67	1 Sandberg, Jens
31	45	17,03	2,6424	30,3837	43,41	139 Pettersson, Mathias
32	63	24,94	2,5261	29,0460	41,49	36 Jansson, Henrik
33	47	19,49	2,4115	27,7286	39,61	41 jonkers, chris
34	41	19,21	2,1343	24,5414	35,06	88 Ørebech, Hans-Martin
35	35	22,12	1,5823	18,1939	25,99	57 Andersen, Marius Wigen
36	47	29,98	1,5677	18,0264	25,75	94 Furland, Susanna
37	17	15,09	1,1266	12,9539	18,51	133 Buchwald, Anders

# PRODUCTION -- Overall Stage Results

## Gothenburg Open

Printed juni 13, 2011 at 17:47



### Stage 8 -- Storage right

	PTS	TIME	HIT FACTOR	STAGE POINTS	STAGE PERCENT	COMPETITOR # Name
1	66	12,09	5,4591	70,0000	100,00	15 Ekstedt, Stefan
2	60	11,51	5,2129	66,8431	95,49	153 Rasmussen, P-O
3	62	11,91	5,2057	66,7514	95,36	151 Hagemann, Lars
4	64	12,43	5,1488	66,0221	94,32	105 Johansson, Magnus
5	66	13,40	4,9254	63,1567	90,22	99 Agnebo, Mikael
6	64	13,36	4,7904	61,4262	87,75	59 Klöv, Morten
7	64	13,36	4,7904	61,4262	87,75	104 Odgaard-Nexe, Adam
8	62	13,03	4,7583	61,0137	87,16	17 Hansen, Johan
9	68	14,48	4,6961	60,2172	86,02	74 Jensen, Christian Ditle
10	70	15,03	4,6574	59,7200	85,31	154 Söderholm, Håkan T
11	56	12,12	4,6205	59,2469	84,64	150 Gyllenberg, Rasmus
12	60	13,28	4,5181	57,9340	82,76	66 Lütcherath, Øystein
13	56	12,41	4,5125	57,8624	82,66	73 Haugli, Steinar
14	62	13,80	4,4928	57,6094	82,30	53 Stankovic, Alexander
15	58	13,00	4,4615	57,2091	81,73	64 Kvarsnes, Hans Petter
16	62	13,92	4,4540	57,1127	81,59	27 Karlsson, Peter
17	66	15,01	4,3971	56,3824	80,55	65 Strengenes, Odd
18	66	15,04	4,3883	56,2700	80,39	75 Andersen, Thomas
19	66	15,43	4,2774	54,8477	78,35	28 Stangvik, Kent
20	62	14,63	4,2379	54,3410	77,63	93 Carlsson, Eric
21	64	15,55	4,1158	52,7752	75,39	142 Lundström, Magnus
22	60	14,66	4,0928	52,4805	74,97	103 Gustafsson, Rickard
23	56	13,73	4,0787	52,2995	74,71	8 Johannesson, Stefan
24	58	14,40	4,0278	51,6471	73,78	140 Karlsson, Mats
25	68	16,90	4,0237	51,5944	73,71	127 Marklund, Tord
26	66	16,52	3,9952	51,2288	73,18	115 Tuveson, Niklas
27	56	14,43	3,8808	49,7625	71,09	136 Saxhøj, Ulrik
28	60	15,71	3,8192	48,9729	69,96	114 Johansson, Mikael
29	68	17,93	3,7925	48,6305	69,47	159 Hermansson, Christian
30	62	16,72	3,7081	47,5484	67,93	126 Wendelklint, Tony
31	66	17,82	3,7037	47,4916	67,85	9 von Bromsen, Magnus
32	64	17,31	3,6973	47,4093	67,73	32 Landin, Peter
33	64	17,41	3,6760	47,1370	67,34	148 Olausson, Nicklas
34	64	17,60	3,6364	46,6281	66,61	89 Hildonen, Knut Inge
35	68	18,75	3,6267	46,5038	66,43	31 Ström, Johan
36	45	12,47	3,6087	46,2729	66,10	33 petrovic, sasa
37	66	18,29	3,6085	46,2712	66,10	63 Hole, Björnär
38	58	16,27	3,5648	45,7110	65,30	3 Granqvist, Magnus
39	62	17,41	3,5612	45,6639	65,23	52 Oskarsson, Tina
40	62	17,42	3,5591	45,6377	65,20	106 Andersson, Dan
41	50	14,66	3,4106	43,7337	62,48	18 Schön, Marianne
42	66	19,48	3,3881	43,4446	62,06	146 Hammarström, Niklas
43	64	19,75	3,2405	41,5521	59,36	141 Larsson, Ulf
44	56	17,67	3,1692	40,6380	58,05	81 Johansson, Peter
45	60	19,04	3,1513	40,4078	57,73	161 Lindberg, Joakim
46	51	16,24	3,1404	40,2684	57,53	21 Samuelsson, Weine

# PRODUCTION -- Overall Stage Results

## Gothenburg Open

Printed juni 13, 2011 at 17:47



### Stage 8 -- Storage right

	PTS	TIME	HIT FACTOR	STAGE POINTS	STAGE PERCENT	COMPETITOR # Name
47	64	20,62	3,1038	39,7990	56,86	123 Kilen, Lars
48	54	17,77	3,0388	38,9661	55,67	45 Appelkvist, Magnus
49	66	21,99	3,0014	38,4857	54,98	51 Luckmann, Christian
50	54	18,04	2,9933	38,3829	54,83	131 Andersson, Magnus
51	62	20,73	2,9908	38,3507	54,79	138 Hosseini, Nima
52	43	14,41	2,9840	38,2635	54,66	25 Nilsson, Tomas
53	58	20,22	2,8684	36,7813	52,54	98 Vuolevi, Tommi
54	64	23,29	2,7480	35,2364	50,34	128 Johansson, Andreas
55	58	21,16	2,7410	35,1474	50,21	96 Chatzissavidis, Teodoros
56	64	24,70	2,5911	33,2249	47,46	2 Dohmen, Sofia
57	60	23,37	2,5674	32,9210	47,03	156 Alenklint, Patrik
58	60	23,67	2,5349	32,5037	46,43	87 Hanssen, Knut
59	51	20,37	2,5037	32,1040	45,86	157 Kljutschnik, Petri
60	45	17,98	2,5028	32,0925	45,85	62 Lindblad, Bjørn
61	37	14,81	2,4983	32,0352	45,76	84 Hennem, Svein Helge
62	41	16,78	2,4434	31,3309	44,76	67 Narvestad, Steinar
63	45	19,13	2,3523	30,1632	43,09	6 Dahl, Bengt
64	58	25,40	2,2835	29,2802	41,83	113 Johansson, Daniel
65	43	19,22	2,2373	28,6877	40,98	111 Danielson, Carl
66	43	19,79	2,1728	27,8614	39,80	119 Råman Vinnå, Love
67	56	25,78	2,1722	27,8539	39,79	12 Berg, Yvonne
68	32	14,96	2,1390	27,4283	39,18	79 Jensen, Flemming
69	50	24,34	2,0542	26,3409	37,63	26 Nordström, Daniel
70	43	22,42	1,9179	24,5931	35,13	120 Persson, Michael
71	58	30,74	1,8868	24,1938	34,56	48 Fröhberg, Niclas
72	41	30,70	1,3355	17,1248	24,46	124 Kilen, Teresa
73	26	21,20	1,2264	15,7260	22,47	82 Nordlund, Thomas
74	27	25,84	1,0449	13,3984	19,14	155 Karlsson, Robbin

# REVOLVER (STANDARD) -- Overall Stage Results

## Gothenburg Open

Printed juni 13, 2011 at 17:47



### Stage 8 -- Storage right

	<b>PTS</b>	<b>TIME</b>	<b>HIT FACTOR</b>	<b>STAGE POINTS</b>	<b>STAGE PERCENT</b>	<b>COMPETITOR # Name</b>
1	66	15,81	4,1746	70,0000	100,00	144 Linskog, Olle
2	69	17,29	3,9907	66,9176	95,60	149 Edfeldt, Ivar
3	62	15,70	3,9490	66,2183	94,60	34 Lindfors, Anders
4	62	27,34	2,2677	38,0259	54,32	11 Arabäck, Niklas
5	51	23,96	2,1285	35,6919	50,99	38 Björk, Jonas



# OPEN -- Overall Stage Results

## Gothenburg Open

Printed juni 13, 2011 at 17:47



### Stage 9 -- Coffeshop south

	PTS	TIME	HIT FACTOR	STAGE POINTS	STAGE PERCENT	COMPETITOR # Name
1	127	19,30	6,5803	135,0000	100,00	117 Nordberg, Johan
2	126	19,92	6,3253	129,7683	96,12	58 Christiansen, Anders
3	123	19,50	6,3077	129,4070	95,86	71 Samuelson, Thomas
4	127	20,36	6,2377	127,9715	94,79	56 Lee, Kyrre
5	120	19,31	6,2144	127,4930	94,44	69 Sandås, Frank
6	128	20,82	6,1479	126,1295	93,43	72 Lie, Hans Petter
7	122	19,95	6,1153	125,4597	92,93	121 Wallin, Joakim
8	130	21,27	6,1119	125,3901	92,88	14 Kunst, Robert
9	126	21,37	5,8961	120,9632	89,60	4 Larsson, Peter
10	130	22,99	5,6546	116,0090	85,93	13 Gustafsson, Mattias
11	121	22,05	5,4875	112,5807	83,39	116 Andersson, Robert Bobbsan
12	125	23,63	5,2899	108,5260	80,39	60 Wiel, Elisabeth
13	124	23,85	5,1992	106,6647	79,01	5 Kurtito, Jari
14	99	19,89	4,9774	102,1146	75,64	109 Werner, Mattias
15	120	27,33	4,3908	90,0801	66,73	7 Forslund, Tony
16	103	24,45	4,2127	86,4263	64,02	108 Werner, Carl-Erik
17	108	27,18	3,9735	81,5195	60,38	158 Molin, Marcus
18	122	38,56	3,1639	64,9098	48,08	118 Nilsson, Claes
19	104	33,96	3,0624	62,8280	46,54	145 Ståhl, David
20	123	58,32	2,1091	43,2688	32,05	122 Farkas, Peter
21	117	56,63	2,0660	42,3864	31,40	10 Lund, Bent

# STANDARD -- Overall Stage Results

## Gothenburg Open

Printed juni 13, 2011 at 17:47



### Stage 9 -- Coffeshop south

	PTS	TIME	HIT FACTOR	STAGE POINTS	STAGE PERCENT	COMPETITOR # Name
1	126	20,46	6,1584	135,0000	100,00	54 Syversen, Lars
2	125	20,55	6,0827	133,3420	98,77	134 Andersson, Robert
3	131	21,78	6,0147	131,8507	97,67	23 Lundberg, Klas
4	126	21,37	5,8961	129,2513	95,74	77 Thomsen, Christian
5	130	22,55	5,7650	126,3763	93,61	70 Due, Dag Petter
6	130	23,07	5,6350	123,5278	91,50	61 Vikeby, Rune
7	120	21,84	5,4945	120,4474	89,22	19 Kastell, Peter
8	129	23,67	5,4499	119,4704	88,50	152 Back, Christer
9	126	23,18	5,4357	119,1588	88,27	22 Lundberg, Sven
10	129	25,07	5,1456	112,7987	83,55	129 Andersen, Peter Munk
11	131	25,76	5,0854	111,4793	82,58	85 Poortman, Rune
12	125	25,83	4,8393	106,0851	78,58	130 Hansen, Gert
13	123	26,36	4,6662	102,2889	75,77	50 Sjöholm, Hans-Erik
14	132	28,82	4,5802	100,4035	74,37	47 Luckmann, Rasmus
15	129	28,32	4,5551	99,8540	73,97	143 Tillström, Daniel
16	129	28,37	4,5471	99,6780	73,84	83 Bodé, Jan
17	132	29,41	4,4883	98,3893	72,88	68 Kråkø, Lene Olaug
18	124	28,14	4,4065	96,5976	71,55	35 Rosenblad, Jari
19	123	28,14	4,3710	95,8186	70,98	133 Buchwald, Anders
20	114	26,87	4,2427	93,0050	68,89	1 Sandberg, Jens
21	107	25,40	4,2126	92,3462	68,40	46 Hellström, Tomas
22	106	27,72	3,8240	83,8265	62,09	139 Pettersson, Mathias
23	129	33,92	3,8031	83,3686	61,75	42 Wangel, Christian
24	127	34,77	3,6526	80,0696	59,31	78 Lund, Bent DK
25	102	28,54	3,5739	78,3457	58,03	55 Rudensten, Joakim
26	105	29,38	3,5739	78,3441	58,03	57 Andersen, Marius Wigen
27	131	37,16	3,5253	77,2795	57,24	44 PARASIDIS, MATHEOS
28	106	33,12	3,2005	70,1592	51,97	40 Hansson, Kim
29	92	31,15	2,9535	64,7439	47,96	86 Johansen, Roy Henry
30	113	38,27	2,9527	64,7275	47,95	97 Ericsson, Jakob
31	68	24,26	2,8030	61,4451	45,51	80 Sparvath, Søren
32	104	37,30	2,7882	61,1214	45,28	41 jonkers, chris
33	130	47,19	2,7548	60,3896	44,73	132 Östling, Mikael
34	103	39,38	2,6155	57,3364	42,47	100 Kedland, Jonas
35	130	50,67	2,5656	56,2421	41,66	36 Jansson, Henrik
36	93	43,40	2,1429	46,9745	34,80	88 Ørebeck, Hans-Martin
37	119	59,18	2,0108	44,0799	32,65	94 Furland, Susanna

# PRODUCTION -- Overall Stage Results

## Gothenburg Open

Printed juni 13, 2011 at 17:47



### Stage 9 -- Coffeshop south

	PTS	TIME	HIT FACTOR	STAGE POINTS	STAGE PERCENT	COMPETITOR #	Name
1	127	20,07	6,3279	135,0000	100,00	150	Gyllenberg, Rasmus
2	131	21,14	6,1968	132,2037	97,93	17	Hansen, Johan
3	125	20,22	6,1820	131,8883	97,70	73	Haugli, Steinar
4	119	21,16	5,6238	119,9800	88,87	59	Klöv, Morten
5	127	22,74	5,5849	119,1491	88,26	64	Kvarsnes, Hans Petter
6	117	21,31	5,4904	117,1331	86,77	153	Rasmussen, P-O
7	115	21,41	5,3713	114,5931	84,88	15	Ekstedt, Stefan
8	129	24,76	5,2100	111,1518	82,33	105	Johansson, Magnus
9	127	24,62	5,1584	110,0508	81,52	151	Hagemann, Lars
10	121	23,68	5,1098	109,0137	80,75	104	Odgaard-Nexe, Adam
11	121	23,68	5,1098	109,0137	80,75	8	Johannesson, Stefan
12	127	25,12	5,0557	107,8603	79,90	65	Strengenes, Odd
13	125	24,76	5,0485	107,7052	79,78	140	Karlsson, Mats
14	123	24,90	4,9398	105,3861	78,06	27	Karlsson, Peter
15	121	24,52	4,9347	105,2791	77,98	28	Stangvik, Kent
16	117	24,31	4,8128	102,6782	76,06	114	Johansson, Mikael
17	129	26,97	4,7831	102,0437	75,59	74	Jensen, Christian Ditle
18	121	25,58	4,7303	100,9165	74,75	127	Marklund, Tord
19	121	25,64	4,7192	100,6804	74,58	93	Carlsson, Eric
20	115	24,68	4,6596	99,4100	73,64	33	petrovic, sasa
21	125	27,02	4,6262	98,6966	73,11	75	Andersen, Thomas
22	115	24,87	4,6240	98,6505	73,07	62	Lindblad, Björn
23	119	26,07	4,5646	97,3830	72,14	136	Saxhøj, Ulrik
24	125	27,67	4,5175	96,3781	71,39	99	Agnebo, Mikael
25	125	27,84	4,4899	95,7896	70,96	103	Gustafsson, Rickard
26	114	25,44	4,4811	95,6016	70,82	53	Stankovic, Alexander
27	123	28,17	4,3663	93,1527	69,00	45	Appelkvist, Magnus
28	123	28,29	4,3478	92,7576	68,71	32	Landin, Peter
29	117	26,96	4,3398	92,5856	68,58	84	Hennum, Svein Helge
30	125	29,47	4,2416	90,4914	67,03	79	Jensen, Flemming
31	117	27,75	4,2162	89,9498	66,63	18	Schön, Marianne
32	113	27,08	4,1728	89,0240	65,94	115	Tuvesson, Niklas
33	125	30,40	4,1118	87,7231	64,98	148	Olausson, Nicklas
34	125	31,96	3,9111	83,4412	61,81	123	Kilen, Lars
35	119	31,04	3,8338	81,7905	60,59	131	Andersson, Magnus
36	117	30,55	3,8298	81,7056	60,52	106	Andersson, Dan
37	117	30,82	3,7962	80,9899	59,99	21	Samuelsson, Weine
38	129	34,05	3,7885	80,8258	59,87	98	Vuolevi, Tommi
39	131	34,59	3,7872	80,7975	59,85	157	Kljutschnik, Petri
40	117	30,93	3,7827	80,7018	59,78	3	Granqvist, Magnus
41	119	31,61	3,7646	80,3156	59,49	52	Oskarsson, Tina
42	112	29,81	3,7571	80,1555	59,37	25	Nilsson, Tomas
43	115	30,65	3,7520	80,0469	59,29	154	Söderholm, Håkan T
44	85	22,92	3,7086	79,1192	58,61	66	Lütcherath, Øystein
45	109	29,73	3,6663	78,2184	57,94	48	Fröhberg, Niclas
46	117	32,40	3,6111	77,0404	57,07	63	Hole, Björnar

# PRODUCTION -- Overall Stage Results

## Gothenburg Open

Printed juni 13, 2011 at 17:47



### Stage 9 -- Coffeshop south

	PTS	TIME	HIT FACTOR	STAGE POINTS	STAGE PERCENT	COMPETITOR # Name
47	127	36,89	3,4427	73,4467	54,40	128 Johansson, Andreas
48	117	34,18	3,4231	73,0283	54,10	142 Lundström, Magnus
49	94	27,58	3,4083	72,7128	53,86	31 Ström, Johan
50	131	40,11	3,2660	69,6781	51,61	87 Hanssen, Knut
51	112	34,44	3,2520	69,3797	51,39	89 Hildonen, Knut Inge
52	129	39,81	3,2404	69,1313	51,21	81 Johansson, Peter
53	105	32,64	3,2169	68,6304	50,84	119 Råman Vinnå, Love
54	112	35,21	3,1809	67,8624	50,27	161 Lindberg, Joakim
55	123	39,51	3,1131	66,4164	49,20	141 Larsson, Ulf
56	119	38,78	3,0686	65,4661	48,49	26 Nordström, Daniel
57	121	39,84	3,0371	64,7953	48,00	9 von Bromsen, Magnus
58	131	43,31	3,0247	64,5298	47,80	51 Luckmann, Christian
59	104	35,18	2,9562	63,0689	46,72	6 Dahl, Bengt
60	113	39,88	2,8335	60,4506	44,78	146 Hammarström, Niklas
61	102	39,21	2,6014	55,4984	41,11	82 Nordlund, Thomas
62	119	46,14	2,5791	55,0233	40,76	67 Narvestad, Steinar
63	106	41,34	2,5641	54,7032	40,52	159 Hermansson, Christian
64	106	41,72	2,5407	54,2050	40,15	113 Johansson, Daniel
65	123	49,84	2,4679	52,6507	39,00	96 Chatzissavidis, Teodoros
66	111	46,11	2,4073	51,3577	38,04	155 Karlsson, Robbin
67	117	49,32	2,3723	50,6104	37,49	138 Hosseini, Nima
68	98	42,12	2,3267	49,6381	36,77	111 Danielson, Carl
69	123	52,92	2,3243	49,5864	36,73	2 Dohmen, Sofia
70	77	35,46	2,1715	46,3265	34,32	120 Persson, Michael
71	107	54,35	1,9687	42,0012	31,11	12 Berg, Yvonne
72	117	59,47	1,9674	41,9725	31,09	124 Kilen, Teresa
73	59	30,63	1,9262	41,0944	30,44	126 Wendelklint, Tony
74	83	58,24	1,4251	30,4042	22,52	156 Alenklint, Patrik

# REVOLVER (STANDARD) -- Overall Stage Results

## Gothenburg Open

Printed juni 13, 2011 at 17:47



### Stage 9 -- Coffeshop south

	<b>PTS</b>	<b>TIME</b>	<b>HIT FACTOR</b>	<b>STAGE POINTS</b>	<b>STAGE PERCENT</b>	<b>COMPETITOR # Name</b>
1	124	30,73	4,0351	135,0000	100,00	144 Linskog, Olle
2	128	35,41	3,6148	120,9369	89,58	149 Edfeldt, Ivar
3	127	37,51	3,3858	113,2743	83,91	34 Lindfors, Anders
4	113	43,95	2,5711	86,0190	63,72	11 Arabäck, Niklas
5	87	35,54	2,4479	81,8986	60,67	38 Björk, Jonas

# OPEN -- Overall Stage Results

## Gothenburg Open

Printed juni 13, 2011 at 17:47



### Stage 10 -- Left grass

	PTS	TIME	HIT FACTOR	STAGE POINTS	STAGE PERCENT	COMPETITOR # Name
1	150	16,77	8,9445	155,0000	100,00	69 Sandås, Frank
2	151	17,83	8,4689	146,7571	94,68	121 Wallin, Joakim
3	147	17,51	8,3952	145,4805	93,86	56 Lee, Kyrre
4	145	17,87	8,1142	140,6102	90,72	60 Wiel, Elisabeth
5	149	18,74	7,9509	137,7813	88,89	72 Lie, Hans Petter
6	146	19,25	7,5844	131,4303	84,79	5 Kurtito, Jari
7	142	18,79	7,5572	130,9589	84,49	109 Werner, Mattias
8	145	19,48	7,4435	128,9890	83,22	117 Nordberg, Johan
9	137	18,60	7,3656	127,6383	82,35	13 Gustafsson, Mattias
10	149	20,32	7,3327	127,0680	81,98	71 Samuelson, Thomas
11	141	19,72	7,1501	123,9041	79,94	4 Larsson, Peter
12	141	20,11	7,0114	121,5012	78,39	116 Andersson, Robert Bobbsan
13	146	22,22	6,5707	113,8629	73,46	58 Christiansen, Anders
14	142	21,92	6,4781	112,2590	72,43	14 Kunst, Robert
15	145	22,58	6,4216	111,2801	71,79	108 Werner, Carl-Erik
16	141	23,93	5,8922	102,1057	65,87	118 Nilsson, Claes
17	140	25,20	5,5556	96,2722	62,11	145 Ståhl, David
18	136	27,12	5,0147	86,9006	56,06	7 Forslund, Tony
19	137	30,53	4,4874	77,7620	50,17	122 Farkas, Peter
20	85	23,32	3,6449	63,1632	40,75	158 Molin, Marcus
21	154	44,70	3,4452	59,7017	38,52	10 Lund, Bent

# STANDARD -- Overall Stage Results

## Gothenburg Open

Printed juni 13, 2011 at 17:47



### Stage 10 -- Left grass

	PTS	TIME	HIT FACTOR	STAGE POINTS	STAGE PERCENT	COMPETITOR # Name
1	147	17,08	8,6066	155,0000	100,00	134 Andersson, Robert
2	148	17,45	8,4814	152,7455	98,55	54 Syversen, Lars
3	149	18,26	8,1599	146,9561	94,81	77 Thomsen, Christian
4	146	18,91	7,7208	139,0476	89,71	23 Lundberg, Klas
5	148	20,44	7,2407	130,4016	84,13	61 Vikeby, Rune
6	130	18,11	7,1784	129,2787	83,41	22 Lundberg, Sven
7	135	19,05	7,0866	127,6265	82,34	19 Kastell, Peter
8	146	21,33	6,8448	123,2719	79,53	143 Tillström, Daniel
9	141	20,61	6,8413	123,2093	79,49	35 Rosenblad, Jari
10	145	21,45	6,7599	121,7427	78,54	132 Östling, Mikael
11	149	23,53	6,3323	114,0425	73,58	85 Poortman, Rune
12	142	22,47	6,3195	113,8118	73,43	129 Andersen, Peter Munk
13	135	21,70	6,2212	112,0408	72,28	130 Hansen, Gert
14	129	21,81	5,9147	106,5212	68,72	50 Sjöholm, Hans-Erik
15	140	23,74	5,8972	106,2061	68,52	55 Rudensten, Joakim
16	120	20,51	5,8508	105,3702	67,98	1 Sandberg, Jens
17	145	25,74	5,6333	101,4522	65,45	47 Luckmann, Rasmus
18	149	26,90	5,5390	99,7553	64,36	70 Due, Dag Petter
19	131	23,98	5,4629	98,3840	63,47	97 Ericsson, Jakob
20	131	23,99	5,4606	98,3429	63,45	152 Back, Christer
21	151	27,77	5,4375	97,9272	63,18	68 Kråkø, Lene Olaug
22	108	20,02	5,3946	97,1543	62,68	86 Johansen, Roy Henry
23	139	26,37	5,2711	94,9307	61,25	83 Bodé, Jan
24	150	28,72	5,2228	94,0609	60,68	40 Hansson, Kim
25	145	28,92	5,0138	90,2967	58,26	100 Kedland, Jonas
26	108	22,03	4,9024	88,2900	56,96	44 PARASIDIS, MATHEOS
27	119	24,54	4,8492	87,3322	56,34	46 Hellström, Tomas
28	124	25,93	4,7821	86,1234	55,56	78 Lund, Bent DK
29	150	31,65	4,7393	85,3532	55,07	42 Wangel, Christian
30	124	27,33	4,5371	81,7117	52,72	139 Pettersson, Mathias
31	130	29,03	4,4781	80,6489	52,03	88 Ørebech, Hans-Martin
32	122	28,82	4,2332	76,2374	49,19	41 jonkers, chris
33	101	25,97	3,8891	70,0409	45,19	133 Buchwald, Anders
34	119	32,70	3,6391	65,5392	42,28	57 Andersen, Marius Wigen
35	145	45,12	3,2137	57,8763	37,34	94 Furland, Susanna
36	132	41,87	3,1526	56,7771	36,63	36 Jansson, Henrik
37	66	23,40	2,8205	50,7961	32,77	80 Sparvath, Søren

# PRODUCTION -- Overall Stage Results

## Gothenburg Open

Printed juni 13, 2011 at 17:47



### Stage 10 -- Left grass

	PTS	TIME	HIT FACTOR	STAGE POINTS	STAGE PERCENT	COMPETITOR # Name
1	149	18,32	8,1332	155,0000	100,00	105 Johansson, Magnus
2	137	17,15	7,9883	152,2395	98,22	151 Hagemann, Lars
3	151	19,38	7,7915	148,4889	95,80	65 Strengenes, Odd
4	145	18,63	7,7831	148,3290	95,70	153 Rasmussen, P-O
5	145	18,69	7,7582	147,8528	95,39	64 Kvarsnes, Hans Petter
6	141	18,76	7,5160	143,2376	92,41	150 Gyllenberg, Rasmus
7	151	20,21	7,4715	142,3907	91,86	17 Hansen, Johan
8	135	18,14	7,4421	141,8298	91,50	62 Lindblad, Björn
9	145	19,58	7,4055	141,1322	91,05	73 Haugli, Steinar
10	139	19,13	7,2661	138,4748	89,34	59 Klöv, Morten
11	130	18,01	7,2182	137,5627	88,75	15 Ekstedt, Stefan
12	149	21,21	7,0250	133,8802	86,37	8 Johannesson, Stefan
13	137	20,23	6,7721	129,0612	83,27	45 Appellkvist, Magnus
14	149	22,09	6,7451	128,5468	82,93	27 Karlsson, Peter
15	141	21,23	6,6415	126,5727	81,66	28 Stangvik, Kent
16	153	23,16	6,6062	125,8994	81,23	74 Jensen, Christian Ditle
17	137	21,03	6,5145	124,1516	80,10	140 Karlsson, Mats
18	137	21,20	6,4623	123,1560	79,46	126 Wendelklint, Tony
19	139	21,73	6,3967	121,9062	78,65	99 Agnebo, Mikael
20	141	22,27	6,3314	120,6618	77,85	114 Johansson, Mikael
21	141	22,39	6,2975	120,0151	77,43	18 Schön, Marianne
22	124	20,06	6,1815	117,8044	76,00	136 Saxhøj, Ulrik
23	139	22,76	6,1072	116,3894	75,09	127 Marklund, Tord
24	132	21,97	6,0082	114,5024	73,87	53 Stankovic, Alexander
25	124	20,81	5,9587	113,5587	73,26	33 petrovic, sasa
26	143	24,14	5,9238	112,8937	72,83	32 Landin, Peter
27	149	25,82	5,7707	109,9768	70,95	103 Gustafsson, Rickard
28	151	26,21	5,7612	109,7946	70,84	75 Andersen, Thomas
29	136	23,69	5,7408	109,4069	70,59	115 Tuveesson, Niklas
30	132	23,18	5,6946	108,5254	70,02	154 Söderholm, Håkan T
31	131	23,09	5,6735	108,1230	69,76	31 Ström, Johan
32	133	23,51	5,6572	107,8127	69,56	66 Lütcherath, Øystein
33	151	26,74	5,6470	107,6184	69,43	98 Vuolevi, Tommi
34	153	27,28	5,6085	106,8853	68,96	52 Oskarsson, Tina
35	130	23,18	5,6083	106,8811	68,96	104 Odgaard-Nexe, Adam
36	145	25,93	5,5920	106,5703	68,76	84 Hennem, Svein Helge
37	145	25,94	5,5898	106,5293	68,73	148 Olausson, Nicklas
38	130	23,73	5,4783	104,4038	67,36	93 Carlsson, Eric
39	137	25,91	5,2875	100,7683	65,01	79 Jensen, Flemming
40	141	27,09	5,2049	99,1930	64,00	141 Larsson, Ulf
41	135	26,75	5,0467	96,1791	62,05	106 Andersson, Dan
42	128	25,60	5,0000	95,2886	61,48	25 Nilsson, Tomas
43	143	28,64	4,9930	95,1555	61,39	128 Johansson, Andreas
44	151	30,84	4,8962	93,3111	60,20	123 Kilen, Lars
45	137	28,42	4,8205	91,8687	59,27	119 Råman Vinnå, Love
46	137	28,78	4,7603	90,7195	58,53	131 Andersson, Magnus



# PRODUCTION -- Overall Stage Results

## Gothenburg Open

Printed juni 13, 2011 at 17:47




### Stage 10 -- Left grass

	PTS	TIME	HIT FACTOR	STAGE POINTS	STAGE PERCENT	COMPETITOR # Name
47	112	24,01	4,6647	88,8990	57,35	82 Nordlund, Thomas
48	117	25,13	4,6558	88,7287	57,24	63 Hole, Björnar
49	149	33,15	4,4947	85,6591	55,26	9 von Bromsen, Magnus
50	116	26,43	4,3890	83,6434	53,96	157 Kljutschnik, Petri
51	121	27,69	4,3698	83,2786	53,73	142 Lundström, Magnus
52	145	33,24	4,3622	83,1338	53,63	161 Lindberg, Joakim
53	129	29,82	4,3260	82,4428	53,19	67 Narvestad, Steinar
54	124	28,82	4,3026	81,9971	52,90	89 Hildonen, Knut Inge
55	134	31,15	4,3018	81,9818	52,89	51 Luckmann, Christian
56	133	31,16	4,2683	81,3439	52,48	111 Danielson, Carl
57	137	32,12	4,2653	81,2860	52,44	26 Nordström, Daniel
58	133	31,71	4,1943	79,9330	51,57	6 Dahl, Bengt
59	127	30,37	4,1818	79,6948	51,42	113 Johansson, Daniel
60	137	32,79	4,1781	79,6251	51,37	96 Chatzissavidis, Teodoros
61	145	34,79	4,1679	79,4300	51,25	138 Hosseini, Nima
62	145	35,89	4,0401	76,9955	49,67	87 Hanssen, Knut
63	112	28,60	3,9161	74,6316	48,15	3 Granqvist, Magnus
64	127	32,67	3,8874	74,0842	47,80	155 Karlsson, Robbin
65	141	36,48	3,8651	73,6606	47,52	146 Hammarström, Niklas
66	118	32,45	3,6364	69,3008	44,71	120 Persson, Michael
67	147	41,20	3,5680	67,9972	43,87	81 Johansson, Peter
68	94	26,48	3,5498	67,6520	43,65	21 Samuelsson, Weine
69	147	41,57	3,5362	67,3920	43,48	156 Alenklint, Patrik
70	101	28,96	3,4876	66,4651	42,88	48 Fröhberg, Niclas
71	131	37,78	3,4674	66,0816	42,63	2 Dohmen, Sofia
72	138	41,07	3,3601	64,0362	41,31	159 Hermansson, Christian
73	145	48,93	2,9634	56,4760	36,44	12 Berg, Yvonne
74	151	57,01	2,6487	50,4774	32,57	124 Kilen, Teresa

# REVOLVER (STANDARD) -- Overall Stage Results

## Gothenburg Open

Printed juni 13, 2011 at 17:47



### Stage 10 -- Left grass

	<b>PTS</b>	<b>TIME</b>	<b>HIT FACTOR</b>	<b>STAGE POINTS</b>	<b>STAGE PERCENT</b>	<b>COMPETITOR # Name</b>
1	146	28,49	5,1246	155,0000	100,00	34 Lindfors, Anders
2	128	28,90	4,4291	133,9626	86,43	149 Edfeldt, Ivar
3	146	35,74	4,0851	123,5576	79,71	38 Björk, Jonas
4	144	40,52	3,5538	107,4891	69,35	11 Arabäck, Niklas
5	117	34,79	3,3630	101,7192	65,63	144 Linskog, Olle

# OPEN -- Overall Stage Results

## Gothenburg Open

Printed juni 13, 2011 at 17:47



### Stage 11 -- Middle Grass

	<b>PTS</b>	<b>TIME</b>	<b>HIT FACTOR</b>	<b>STAGE POINTS</b>	<b>STAGE PERCENT</b>	<b>COMPETITOR # Name</b>
1	41	7,18	5,7103	45,0000	100,00	117 Nordberg, Johan
2	40	7,71	5,1881	40,8845	90,85	58 Christiansen, Anders
3	38	7,47	5,0870	40,0882	89,08	72 Lie, Hans Petter
4	42	8,42	4,9881	39,3088	87,35	5 Kurtito, Jari
5	41	8,50	4,8235	38,0118	84,47	13 Gustafsson, Mattias
6	35	7,28	4,8077	37,8870	84,19	69 Sandås, Frank
7	43	9,39	4,5793	36,0874	80,19	14 Kunst, Robert
8	39	8,87	4,3968	34,6493	77,00	60 Wiel, Elisabeth
9	36	8,70	4,1379	32,6089	72,46	109 Werner, Mattias
10	38	9,27	4,0992	32,3041	71,79	116 Andersson, Robert Bobbsan
11	25	6,57	3,8052	29,9866	66,64	56 Lee, Kyrre
12	41	11,57	3,5436	27,9257	62,06	118 Nilsson, Claes
13	30	8,58	3,4965	27,5542	61,23	4 Larsson, Peter
14	24	7,03	3,4139	26,9035	59,79	121 Wallin, Joakim
15	23	7,11	3,2349	25,4924	56,65	71 Samuelsen, Thomas
16	39	12,54	3,1100	24,5087	54,46	145 Ståhl, David
17	12	10,17	1,1799	9,2985	20,66	7 Forslund, Tony
18	10	10,01	0,9990	7,8726	17,49	108 Werner, Carl-Erik
19	10	18,22	0,5488	4,3252	9,61	10 Lund, Bent
20	0	16,68	0,0000	0,0000	0,00	122 Farkas, Peter

# STANDARD -- Overall Stage Results

## Gothenburg Open

Printed juni 13, 2011 at 17:47



### Stage 11 -- Middle Grass

	PTS	TIME	HIT FACTOR	STAGE POINTS	STAGE PERCENT	COMPETITOR # Name
1	38	7,59	5,0066	45,0000	100,00	77 Thomsen, Christian
2	36	7,31	4,9248	44,2645	98,37	1 Sandberg, Jens
3	40	8,82	4,5351	40,7626	90,58	19 Kastell, Peter
4	36	8,06	4,4665	40,1456	89,21	61 Vikeby, Rune
5	39	9,64	4,0456	36,3629	80,81	23 Lundberg, Klas
6	36	9,17	3,9258	35,2861	78,41	132 Östling, Mikael
7	37	9,52	3,8866	34,9330	77,63	134 Andersson, Robert
8	37	9,61	3,8502	34,6058	76,90	86 Johansen, Roy Henry
9	37	10,25	3,6098	32,4451	72,10	70 Due, Dag Petter
10	39	11,52	3,3854	30,4287	67,62	35 Rosenblad, Jari
11	37	11,76	3,1463	28,2791	62,84	55 Rudensten, Joakim
12	37	11,87	3,1171	28,0170	62,26	68 Kråkkø, Lene Olaug
13	41	13,30	3,0827	27,7079	61,57	50 Sjöholm, Hans-Erik
14	34	11,19	3,0384	27,3099	60,69	152 Back, Christer
15	30	9,93	3,0211	27,1546	60,34	54 Syversen, Lars
16	34	11,33	3,0009	26,9724	59,94	143 Tillström, Daniel
17	33	12,85	2,5681	23,0824	51,29	78 Lund, Bent DK
18	35	13,72	2,5510	22,9290	50,95	133 Buchwald, Anders
19	28	11,29	2,4801	22,2913	49,54	47 Luckmann, Rasmus
20	33	13,78	2,3948	21,5246	47,83	100 Kedland, Jonas
21	24	10,43	2,3011	20,6822	45,96	22 Lundberg, Sven
22	31	13,56	2,2861	20,5481	45,66	85 Poortman, Rune
23	27	12,06	2,2388	20,1227	44,72	40 Hansson, Kim
24	23	10,31	2,2308	20,0512	44,56	46 Hellström, Tomas
25	20	11,11	1,8002	16,1803	35,96	83 Bodé, Jan
26	41	22,96	1,7857	16,0503	35,67	80 Sparvath, Søren
27	22	12,43	1,7699	15,9082	35,35	44 PARASIDIS, MATHEOS
28	43	24,57	1,7501	15,7302	34,96	130 Hansen, Gert
29	19	13,00	1,4615	13,1365	29,19	42 Wangel, Christian
30	21	14,70	1,4286	12,8402	28,53	139 Pettersson, Mathias
31	23	17,21	1,3364	12,0121	26,69	129 Andersen, Peter Munk
32	29	23,11	1,2549	11,2790	25,06	94 Furland, Susanna
33	8	12,88	0,6211	5,5827	12,41	41 jonkers, chris
34	3	13,77	0,2179	1,9582	4,35	57 Andersen, Marius Wigen
35	0	12,00	0,0000	0,0000	0,00	97 Ericsson, Jakob
36	0	18,85	0,0000	0,0000	0,00	36 Jansson, Henrik
37	0	17,29	0,0000	0,0000	0,00	88 Ørebech, Hans-Martin

# PRODUCTION -- Overall Stage Results

## Gothenburg Open

Printed juni 13, 2011 at 17:47



### Stage 11 -- Middle Grass

	PTS	TIME	HIT FACTOR	STAGE POINTS	STAGE PERCENT	COMPETITOR # Name
1	39	7,05	5,5319	45,0000	100,00	15 Ekstedt, Stefan
2	39	7,61	5,1248	41,6886	92,64	73 Haugli, Steinar
3	31	7,63	4,0629	33,0502	73,44	17 Hansen, Johan
4	37	9,13	4,0526	32,9661	73,26	64 Kvarsnes, Hans Petter
5	35	8,92	3,9238	31,9183	70,93	8 Johannesson, Stefan
6	37	9,71	3,8105	30,9970	68,88	148 Olausson, Nicklas
7	35	9,68	3,6157	29,4123	65,36	93 Carlsson, Eric
8	39	11,01	3,5422	28,8147	64,03	75 Andersen, Thomas
9	35	10,31	3,3948	27,6151	61,37	27 Karlsson, Peter
10	35	10,71	3,2680	26,5837	59,07	74 Jensen, Christian Ditle
11	25	7,83	3,1928	25,9726	57,72	150 Gyllenberg, Rasmus
12	29	9,11	3,1833	25,8950	57,54	151 Hagemann, Lars
13	29	9,12	3,1798	25,8666	57,48	59 Klöv, Morten
14	33	10,66	3,0957	25,1822	55,96	105 Johansson, Magnus
15	31	10,07	3,0785	25,0420	55,65	84 Hennum, Svein Helge
16	35	11,64	3,0069	24,4598	54,36	53 Stankovic, Alexander
17	29	10,20	2,8431	23,1278	51,40	18 Schön, Marianne
18	22	7,86	2,7990	22,7686	50,60	62 Lindblad, Bjørn
19	22	8,06	2,7295	22,2037	49,34	65 Strengenes, Odd
20	33	12,11	2,7250	22,1670	49,26	153 Rasmussen, P-O
21	27	10,48	2,5763	20,9575	46,57	127 Marklund, Tord
22	31	12,44	2,4920	20,2711	45,05	104 Odgaard-Nexe, Adam
23	35	14,29	2,4493	19,9238	44,28	98 Vuolevi, Tommi
24	35	14,96	2,3396	19,0315	42,29	52 Oskarsson, Tina
25	31	13,62	2,2761	18,5149	41,14	106 Andersson, Dan
26	39	17,87	2,1824	17,7532	39,45	2 Dohmen, Sofia
27	27	12,74	2,1193	17,2398	38,31	32 Landin, Peter
28	31	14,94	2,0750	16,8791	37,51	6 Dahl, Bengt
29	22	11,11	1,9802	16,1082	35,80	123 Kilen, Lars
30	33	16,67	1,9796	16,1033	35,79	146 Hammarström, Niklas
31	18	9,28	1,9397	15,7783	35,06	99 Agnebo, Mikael
32	27	14,41	1,8737	15,2418	33,87	28 Stangvik, Kent
33	24	12,84	1,8692	15,2049	33,79	48 Fröhberg, Niclas
34	31	16,60	1,8675	15,1911	33,76	156 Alenklint, Patrik
35	18	9,77	1,8424	14,9870	33,30	140 Karlsson, Mats
36	20	11,32	1,7668	14,3721	31,94	33 petrovic, sasa
37	20	11,93	1,6764	13,6372	30,30	67 Narvestad, Steinar
38	16	9,93	1,6113	13,1071	29,13	136 Saxhøj, Ulrik
39	33	21,18	1,5581	12,6743	28,17	141 Larsson, Ulf
40	25	16,95	1,4749	11,9980	26,66	120 Persson, Michael
41	18	12,22	1,4730	11,9822	26,63	113 Johansson, Daniel
42	16	10,96	1,4599	11,8754	26,39	114 Johansson, Mikael
43	29	20,76	1,3969	11,3634	25,25	12 Berg, Yvonne
44	22	16,00	1,3750	11,1851	24,86	119 Råman Vinnå, Love
45	16	12,15	1,3169	10,7123	23,81	126 Wendelklint, Tony
46	20	16,45	1,2158	9,8901	21,98	87 Hanssen, Knut

# PRODUCTION -- Overall Stage Results

## Gothenburg Open

Printed juni 13, 2011 at 17:47



### Stage 11 -- Middle Grass

	PTS	TIME	HIT FACTOR	STAGE POINTS	STAGE PERCENT	COMPETITOR # Name
47	14	12,31	1,1373	9,2514	20,56	25 Nilsson, Tomas
48	15	13,23	1,1338	9,2229	20,50	9 von Bromsen, Magnus
49	10	9,18	1,0893	8,8612	19,69	142 Lundström, Magnus
50	18	16,60	1,0843	8,8207	19,60	159 Hermansson, Christian
51	12	12,76	0,9404	7,6501	17,00	31 Ström, Johan
52	22	32,92	0,6683	5,4363	12,08	155 Karlsson, Robbin
53	10	16,25	0,6154	5,0059	11,12	51 Luckmann, Christian
54	7	13,06	0,5360	4,3601	9,69	154 Söderholm, Håkan T
55	7	13,64	0,5132	4,1747	9,28	115 Tu vesson, Niklas
56	3	9,82	0,3055	2,4851	5,52	3 Granqvist, Magnus
57	3	10,17	0,2950	2,3996	5,33	103 Gustafsson, Rickard
58	5	18,68	0,2677	2,1774	4,84	138 Hosseini, Nima
59	5	20,93	0,2389	1,9433	4,32	81 Johansson, Peter
60	1	9,62	0,1040	0,8456	1,88	66 Lütcherath, Øystein
61	1	11,84	0,0845	0,6870	1,53	79 Jensen, Flemming
62	1	11,90	0,0840	0,6836	1,52	89 Hildonen, Knut Inge
63	1	15,07	0,0664	0,5398	1,20	157 Kljutschnik, Petri
64	0	10,98	0,0000	0,0000	0,00	96 Chatzissavidis, Teodoros
65	0	9,21	0,0000	0,0000	0,00	161 Lindberg, Joakim
66	0	13,01	0,0000	0,0000	0,00	128 Johansson, Andreas
67	0	12,10	0,0000	0,0000	0,00	111 Danielson, Carl
68	0	13,64	0,0000	0,0000	0,00	21 Samuelsson, Weine
69	0	10,93	0,0000	0,0000	0,00	45 Appelkvist, Magnus
70	0	15,38	0,0000	0,0000	0,00	26 Nordström, Daniel
71	0	12,55	0,0000	0,0000	0,00	82 Nordlund, Thomas
72	0	10,70	0,0000	0,0000	0,00	63 Hole, Björnar
73	0	32,27	0,0000	0,0000	0,00	124 Kilen, Teresa
74	0	13,45	0,0000	0,0000	0,00	131 Andersson, Magnus

# REVOLVER (STANDARD) -- Overall Stage Results

## Gothenburg Open

Printed juni 13, 2011 at 17:47



### Stage 11 -- Middle Grass

	<b>PTS</b>	<b>TIME</b>	<b>HIT FACTOR</b>	<b>STAGE POINTS</b>	<b>STAGE PERCENT</b>	<b>COMPETITOR # Name</b>
1	40	15,70	2,5478	45,0000	100,00	144 Linskog, Olle
2	19	14,22	1,3361	23,5997	52,44	34 Lindfors, Anders
3	19	17,61	1,0789	19,0566	42,35	38 Björk, Jonas
4	12	21,76	0,5515	9,7403	21,65	11 Arabäck, Niklas
5	6	13,96	0,4298	7,5913	16,87	149 Edfeldt, Ivar

# OPEN -- Overall Stage Results

## Gothenburg Open

Printed juni 13, 2011 at 17:47



### Stage 12 -- Right Grass

	PTS	TIME	HIT FACTOR	STAGE POINTS	STAGE PERCENT	COMPETITOR # Name
1	77	10,97	7,0191	80,0000	100,00	71 Samuelsen, Thomas
2	76	11,33	6,7079	76,4521	95,57	56 Lee, Kyrre
3	75	11,25	6,6667	75,9827	94,98	69 Sandås, Frank
4	78	12,31	6,3363	72,2175	90,27	117 Nordberg, Johan
5	78	13,27	5,8779	66,9930	83,74	58 Christiansen, Anders
6	68	11,93	5,6999	64,9642	81,21	72 Lie, Hans Petter
7	73	13,09	5,5768	63,5608	79,45	121 Wallin, Joakim
8	76	14,21	5,3483	60,9573	76,20	4 Larsson, Peter
9	76	14,71	5,1666	58,8853	73,61	108 Werner, Carl-Erik
10	61	12,42	4,9114	55,9776	69,97	60 Wiel, Elisabeth
11	59	13,17	4,4799	51,0590	63,82	13 Gustafsson, Mattias
12	76	17,25	4,4058	50,2146	62,77	5 Kurtito, Jari
13	76	18,02	4,2175	48,0690	60,09	145 Ståhl, David
14	72	19,83	3,6309	41,3824	51,73	109 Werner, Mattias
15	57	16,23	3,5120	40,0278	50,03	7 Forslund, Tony
16	47	13,43	3,4996	39,8867	49,86	14 Kunst, Robert
17	59	16,99	3,4726	39,5790	49,47	116 Andersson, Robert Bobbsan
18	76	26,98	2,8169	32,1054	40,13	122 Farkas, Peter
19	78	27,90	2,7957	31,8637	39,83	10 Lund, Bent
20	0	0,00	0,0000	0,0000	0,00	118 Nilsson, Claes



# STANDARD -- Overall Stage Results

## Gothenburg Open

Printed juni 13, 2011 at 17:47



### Stage 12 -- Right Grass

	PTS	TIME	HIT FACTOR	STAGE POINTS	STAGE PERCENT	COMPETITOR # Name
1	75	11,63	6,4488	80,0000	100,00	77 Thomsen, Christian
2	75	13,21	5,6775	70,4315	88,04	22 Lundberg, Sven
3	77	13,76	5,5959	69,4194	86,77	132 Östling, Mikael
4	77	13,79	5,5838	69,2684	86,59	23 Lundberg, Klas
5	67	13,02	5,1459	63,8370	79,80	54 Syversen, Lars
6	77	15,19	5,0691	62,8842	78,61	61 Vikeby, Rune
7	78	15,53	5,0225	62,3062	77,88	134 Andersson, Robert
8	74	14,96	4,9465	61,3633	76,70	130 Hansen, Gert
9	74	14,97	4,9432	61,3223	76,65	78 Lund, Bent DK
10	80	16,41	4,8751	60,4769	75,60	83 Bodé, Jan
11	74	15,35	4,8208	59,8042	74,76	85 Poortman, Rune
12	66	13,97	4,7244	58,6079	73,26	152 Back, Christer
13	78	16,52	4,7215	58,5724	73,22	19 Kastell, Peter
14	72	15,54	4,6332	57,4764	71,85	133 Buchwald, Anders
15	74	16,27	4,5482	56,4225	70,53	70 Due, Dag Petter
16	77	17,09	4,5056	55,8930	69,87	68 Kråkø, Lene Olaug
17	72	16,21	4,4417	55,1008	68,88	50 Sjöholm, Hans-Erik
18	74	16,73	4,4232	54,8712	68,59	35 Rosenblad, Jari
19	74	16,73	4,4232	54,8712	68,59	129 Andersen, Peter Munk
20	74	17,06	4,3376	53,8098	67,26	86 Johansen, Roy Henry
21	60	14,46	4,1494	51,4744	64,34	143 Tillström, Daniel
22	73	18,00	4,0556	50,3105	62,89	44 PARASIDIS, MATHEOS
23	75	18,67	4,0171	49,8340	62,29	47 Luckmann, Rasmus
24	74	19,01	3,8927	48,2901	60,36	55 Rudensten, Joakim
25	76	19,56	3,8855	48,2007	60,25	42 Wangel, Christian
26	58	14,96	3,8770	48,0955	60,12	46 Hellström, Tomas
27	69	18,00	3,8333	47,5538	59,44	57 Andersen, Marius Wigen
28	74	20,02	3,6963	45,8539	57,32	97 Ericsson, Jakob
29	78	21,20	3,6792	45,6423	57,05	40 Hansson, Kim
30	78	21,94	3,5552	44,1028	55,13	36 Jansson, Henrik
31	51	14,87	3,4297	42,5469	53,18	80 Sparvath, Søren
32	70	25,25	2,7723	34,3910	42,99	41 jonkers, chris
33	76	30,11	2,5241	31,3120	39,14	100 Kedland, Jonas
34	76	31,11	2,4429	30,3055	37,88	88 Ørebech, Hans-Martin
35	74	31,05	2,3833	29,5650	36,96	139 Pettersson, Mathias
36	76	33,39	2,2761	28,2362	35,30	94 Furland, Susanna
37	46	21,19	2,1708	26,9299	33,66	1 Sandberg, Jens

# PRODUCTION -- Overall Stage Results

## Gothenburg Open

Printed juni 13, 2011 at 17:47



### Stage 12 -- Right Grass

	PTS	TIME	HIT FACTOR	STAGE POINTS	STAGE PERCENT	COMPETITOR # Name
1	72	12,69	5,6738	80,0000	100,00	150 Gyllenberg, Rasmus
2	80	14,50	5,5172	77,7931	97,24	53 Stankovic, Alexander
3	70	12,87	5,4390	76,6900	95,86	73 Haugli, Steinar
4	72	13,44	5,3571	75,5357	94,42	65 Strengenes, Odd
5	74	13,92	5,3161	74,9569	93,70	64 Kvarsnes, Hans Petter
6	74	14,26	5,1893	73,1697	91,46	17 Hansen, Johan
7	68	13,36	5,0898	71,7665	89,71	153 Rasmussen, P-O
8	72	14,24	5,0562	71,2921	89,12	66 Lütcherath, Øystein
9	72	14,57	4,9417	69,6774	87,10	105 Johansson, Magnus
10	76	15,47	4,9127	69,2696	86,59	114 Johansson, Mikael
11	70	14,60	4,7945	67,6027	84,50	32 Landin, Peter
12	76	16,03	4,7411	66,8497	83,56	27 Karlsson, Peter
13	70	14,93	4,6885	66,1085	82,64	136 Saxhøj, Ulrik
14	74	15,82	4,6776	65,9545	82,44	104 Odgaard-Nexe, Adam
15	74	15,93	4,6453	65,4991	81,87	93 Carlsson, Eric
16	70	15,12	4,6296	65,2778	81,60	74 Jensen, Christian Ditle
17	70	15,40	4,5455	64,0909	80,11	59 Klöv, Morten
18	76	16,76	4,5346	63,9379	79,92	25 Nilsson, Tomas
19	80	17,99	4,4469	62,7015	78,38	126 Wendelklint, Tony
20	70	15,84	4,4192	62,3106	77,89	15 Ekstedt, Stefan
21	70	16,34	4,2840	60,4039	75,50	75 Andersen, Thomas
22	59	13,82	4,2692	60,1954	75,24	99 Agnebo, Mikael
23	66	15,48	4,2636	60,1163	75,15	84 Hennum, Svein Helge
24	74	17,49	4,2310	59,6569	74,57	31 Ström, Johan
25	76	18,47	4,1148	58,0184	72,52	115 Tuveesson, Niklas
26	76	18,74	4,0555	57,1825	71,48	106 Andersson, Dan
27	53	13,09	4,0489	57,0894	71,36	140 Karlsson, Mats
28	70	17,41	4,0207	56,6916	70,86	18 Schön, Marianne
29	78	19,51	3,9979	56,3711	70,46	51 Luckmann, Christian
30	80	20,16	3,9683	55,9524	69,94	28 Stangvik, Kent
31	76	19,58	3,8815	54,7293	68,41	154 Söderholm, Håkan T
32	58	14,99	3,8692	54,5564	68,20	33 petrovic, sasa
33	74	19,26	3,8422	54,1745	67,72	157 Kljutschnik, Petri
34	72	18,91	3,8075	53,6859	67,11	142 Lundström, Magnus
35	53	14,10	3,7589	53,0000	66,25	45 Appelkvist, Magnus
36	61	16,37	3,7263	52,5412	65,68	127 Marklund, Tord
37	70	18,85	3,7135	52,3607	65,45	63 Hole, Björnär
38	68	18,40	3,6957	52,1087	65,14	131 Andersson, Magnus
39	66	18,20	3,6264	51,1319	63,91	128 Johansson, Andreas
40	68	18,76	3,6247	51,1087	63,89	110 Nordstrand, Ola
41	76	21,17	3,5900	50,6188	63,27	79 Jensen, Flemming
42	76	21,22	3,5815	50,4995	63,12	141 Larsson, Ulf
43	70	19,59	3,5733	50,3828	62,98	96 Chatzissavidis, Teodoros
44	66	18,48	3,5714	50,3571	62,95	3 Granqvist, Magnus
45	72	20,24	3,5573	50,1581	62,70	52 Oskarsson, Tina
46	68	19,59	3,4712	48,9433	61,18	148 Olausson, Nicklas

# PRODUCTION -- Overall Stage Results

## Gothenburg Open

Printed juni 13, 2011 at 17:47



### Stage 12 -- Right Grass

	PTS	TIME	HIT FACTOR	STAGE POINTS	STAGE PERCENT	COMPETITOR # Name
47	70	20,72	3,3784	47,6351	59,54	9 von Bromsen, Magnus
48	74	22,05	3,3560	47,3197	59,15	81 Johansson, Peter
49	61	18,40	3,3152	46,7446	58,43	123 Kilen, Lars
50	78	23,81	3,2759	46,1907	57,74	87 Hanssen, Knut
51	68	20,91	3,2520	45,8537	57,32	26 Nordström, Daniel
52	43	13,43	3,2018	45,1452	56,43	151 Hagemann, Lars
53	68	21,36	3,1835	44,8876	56,11	138 Hosseini, Nima
54	70	22,41	3,1236	44,0428	55,05	111 Danielson, Carl
55	63	20,90	3,0144	42,5024	53,13	21 Samuelsson, Weine
56	44	14,69	2,9952	42,2328	52,79	82 Nordlund, Thomas
57	74	24,80	2,9839	42,0726	52,59	159 Hermansson, Christian
58	72	24,25	2,9691	41,8639	52,33	155 Karlsson, Robbin
59	66	22,78	2,8973	40,8516	51,06	48 Fröhberg, Niclas
60	76	26,45	2,8733	40,5142	50,64	6 Dahl, Bengt
61	61	21,24	2,8719	40,4943	50,62	119 Råman Vinnå, Love
62	76	27,16	2,7982	39,4551	49,32	156 Alenklint, Patrik
63	70	25,37	2,7592	38,9042	48,63	2 Dohmen, Sofia
64	61	22,17	2,7515	38,7957	48,49	8 Johannesson, Stefan
65	70	25,61	2,7333	38,5396	48,17	120 Persson, Michael
66	51	18,92	2,6956	38,0074	47,51	161 Lindberg, Joakim
67	37	13,95	2,6523	37,3978	46,75	62 Lindblad, Björn
68	61	23,29	2,6191	36,9300	46,16	113 Johansson, Daniel
69	70	26,73	2,6188	36,9248	46,16	98 Vuolevi, Tommi
70	45	19,02	2,3659	33,3596	41,70	89 Hildonen, Knut Inge
71	35	15,29	2,2891	32,2760	40,34	103 Gustafsson, Rickard
72	72	33,04	2,1792	30,7264	38,41	124 Kilen, Teresa
73	66	37,53	1,7586	24,7962	31,00	12 Berg, Yvonne
74	22	20,56	1,0700	15,0875	18,86	146 Hammarström, Niklas
75	23	21,63	1,0633	14,9931	18,74	67 Narvestad, Steinar

# REVOLVER (STANDARD) -- Overall Stage Results

## Gothenburg Open

Printed juni 13, 2011 at 17:47



### Stage 12 -- Right Grass

	<b>PTS</b>	<b>TIME</b>	<b>HIT FACTOR</b>	<b>STAGE POINTS</b>	<b>STAGE PERCENT</b>	<b>COMPETITOR # Name</b>
1	77	17,44	4,4151	80,0000	100,00	34 Lindfors, Anders
2	75	19,37	3,8720	70,1580	87,70	11 Arabäck, Niklas
3	73	19,35	3,7726	68,3577	85,45	144 Linskog, Olle
4	70	20,34	3,4415	62,3581	77,95	149 Edfeldt, Ivar
5	62	30,95	2,0032	36,2975	45,37	38 Björk, Jonas



**Disqualified Shooters**

**No. Name**

---

37 Janeman, Mikael