

OPEN SEMI-AUTO -- Overall Stage Results**Danish Open IPSC Rifle 2010**

Printed oktober 17, 2010 at 17:40

**Stage 3 -- Stage 3**

	PTS	TIME	HIT FACTOR	STAGE POINTS	STAGE PERCENT	COMPETITOR # Name
1	42	10,05	4,1791	50,0000	100,00	44 Kaislaranta, Mikael
2	44	11,09	3,9675	47,4688	94,94	29 Wolff, Ebbe
3	44	11,38	3,8664	46,2591	92,52	47 Gyllenberg, Rasmus
4	46	11,93	3,8558	46,1322	92,26	57 Josi, Oliver
5	48	12,65	3,7945	45,3981	90,80	6 Nielsen, Kim Snerup
6	46	12,17	3,7798	45,2224	90,44	68 van Gessel, Claud
7	42	11,40	3,6842	44,0789	88,16	27 Bjølverud, Bjørn
8	42	11,42	3,6778	44,0018	88,00	15 Groenewegen, Mark Robin
9	46	12,52	3,6741	43,9582	87,92	3 Hagemann, Lars
10	44	11,99	3,6697	43,9056	87,81	58 Steiger, Thomas
11	48	13,47	3,5635	42,6344	85,27	21 Andersson, Jörgen
12	46	13,16	3,4954	41,8204	83,64	42 Blok, Rindert
13	47	13,49	3,4841	41,6843	83,37	73 Salen, Kenneeth
14	44	12,75	3,4510	41,2885	82,58	38 Jacobsen, Jostein
15	46	13,34	3,4483	41,2562	82,51	13 Rømer, Jack
16	34	10,02	3,3932	40,5974	81,19	35 Nijman, Bart
17	46	13,64	3,3724	40,3488	80,70	41 Andersson, Jörgen K.
18	44	13,22	3,3283	39,8206	79,64	72 de Vries, John
19	44	13,33	3,3008	39,4920	78,98	67 Gersby, Anders
20	46	14,24	3,2303	38,6487	77,30	39 Svendsen, Kjetil S.
21	40	12,39	3,2284	38,6256	77,25	32 Leischner, Christian
22	48	14,96	3,2086	38,3881	76,78	25 van der Woerd, Kees
23	48	14,97	3,2064	38,3624	76,72	69 Almqvist, Jim
24	46	14,42	3,1900	38,1662	76,33	24 Husum, Dag
25	48	15,44	3,1088	37,1947	74,39	48 Wendelklint, Tony
26	42	13,66	3,0747	36,7862	73,57	54 Royseland, Johan
27	43	14,11	3,0475	36,4610	72,92	60 Semmler, Stefan
28	42	14,00	3,0000	35,8929	71,79	40 Klose, Jens
29	29	10,01	2,8971	34,6618	69,32	52 Bieri, Patrick
30	38	13,51	2,8127	33,6523	67,30	36 Almås, Robert
31	40	14,56	2,7473	32,8689	65,74	46 Back, Christer
32	32	12,63	2,5336	30,3133	60,63	28 Voss, Rene
33	44	17,46	2,5200	30,1505	60,30	55 Forslund, Tony
34	44	17,53	2,5100	30,0302	60,06	50 Svensson, Björn
35	25	9,97	2,5075	30,0007	60,00	20 Normann, Cathrine
36	44	18,49	2,3797	28,4710	56,94	10 Lammerts, Mick
37	32	13,91	2,3005	27,5239	55,05	33 Vuorinen, Juha-Pekka
38	40	17,70	2,2599	27,0379	54,08	9 Houwaart, Evert
39	32	14,38	2,2253	26,6243	53,25	17 Hakestam, Peter
40	34	15,31	2,2208	26,5699	53,14	14 Løye, Michael
41	34	15,54	2,1879	26,1767	52,35	53 Rühmkorf, Ingo
42	36	17,15	2,0991	25,1145	50,23	75 Helmersen, Jesper
43	46	21,96	2,0947	25,0618	50,12	8 Leth-Espensen, Jan
44	42	21,00	2,0000	23,9286	47,86	71 Groen, Dick
45	40	20,28	1,9724	23,5982	47,20	7 Rohlen, Anders
46	31	16,20	1,9136	22,8946	45,79	43 Larsson, Peter

OPEN SEMI-AUTO -- Overall Stage Results

Danish Open IPSC Rifle 2010

Printed oktober 17, 2010 at 17:40



Stage 3 -- Stage 3

	PTS	TIME	HIT FACTOR	STAGE POINTS	STAGE PERCENT	COMPETITOR # Name
47	40	21,60	1,8519	22,1561	44,31	18 Rogmann, Jürgen
48	38	23,98	1,5847	18,9593	37,92	2 Weisinger, Mark
49	27	18,14	1,4884	17,8079	35,62	4 Andersen, Mads
50	25	37,89	0,6598	7,8941	15,79	19 Rommen, Kristian
51	8	18,65	0,4290	5,1321	10,26	74 Zarzycki, Athur
52	0	19,72	0,0000	0,0000	0,00	5 Mc Evilly, Bryan

STANDARD SEMI-AUTO -- Overall Stage Results

Danish Open IPSC Rifle 2010

Printed oktober 17, 2010 at 17:40



Stage 3 -- Stage 3

	PTS	TIME	HIT FACTOR	STAGE POINTS	STAGE PERCENT	COMPETITOR # Name
1	44	10,64	4,1353	50,0000	100,00	64 Hyryläinen, Isto
2	46	11,19	4,1108	49,7035	99,41	26 Salvesen, Per erik
3	48	11,77	4,0782	49,3087	98,62	56 van Uitert, John
4	48	14,57	3,2944	39,8328	79,67	23 Spoerner, Oliver
5	44	13,59	3,2377	39,1464	78,29	11 Idland, Sverre
6	40	12,49	3,2026	38,7219	77,44	61 Bos, Leon
7	46	18,08	2,5442	30,7623	61,52	34 Lehto, Mikko
8	27	11,78	2,2920	27,7126	55,43	45 Riste, Mika
9	48	21,74	2,2079	26,6957	53,39	62 Hassel, Jostein
10	27	13,00	2,0769	25,1119	50,22	37 Hintz, Bastian
11	31	15,31	2,0248	24,4819	48,96	51 Hubig, Steffen
12	46	25,05	1,8363	22,2029	44,41	22 Jensen, Christian Ditle
13	45	36,76	1,2242	14,8012	29,60	66 Pedersen, Finn
14	10	10,56	0,9470	11,4497	22,90	63 Hofman, Jan
15	0	22,74	0,0000	0,0000	0,00	30 Vortisch, Hans-Christian

STANDARD MANUAL -- Overall Stage Results

Danish Open IPSC Rifle 2010

Printed oktober 17, 2010 at 17:40



Stage 3 -- Stage 3

	PTS	TIME	HIT FACTOR	STAGE POINTS	STAGE PERCENT	COMPETITOR # Name
1	23	22,60	1,0177	50,0000	100,00	76 Jensen, Per

OPEN SEMI-AUTO -- Overall Stage Results**Danish Open IPSC Rifle 2010**

Printed oktober 17, 2010 at 17:40

**Stage 4 -- Stage 4**

	PTS	TIME	HIT FACTOR	STAGE POINTS	STAGE PERCENT	COMPETITOR # Name
1	48	7,14	6,7227	50,0000	100,00	52 Bieri, Patrick
2	40	6,11	6,5466	48,6907	97,38	19 Rommen, Kristian
3	48	8,02	5,9850	44,5137	89,03	44 Kaislaranta, Mikael
4	48	9,18	5,2288	38,8889	77,78	73 Salen, Kenneeth
5	46	8,81	5,2213	38,8337	77,67	58 Steiger, Thomas
6	42	8,28	5,0725	37,7264	75,45	3 Hagemann, Lars
7	44	8,90	4,9438	36,7697	73,54	21 Andersson, Jörgen
8	40	8,23	4,8603	36,1482	72,30	28 Voss, Rene
9	44	9,15	4,8087	35,7650	71,53	39 Svendsen, Kjetil S.
10	44	9,21	4,7774	35,5320	71,06	47 Gyllenberg, Rasmus
11	50	10,69	4,6773	34,7872	69,57	6 Nielsen, Kim Snerup
12	44	9,56	4,6025	34,2312	68,46	57 Josi, Oliver
13	48	10,72	4,4776	33,3022	66,60	25 van der Woerd, Kees
14	50	11,52	4,3403	32,2808	64,56	29 Wolff, Ebbe
15	46	10,61	4,3355	32,2455	64,49	13 Rømer, Jack
16	40	9,65	4,1451	30,8290	61,66	67 Gersby, Anders
17	42	10,35	4,0580	30,1812	60,36	33 Vuorinen, Juha-Pekka
18	40	9,91	4,0363	30,0202	60,04	68 van Gessel, Claud
19	47	11,69	4,0205	29,9027	59,81	60 Semmler, Stefan
20	34	8,51	3,9953	29,7150	59,43	20 Normann, Cathrine
21	44	11,07	3,9747	29,5619	59,12	43 Larsson, Peter
22	38	9,57	3,9707	29,5324	59,06	15 Groenewegen, Mark Robin
23	38	9,70	3,9175	29,1366	58,27	54 Royseland, Johan
24	48	12,38	3,8772	28,8368	57,67	69 Almqvist, Jim
25	48	12,49	3,8431	28,5829	57,17	48 Wendelklint, Tony
26	46	12,04	3,8206	28,4157	56,83	10 Lammerts, Mick
27	48	12,58	3,8156	28,3784	56,76	24 Husum, Dag
28	40	10,50	3,8095	28,3333	56,67	38 Jacobsen, Jostein
29	40	10,60	3,7736	28,0660	56,13	36 Almås, Robert
30	50	13,76	3,6337	27,0258	54,05	50 Svensson, Björn
31	46	12,98	3,5439	26,3579	52,72	8 Leth-Espensen, Jan
32	46	13,17	3,4928	25,9776	51,96	35 Nijman, Bart
33	46	13,20	3,4848	25,9186	51,84	9 Houwaart, Evert
34	36	10,36	3,4749	25,8446	51,69	7 Rohlen, Anders
35	50	14,50	3,4483	25,6466	51,29	55 Forslund, Tony
36	48	14,05	3,4164	25,4093	50,82	4 Andersen, Mads
37	44	13,31	3,3058	24,5868	49,17	42 Blok, Rindert
38	26	8,14	3,1941	23,7561	47,51	27 Bjølverud, Bjørn
39	36	11,28	3,1915	23,7367	47,47	46 Back, Christer
40	38	11,93	3,1852	23,6903	47,38	75 Helmersen, Jesper
41	32	10,39	3,0799	22,9066	45,81	72 de Vries, John
42	36	11,76	3,0612	22,7679	45,54	40 Klose, Jens
43	40	13,13	3,0465	22,6580	45,32	41 Andersson, Jörgen K.
44	34	13,28	2,5602	19,0418	38,08	53 Rühmkorf, Ingo
45	32	14,86	2,1534	16,0162	32,03	74 Zarzycki, Athur
46	29	14,93	1,9424	14,4466	28,89	32 Leischner, Christian

OPEN SEMI-AUTO -- Overall Stage Results

Danish Open IPSC Rifle 2010

Printed oktober 17, 2010 at 17:40



Stage 4 -- Stage 4

	PTS	TIME	HIT FACTOR	STAGE POINTS	STAGE PERCENT	COMPETITOR # Name
47	36	18,85	1,9098	14,2042	28,41	17 Hakestam, Peter
48	21	11,39	1,8437	13,7127	27,43	5 Mc Evilly, Bryan
49	34	18,62	1,8260	13,5808	27,16	2 Weisinger, Mark
50	40	23,09	1,7324	12,8844	25,77	18 Rogmann, Jürgen
51	28	18,83	1,4870	11,0595	22,12	71 Groen, Dick
52	0	11,44	0,0000	0,0000	0,00	14 Løye, Michael

STANDARD SEMI-AUTO -- Overall Stage Results

Danish Open IPSC Rifle 2010

Printed oktober 17, 2010 at 17:40



Stage 4 -- Stage 4

	PTS	TIME	HIT FACTOR	STAGE POINTS	STAGE PERCENT	COMPETITOR # Name
1	44	8,05	5,4658	50,0000	100,00	26 Salvesen, Per erik
2	44	9,90	4,4444	40,6566	81,31	45 Riste, Mika
3	46	10,90	4,2202	38,6051	77,21	23 Spoerner, Oliver
4	48	11,66	4,1166	37,6579	75,32	37 Hintz, Bastian
5	38	10,25	3,7073	33,9135	67,83	63 Hofman, Jan
6	40	11,01	3,6331	33,2342	66,47	11 Idland, Sverre
7	36	10,06	3,5785	32,7354	65,47	64 Hyryläinen, Isto
8	42	11,98	3,5058	32,0705	64,14	56 van Uitert, John
9	42	12,55	3,3466	30,6139	61,23	62 Hassel, Jostein
10	50	15,19	3,2916	30,1110	60,22	22 Jensen, Christian Ditle
11	36	12,46	2,8892	26,4300	52,86	34 Lehto, Mikko
12	34	16,21	2,0975	19,1871	38,37	61 Bos, Leon
13	30	15,70	1,9108	17,4797	34,96	30 Vortisch, Hans-Christian
14	43	26,27	1,6368	14,9734	29,95	66 Pedersen, Finn
15	11	13,43	0,8191	7,4926	14,99	51 Hubig, Steffen

STANDARD MANUAL -- Overall Stage Results

Danish Open IPSC Rifle 2010

Printed oktober 17, 2010 at 17:40



Stage 4 -- Stage 4

	PTS	TIME	HIT FACTOR	STAGE POINTS	STAGE PERCENT	COMPETITOR # Name
1	21	24,69	0,8505	50,0000	100,00	76 Jensen, Per

OPEN SEMI-AUTO -- Overall Stage Results**Danish Open IPSC Rifle 2010**

Printed oktober 17, 2010 at 17:40

**Stage 5 -- Stage 5**

	PTS	TIME	HIT FACTOR	STAGE POINTS	STAGE PERCENT	COMPETITOR # Name
1	16	12,54	1,2759	30,0000	100,00	6 Nielsen, Kim Snerup
2	29	26,99	1,0745	25,2635	84,21	73 Salen, Kenneeth
3	28	26,78	1,0456	24,5836	81,95	38 Jacobsen, Jostein
4	28	27,31	1,0253	24,1066	80,36	54 Royseland, Johan
5	28	29,92	0,9358	22,0037	73,35	24 Husum, Dag
6	11	11,92	0,9228	21,6978	72,33	32 Leischner, Christian
7	26	28,81	0,9025	21,2192	70,73	9 Houwaart, Evert
8	26	28,88	0,9003	21,1678	70,56	10 Lammerts, Mick
9	26	29,01	0,8962	21,0729	70,24	33 Vuorinen, Juha-Pekka
10	26	29,25	0,8889	20,9000	69,67	36 Almås, Robert
11	28	31,60	0,8861	20,8339	69,45	25 van der Woerd, Kees
12	26	29,47	0,8823	20,7440	69,15	14 Løye, Michael
13	24	29,05	0,8262	19,4251	64,75	40 Klose, Jens
14	9	11,12	0,8094	19,0299	63,43	57 Josi, Oliver
15	20	26,97	0,7416	17,4360	58,12	8 Leth-Espensen, Jan
16	26	35,17	0,7393	17,3820	57,94	21 Andersson, Jörgen
17	20	29,70	0,6734	15,8333	52,78	71 Groen, Dick
18	26	41,46	0,6271	14,7449	49,15	50 Svensson, Björn
19	26	42,22	0,6158	14,4795	48,27	48 Wendelklint, Tony
20	24	40,19	0,5972	14,0408	46,80	39 Svendsen, Kjetil S.
21	26	43,59	0,5965	14,0244	46,75	55 Forslund, Tony
22	20	33,77	0,5922	13,9251	46,42	2 Weisinger, Mark
23	18	33,81	0,5324	12,5177	41,73	47 Gyllenberg, Rasmus
24	11	26,21	0,4197	9,8679	32,89	28 Voss, Rene
25	10	26,73	0,3741	8,7963	29,32	44 Kaislaranta, Mikael
26	9	26,06	0,3454	8,1202	27,07	43 Larsson, Peter
27	8	26,69	0,2997	7,0476	23,49	35 Nijman, Bart
28	0	24,36	0,0000	0,0000	0,00	42 Blok, Rindert
29	0	11,55	0,0000	0,0000	0,00	41 Andersson, Jörgen K.
30	0	22,32	0,0000	0,0000	0,00	72 de Vries, John
31	0	19,30	0,0000	0,0000	0,00	27 Bjølverud, Bjørn
32	0	11,64	0,0000	0,0000	0,00	53 Rühmkorf, Ingo
33	0	23,03	0,0000	0,0000	0,00	46 Back, Christer
34	0	12,47	0,0000	0,0000	0,00	52 Bieri, Patrick
35	0	10,56	0,0000	0,0000	0,00	3 Hagemann, Lars
36	0	11,48	0,0000	0,0000	0,00	29 Wolff, Ebbe
37	0	18,15	0,0000	0,0000	0,00	18 Rogmann, Jürgen
38	0	14,14	0,0000	0,0000	0,00	69 Almqvist, Jim
39	0	20,36	0,0000	0,0000	0,00	4 Andersen, Mads
40	0	14,32	0,0000	0,0000	0,00	5 Mc Evilly, Bryan
41	0	11,71	0,0000	0,0000	0,00	7 Rohlen, Anders
42	0	18,23	0,0000	0,0000	0,00	13 Rømer, Jack
43	0	13,17	0,0000	0,0000	0,00	15 Groenewegen, Mark Robin
44	0	36,29	0,0000	0,0000	0,00	17 Hakestam, Peter
45	0	16,32	0,0000	0,0000	0,00	58 Steiger, Thomas
46	0	22,89	0,0000	0,0000	0,00	60 Semmler, Stefan

OPEN SEMI-AUTO -- Overall Stage Results

Danish Open IPSC Rifle 2010

Printed oktober 17, 2010 at 17:40



Stage 5 -- Stage 5

	PTS	TIME	HIT FACTOR	STAGE POINTS	STAGE PERCENT	COMPETITOR # Name
47	0	15,67	0,0000	0,0000	0,00	67 Gersby, Anders
48	0	17,65	0,0000	0,0000	0,00	20 Normann, Cathrine
49	0	7,87	0,0000	0,0000	0,00	19 Rommen, Kristian

STANDARD SEMI-AUTO -- Overall Stage Results

Danish Open IPSC Rifle 2010

Printed oktober 17, 2010 at 17:40



Stage 5 -- Stage 5

	PTS	TIME	HIT FACTOR	STAGE POINTS	STAGE PERCENT	COMPETITOR # Name
1	24	27,15	0,8840	30,0000	100,00	61 Bos, Leon
2	24	27,36	0,8772	29,7697	99,23	45 Riste, Mika
3	26	30,51	0,8522	28,9208	96,40	37 Hintz, Bastian
4	24	29,02	0,8270	28,0669	93,56	64 Hyyryläinen, Isto
5	18	30,86	0,5833	19,7950	65,98	34 Lehto, Mikko
6	11	20,62	0,5335	18,1044	60,35	26 Salvesen, Per erik
7	22	50,11	0,4390	14,8997	49,67	30 Vortisch, Hans-Christian
8	12	32,20	0,3727	12,6475	42,16	51 Hubig, Steffen
9	9	42,89	0,2098	7,1214	23,74	66 Pedersen, Finn
10	0	31,19	0,0000	0,0000	0,00	62 Hassel, Jostein
11	0	12,25	0,0000	0,0000	0,00	63 Hofman, Jan
12	0	10,09	0,0000	0,0000	0,00	11 Idland, Sverre
13	0	11,74	0,0000	0,0000	0,00	23 Spoerner, Oliver
14	0	29,59	0,0000	0,0000	0,00	22 Jensen, Christian Ditle
15	0	25,27	0,0000	0,0000	0,00	56 van Uitert, John

STANDARD MANUAL -- Overall Stage Results

Danish Open IPSC Rifle 2010

Printed oktober 17, 2010 at 17:40



Stage 5 -- Stage 5

	PTS	TIME	HIT FACTOR	STAGE POINTS	STAGE PERCENT	COMPETITOR # Name
1	14	58,18	0,2406	30,0000	100,00	76 Jensen, Per

OPEN SEMI-AUTO -- Overall Stage Results**Danish Open IPSC Rifle 2010**

Printed oktober 17, 2010 at 17:40

**Stage 6 -- Stage 6**

	PTS	TIME	HIT FACTOR	STAGE POINTS	STAGE PERCENT	COMPETITOR # Name
1	66	11,08	5,9567	80,0000	100,00	44 Kaislaranta, Mikael
2	74	12,58	5,8824	79,0018	98,75	21 Andersson, Jörgen
3	70	12,47	5,6135	75,3906	94,24	57 Josi, Oliver
4	66	12,03	5,4863	73,6825	92,10	72 de Vries, John
5	64	12,00	5,3333	71,6283	89,54	52 Bieri, Patrick
6	60	11,54	5,1993	69,8283	87,29	3 Hagemann, Lars
7	66	13,47	4,8998	65,8055	82,26	58 Steiger, Thomas
8	62	12,86	4,8212	64,7495	80,94	35 Nijman, Bart
9	70	14,53	4,8176	64,7021	80,88	47 Gyllenberg, Rasmus
10	52	10,88	4,7794	64,1889	80,24	19 Rommen, Kristian
11	66	14,29	4,6186	62,0294	77,54	29 Wolff, Ebbe
12	71	15,50	4,5806	61,5195	76,90	73 Salen, Kenneeth
13	62	13,69	4,5289	60,8239	76,03	38 Jacobsen, Jostein
14	68	15,06	4,5153	60,6415	75,80	25 van der Woerd, Kees
15	68	15,23	4,4649	59,9646	74,96	39 Svendsen, Kjetil S.
16	64	14,37	4,4537	59,8148	74,77	6 Nielsen, Kim Snerup
17	74	17,14	4,3174	57,9838	72,48	41 Andersson, Jörgen K.
18	68	16,09	4,2262	56,7595	70,95	60 Semmler, Stefan
19	56	13,31	4,2074	56,5062	70,63	27 Bjølverud, Bjørn
20	60	14,62	4,1040	55,1175	68,90	7 Rohlen, Anders
21	70	17,25	4,0580	54,4998	68,12	68 van Gessel, Claud
22	53	13,29	3,9880	53,5595	66,95	24 Husum, Dag
23	68	17,20	3,9535	53,0965	66,37	69 Almqvist, Jim
24	58	15,29	3,7933	50,9456	63,68	15 Groenewegen, Mark Robin
25	60	16,21	3,7014	49,7112	62,14	42 Blok, Rindert
26	59	16,41	3,5954	48,2869	60,36	46 Back, Christer
27	70	19,72	3,5497	47,6735	59,59	13 Rømer, Jack
28	54	15,90	3,3962	45,6124	57,02	36 Almås, Robert
29	66	19,71	3,3486	44,9721	56,22	10 Lammerts, Mick
30	62	18,73	3,3102	44,4570	55,57	40 Klose, Jens
31	64	19,95	3,2080	43,0847	53,86	43 Larsson, Peter
32	66	21,27	3,1030	41,6737	52,09	48 Wendelklint, Tony
33	58	20,19	2,8727	38,5814	48,23	28 Voss, Rene
34	56	19,99	2,8014	37,6237	47,03	9 Houwaart, Evert
35	52	19,07	2,7268	36,6217	45,78	14 Løye, Michael
36	45	16,96	2,6533	35,6346	44,54	54 Royseland, Johan
37	47	18,11	2,5953	34,8550	43,57	67 Gersby, Anders
38	47	18,64	2,5215	33,8640	42,33	53 Rühmkorf, Ingo
39	64	25,45	2,5147	33,7736	42,22	55 Forslund, Tony
40	68	29,93	2,2720	30,5132	38,14	50 Svensson, Björn
41	54	26,77	2,0172	27,0914	33,86	5 Mc Evilly, Bryan
42	56	29,75	1,8824	25,2806	31,60	2 Weisinger, Mark
43	32	17,14	1,8670	25,0741	31,34	17 Hakestam, Peter
44	38	20,42	1,8609	24,9927	31,24	32 Leischner, Christian
45	52	29,34	1,7723	23,8029	29,75	74 Zarzycki, Athur
46	45	30,90	1,4563	19,5587	24,45	18 Rogmann, Jürgen

OPEN SEMI-AUTO -- Overall Stage Results

Danish Open IPSC Rifle 2010

Printed oktober 17, 2010 at 17:40



Stage 6 -- Stage 6

	PTS	TIME	HIT FACTOR	STAGE POINTS	STAGE PERCENT	COMPETITOR # Name
47	18	17,00	1,0588	14,2203	17,78	8 Leth-Espensen, Jan
48	12	13,93	0,8615	11,5695	14,46	20 Normann, Cathrine
49	23	28,59	0,8045	10,8044	13,51	71 Groen, Dick
50	14	18,86	0,7423	9,9695	12,46	75 Helmersen, Jesper
51	0	15,37	0,0000	0,0000	0,00	4 Andersen, Mads
52	0	17,23	0,0000	0,0000	0,00	33 Vuorinen, Juha-Pekka

STANDARD SEMI-AUTO -- Overall Stage Results

Danish Open IPSC Rifle 2010

Printed oktober 17, 2010 at 17:40



Stage 6 -- Stage 6

	PTS	TIME	HIT FACTOR	STAGE POINTS	STAGE PERCENT	COMPETITOR # Name
1	54	11,54	4,6794	80,0000	100,00	26 Salvesen, Per erik
2	76	17,11	4,4418	75,9391	94,92	64 Hyryläinen, Isto
3	66	16,38	4,0293	68,8862	86,11	45 Riste, Mika
4	62	15,86	3,9092	66,8329	83,54	11 Idland, Sverre
5	62	19,16	3,2359	55,3220	69,15	23 Spoerner, Oliver
6	72	22,35	3,2215	55,0753	68,84	56 van Uitert, John
7	62	19,49	3,1811	54,3853	67,98	37 Hintz, Bastian
8	70	22,41	3,1236	53,4021	66,75	62 Hassel, Jostein
9	47	15,67	2,9994	51,2780	64,10	61 Bos, Leon
10	50	19,74	2,5329	43,3037	54,13	34 Lehto, Mikko
11	46	22,39	2,0545	35,1241	43,91	51 Hubig, Steffen
12	49	28,95	1,6926	28,9367	36,17	22 Jensen, Christian Ditle
13	67	47,24	1,4183	24,2475	30,31	66 Pedersen, Finn
14	31	26,88	1,1533	19,7167	24,65	30 Vortisch, Hans-Christian
15	19	18,18	1,0451	17,8674	22,33	63 Hofman, Jan

STANDARD MANUAL -- Overall Stage Results

Danish Open IPSC Rifle 2010

Printed oktober 17, 2010 at 17:40



Stage 6 -- Stage 6

	PTS	TIME	HIT FACTOR	STAGE POINTS	STAGE PERCENT	COMPETITOR # Name
1	31	51,27	0,6046	80,0000	100,00	76 Jensen, Per

OPEN SEMI-AUTO -- Overall Stage Results**Danish Open IPSC Rifle 2010**

Printed oktober 17, 2010 at 17:40

**Stage 7 -- Stage 7**

	PTS	TIME	HIT FACTOR	STAGE POINTS	STAGE PERCENT	COMPETITOR # Name
1	34	5,40	6,2963	50,0000	100,00	19 Rommen, Kristian
2	48	8,10	5,9259	47,0588	94,12	58 Steiger, Thomas
3	48	8,31	5,7762	45,8696	91,74	73 Salen, Kenneeth
4	50	8,79	5,6883	45,1716	90,34	6 Nielsen, Kim Snerup
5	44	8,12	5,4187	43,0310	86,06	15 Groenewegen, Mark Robin
6	42	7,84	5,3571	42,5420	85,08	44 Kaislaranta, Mikael
7	46	8,61	5,3426	42,4267	84,85	3 Hagemann, Lars
8	44	8,40	5,2381	41,5966	83,19	35 Nijman, Bart
9	40	7,65	5,2288	41,5225	83,04	57 Josi, Oliver
10	40	7,79	5,1348	40,7763	81,55	38 Jacobsen, Jostein
11	38	7,43	5,1144	40,6144	81,23	52 Bieri, Patrick
12	38	7,62	4,9869	39,6017	79,20	47 Gyllenberg, Rasmus
13	46	9,59	4,7967	38,0911	76,18	48 Wendelklint, Tony
14	44	9,22	4,7722	37,8972	75,79	27 Bjølverud, Bjørn
15	44	9,35	4,7059	37,3702	74,74	21 Andersson, Jörgen
16	48	10,76	4,4610	35,4253	70,85	39 Svendsen, Kjetil S.
17	36	8,28	4,3478	34,5269	69,05	29 Wolff, Ebbe
18	38	8,77	4,3330	34,4087	68,82	41 Andersson, Jörgen K.
19	46	10,65	4,3192	34,2999	68,60	42 Blok, Rindert
20	45	10,43	4,3145	34,2620	68,52	60 Semmler, Stefan
21	44	10,26	4,2885	34,0557	68,11	72 de Vries, John
22	40	9,51	4,2061	33,4014	66,80	24 Husum, Dag
23	34	8,16	4,1667	33,0882	66,18	28 Voss, Rene
24	38	9,17	4,1439	32,9078	65,82	67 Gersby, Anders
25	42	10,29	4,0816	32,4130	64,83	50 Svensson, Björn
26	40	9,82	4,0733	32,3470	64,69	69 Almqvist, Jim
27	38	9,34	4,0685	32,3089	64,62	2 Weisinger, Mark
28	38	9,39	4,0469	32,1368	64,27	40 Klose, Jens
29	42	10,39	4,0423	32,1010	64,20	46 Back, Christer
30	50	12,73	3,9277	31,1908	62,38	25 van der Woerd, Kees
31	46	12,06	3,8143	30,2897	60,58	8 Leth-Espensen, Jan
32	36	9,47	3,8015	30,1882	60,38	36 Almås, Robert
33	36	9,50	3,7895	30,0929	60,19	4 Andersen, Mads
34	42	11,24	3,7367	29,6734	59,35	9 Houwaart, Evert
35	46	12,46	3,6918	29,3173	58,63	43 Larsson, Peter
36	40	11,07	3,6134	28,6944	57,39	13 Rømer, Jack
37	44	12,75	3,4510	27,4048	54,81	33 Vuorinen, Juha-Pekka
38	34	10,02	3,3932	26,9461	53,89	17 Hakestam, Peter
39	34	10,94	3,1079	24,6801	49,36	54 Royseland, Johan
40	42	14,11	2,9766	23,6378	47,28	10 Lammerts, Mick
41	50	17,38	2,8769	22,8457	45,69	55 Forslund, Tony
42	38	13,66	2,7818	22,0911	44,18	32 Leischner, Christian
43	32	11,99	2,6689	21,1941	42,39	53 Rühmkorf, Ingo
44	36	15,00	2,4000	19,0588	38,12	18 Rogmann, Jürgen
45	24	12,63	1,9002	15,0901	30,18	71 Groen, Dick
46	30	17,13	1,7513	13,9075	27,81	14 Løye, Michael

OPEN SEMI-AUTO -- Overall Stage Results

Danish Open IPSC Rifle 2010

Printed oktober 17, 2010 at 17:40



Stage 7 -- Stage 7

	PTS	TIME	HIT FACTOR	STAGE POINTS	STAGE PERCENT	COMPETITOR # Name
47	9	11,14	0,8079	6,4157	12,83	7 Rohlen, Anders
48	34	62,00	0,5484	4,3548	8,71	20 Normann, Cathrine

STANDARD SEMI-AUTO -- Overall Stage Results

Danish Open IPSC Rifle 2010

Printed oktober 17, 2010 at 17:40



Stage 7 -- Stage 7

	PTS	TIME	HIT FACTOR	STAGE POINTS	STAGE PERCENT	COMPETITOR # Name
1	40	9,36	4,2735	50,0000	100,00	26 Salvesen, Per erik
2	44	10,41	4,2267	49,4524	98,90	11 Idland, Sverre
3	42	10,06	4,1750	48,8469	97,69	45 Riste, Mika
4	42	10,37	4,0501	47,3867	94,77	61 Bos, Leon
5	48	12,16	3,9474	46,1842	92,37	64 Hyryläinen, Isto
6	48	13,08	3,6697	42,9358	85,87	30 Vortisch, Hans-Christian
7	44	12,05	3,6515	42,7220	85,44	62 Hassel, Jostein
8	42	11,98	3,5058	41,0184	82,04	56 van Uitert, John
9	36	10,48	3,4351	40,1908	80,38	37 Hintz, Bastian
10	42	12,70	3,3071	38,6929	77,39	23 Spoerner, Oliver
11	40	13,59	2,9433	34,4371	68,87	22 Jensen, Christian Ditle
12	32	11,18	2,8623	33,4884	66,98	34 Lehto, Mikko
13	36	14,02	2,5678	30,0428	60,09	51 Hubig, Steffen
14	30	12,28	2,4430	28,5831	57,17	63 Hofman, Jan
15	40	23,71	1,6871	19,7385	39,48	66 Pedersen, Finn

STANDARD MANUAL -- Overall Stage Results

Danish Open IPSC Rifle 2010

Printed oktober 17, 2010 at 17:40



Stage 7 -- Stage 7

	PTS	TIME	HIT FACTOR	STAGE POINTS	STAGE PERCENT	COMPETITOR # Name
1	27	33,67	0,8019	50,0000	100,00	76 Jensen, Per

OPEN SEMI-AUTO -- Overall Stage Results

Danish Open IPSC Rifle 2010

Printed oktober 17, 2010 at 17:40




Stage 8 -- Stage 8

	PTS	TIME	HIT FACTOR	STAGE POINTS	STAGE PERCENT	COMPETITOR # Name
1	90	21,00	4,2857	100,0000	100,00	19 Rommen, Kristian
2	98	25,86	3,7896	88,4249	88,42	44 Kaislaranta, Mikael
3	97	25,77	3,7641	87,8282	87,83	73 Salen, Kenneeth
4	96	26,51	3,6213	84,4964	84,50	72 de Vries, John
5	90	25,11	3,5842	83,6320	83,63	27 Bjølverud, Bjørn
6	92	26,04	3,5330	82,4373	82,44	52 Bieri, Patrick
7	94	26,66	3,5259	82,2706	82,27	28 Voss, Rene
8	98	29,50	3,3220	77,5141	77,51	24 Husum, Dag
9	100	31,67	3,1576	73,6765	73,68	39 Svendsen, Kjetil S.
10	90	28,89	3,1153	72,6895	72,69	15 Groenewegen, Mark Robin
11	100	32,81	3,0479	71,1165	71,12	57 Josi, Oliver
12	88	29,54	2,9790	69,5103	69,51	54 Royseland, Johan
13	94	32,16	2,9229	68,2007	68,20	69 Almqvist, Jim
14	86	29,62	2,9034	67,7470	67,75	35 Nijman, Bart
15	86	29,67	2,8986	67,6329	67,63	21 Andersson, Jörgen
16	86	29,78	2,8878	67,3830	67,38	7 Rohlen, Anders
17	76	26,72	2,8443	66,3673	66,37	38 Jacobsen, Jostein
18	86	30,70	2,8013	65,3637	65,36	6 Nielsen, Kim Snerup
19	90	33,06	2,7223	63,5209	63,52	47 Gyllenberg, Rasmus
20	92	35,34	2,6033	60,7433	60,74	33 Vuorinen, Juha-Pekka
21	82	31,60	2,5949	60,5485	60,55	42 Blok, Rindert
22	88	34,26	2,5686	59,9338	59,93	9 Houwaart, Evert
23	82	32,85	2,4962	58,2445	58,24	20 Normann, Cathrine
24	100	40,10	2,4938	58,1879	58,19	25 van der Woerd, Kees
25	84	33,73	2,4904	58,1085	58,11	3 Hagemann, Lars
26	90	36,35	2,4759	57,7717	57,77	4 Andersen, Mads
27	82	33,91	2,4182	56,4239	56,42	58 Steiger, Thomas
28	92	39,28	2,3422	54,6504	54,65	40 Klose, Jens
29	82	35,79	2,2911	53,4600	53,46	36 Almås, Robert
30	98	42,85	2,2870	53,3644	53,36	53 Rühmkorf, Ingo
31	79	34,60	2,2832	53,2755	53,28	67 Gersby, Anders
32	94	42,81	2,1957	51,2341	51,23	43 Larsson, Peter
33	75	35,79	2,0956	48,8963	48,90	13 Rømer, Jack
34	98	47,21	2,0758	48,4361	48,44	60 Semmler, Stefan
35	88	44,92	1,9590	45,7109	45,71	48 Wendelklint, Tony
36	88	47,94	1,8356	42,8313	42,83	32 Leischner, Christian
37	94	53,16	1,7682	41,2591	41,26	8 Leth-Espensen, Jan
38	57	32,54	1,7517	40,8728	40,87	29 Wolff, Ebbe
39	63	41,25	1,5273	35,6364	35,64	17 Hakestam, Peter
40	88	58,57	1,5025	35,0578	35,06	2 Weisinger, Mark
41	92	61,56	1,4945	34,8711	34,87	55 Forslund, Tony
42	84	58,18	1,4438	33,6886	33,69	14 Løye, Michael
43	86	61,61	1,3959	32,5705	32,57	5 Mc Evilly, Bryan
44	79	57,62	1,3711	31,9912	31,99	50 Svensson, Björn
45	54	41,33	1,3066	30,4863	30,49	10 Lammerts, Mick
46	68	59,42	1,1444	26,7026	26,70	71 Groen, Dick

OPEN SEMI-AUTO -- Overall Stage Results

Danish Open IPSC Rifle 2010

Printed oktober 17, 2010 at 17:40



Stage 8 -- Stage 8

	PTS	TIME	HIT FACTOR	STAGE POINTS	STAGE PERCENT	COMPETITOR # Name
47	40	36,41	1,0986	25,6340	25,63	46 Back, Christer
48	59	80,20	0,7357	17,1654	17,17	18 Rogmann, Jürgen
49	27	37,45	0,7210	16,8224	16,82	41 Andersson, Jörgen K.
50	0	27,60	0,0000	0,0000	0,00	75 Helmersen, Jesper

STANDARD SEMI-AUTO -- Overall Stage Results

Danish Open IPSC Rifle 2010

Printed oktober 17, 2010 at 17:40



Stage 8 -- Stage 8

	PTS	TIME	HIT FACTOR	STAGE POINTS	STAGE PERCENT	COMPETITOR # Name
1	92	27,62	3,3309	100,0000	100,00	64 Hyryläinen, Isto
2	92	33,01	2,7870	83,6716	83,67	11 Idland, Sverre
3	90	42,47	2,1191	63,6204	63,62	23 Spoerner, Oliver
4	92	48,40	1,9008	57,0661	57,07	26 Salvesen, Per erik
5	76	44,01	1,7269	51,8439	51,84	61 Bos, Leon
6	84	51,57	1,6289	48,9010	48,90	22 Jensen, Christian Ditle
7	43	29,21	1,4721	44,1950	44,19	45 Riste, Mika
8	68	54,00	1,2593	37,8052	37,81	34 Lehto, Mikko
9	67	54,20	1,2362	37,1117	37,11	62 Hassel, Jostein
10	51	59,53	0,8567	25,7199	25,72	51 Hubig, Steffen
11	68	89,80	0,7572	22,7336	22,73	30 Vortisch, Hans-Christian
12	20	52,38	0,3818	11,4631	11,46	37 Hintz, Bastian
13	16	44,55	0,3591	10,7822	10,78	63 Hofman, Jan
14	14	62,70	0,2233	6,7034	6,70	56 van Uitert, John
15	0	106,00	0,0000	0,0000	0,00	66 Pedersen, Finn

STANDARD MANUAL -- Overall Stage Results

Danish Open IPSC Rifle 2010

Printed oktober 17, 2010 at 17:40



Stage 8 -- Stage 8

	PTS	TIME	HIT FACTOR	STAGE POINTS	STAGE PERCENT	COMPETITOR # Name
1	49	90,93	0,5389	100,0000	100,00	76 Jensen, Per

OPEN SEMI-AUTO -- Overall Stage Results**Danish Open IPSC Rifle 2010**

Printed oktober 17, 2010 at 17:40

**Stage 9 -- Stage 9**

	PTS	TIME	HIT FACTOR	STAGE POINTS	STAGE PERCENT	COMPETITOR # Name
1	134	37,93	3,5328	150,0000	100,00	19 Rommen, Kristian
2	140	43,34	3,2303	137,1540	91,44	27 Bjølverud, Bjørn
3	125	44,27	2,8236	119,8864	79,92	21 Andersson, Jörgen
4	150	54,48	2,7533	116,9024	77,93	57 Josi, Oliver
5	138	52,13	2,6472	112,3985	74,93	72 de Vries, John
6	140	53,67	2,6085	110,7556	73,84	7 Rohlen, Anders
7	125	48,28	2,5891	109,9289	73,29	38 Jacobsen, Jostein
8	148	59,35	2,4937	105,8791	70,59	39 Svendsen, Kjetil S.
9	130	52,68	2,4677	104,7772	69,85	52 Bieri, Patrick
10	134	54,63	2,4529	104,1461	69,43	47 Gyllenberg, Rasmus
11	148	60,90	2,4302	103,1843	68,79	15 Groenewegen, Mark Robin
12	110	45,28	2,4293	103,1468	68,76	73 Salen, Kenneeth
13	132	54,61	2,4171	102,6292	68,42	24 Husum, Dag
14	127	54,74	2,3201	98,5073	65,67	35 Nijman, Bart
15	146	63,42	2,3021	97,7453	65,16	68 van Gessel, Claud
16	136	59,34	2,2919	97,3107	64,87	6 Nielsen, Kim Snerup
17	136	64,14	2,1204	90,0283	60,02	42 Blok, Rindert
18	127	60,13	2,1121	89,6772	59,78	28 Voss, Rene
19	121	58,96	2,0522	87,1359	58,09	67 Gersby, Anders
20	134	65,49	2,0461	86,8759	57,92	25 van der Woerd, Kees
21	125	61,92	2,0187	85,7133	57,14	69 Almqvist, Jim
22	138	68,36	2,0187	85,7129	57,14	10 Lammerts, Mick
23	128	65,08	1,9668	83,5087	55,67	54 Royseland, Johan
24	124	63,70	1,9466	82,6517	55,10	17 Hakestam, Peter
25	130	67,83	1,9166	81,3750	54,25	29 Wolff, Ebbe
26	128	67,19	1,9050	80,8862	53,92	44 Kaislaranta, Mikael
27	136	71,90	1,8915	80,3118	53,54	9 Houwaart, Evert
28	142	76,45	1,8574	78,8643	52,58	46 Back, Christer
29	134	72,39	1,8511	78,5951	52,40	13 Rømer, Jack
30	100	55,26	1,8096	76,8349	51,22	20 Normann, Cathrine
31	140	78,37	1,7864	75,8486	50,57	40 Klose, Jens
32	136	77,79	1,7483	74,2309	49,49	53 Rühmkorf, Ingo
33	123	74,14	1,6590	70,4404	46,96	33 Vuorinen, Juha-Pekka
34	111	67,61	1,6418	69,7078	46,47	43 Larsson, Peter
35	140	91,82	1,5247	64,7381	43,16	4 Andersen, Mads
36	100	68,80	1,4535	61,7136	41,14	36 Almås, Robert
37	123	88,89	1,3837	58,7518	39,17	48 Wendelklint, Tony
38	146	106,20	1,3748	58,3711	38,91	50 Svensson, Björn
39	138	102,50	1,3463	57,1643	38,11	55 Forslund, Tony
40	100	74,50	1,3423	56,9919	37,99	60 Semmler, Stefan
41	138	103,14	1,3380	56,8095	37,87	2 Weisinger, Mark
42	130	98,22	1,3236	56,1969	37,46	75 Helmersen, Jesper
43	140	106,64	1,3128	55,7413	37,16	14 Løye, Michael
44	118	93,06	1,2680	53,8379	35,89	32 Leischner, Christian
45	140	149,79	0,9346	39,6839	26,46	8 Leth-Espensen, Jan
46	111	126,18	0,8797	37,3510	24,90	71 Groen, Dick

OPEN SEMI-AUTO -- Overall Stage Results

Danish Open IPSC Rifle 2010

Printed oktober 17, 2010 at 17:40



Stage 9 -- Stage 9

	PTS	TIME	HIT FACTOR	STAGE POINTS	STAGE PERCENT	COMPETITOR # Name
47	121	150,67	0,8031	34,0979	22,73	5 Mc Evilly, Bryan
48	40	52,27	0,7653	32,4920	21,66	3 Hagemann, Lars
49	81	110,70	0,7317	31,0675	20,71	18 Rogmann, Jürgen
50	28	84,19	0,3326	14,1210	9,41	58 Steiger, Thomas
51	43	155,00	0,2774	11,7789	7,85	74 Zarzycki, Athur
52	45	164,90	0,2729	11,5867	7,72	41 Andersson, Jörgen K.

STANDARD SEMI-AUTO -- Overall Stage Results

Danish Open IPSC Rifle 2010

Printed oktober 17, 2010 at 17:40



Stage 9 -- Stage 9

	PTS	TIME	HIT FACTOR	STAGE POINTS	STAGE PERCENT	COMPETITOR # Name
1	134	55,04	2,4346	150,0000	100,00	64 Hyryläinen, Isto
2	140	57,79	2,4226	149,2589	99,51	45 Riste, Mika
3	128	60,50	2,1157	130,3525	86,90	23 Spoerner, Oliver
4	128	63,75	2,0078	123,7071	82,47	26 Salvesen, Per erik
5	121	63,50	1,9055	117,4023	78,27	11 Idland, Sverre
6	130	107,10	1,2138	74,7857	49,86	22 Jensen, Christian Ditle
7	132	111,70	1,1817	72,8091	48,54	61 Bos, Leon
8	92	141,60	0,6497	40,0304	26,69	37 Hintz, Bastian
9	82	150,00	0,5467	33,6812	22,45	51 Hubig, Steffen
10	119	221,60	0,5370	33,0858	22,06	56 van Uitert, John
11	78	147,50	0,5288	32,5812	21,72	34 Lehto, Mikko
12	59	207,50	0,2843	17,5186	11,68	62 Hassel, Jostein
13	29	270,60	0,1072	6,6029	4,40	66 Pedersen, Finn
14	11	174,49	0,0630	3,8841	2,59	30 Vortisch, Hans-Christian
15	0	122,40	0,0000	0,0000	0,00	63 Hofman, Jan

STANDARD MANUAL -- Overall Stage Results

Danish Open IPSC Rifle 2010

Printed oktober 17, 2010 at 17:40



Stage 9 -- Stage 9

	PTS	TIME	HIT FACTOR	STAGE POINTS	STAGE PERCENT	COMPETITOR # Name
1	0	136,70	0,0000	0,0000	0,00	76 Jensen, Per

OPEN SEMI-AUTO -- Overall Stage Results**Danish Open IPSC Rifle 2010**

Printed oktober 17, 2010 at 17:40

**Stage 10 -- Stage 10**

	PTS	TIME	HIT FACTOR	STAGE POINTS	STAGE PERCENT	COMPETITOR # Name
1	114	26,65	4,2777	115,0000	100,00	73 Salen, Kenneeth
2	115	27,83	4,1322	111,0900	96,60	28 Voss, Rene
3	115	29,18	3,9411	105,9504	92,13	57 Josi, Oliver
4	109	28,67	3,8019	102,2090	88,88	47 Gyllenberg, Rasmus
5	103	27,97	3,6825	98,9999	86,09	44 Kaislaranta, Mikael
6	115	31,23	3,6824	98,9956	86,08	24 Husum, Dag
7	111	30,80	3,6039	96,8863	84,25	21 Andersson, Jörgen
8	111	33,09	3,3545	90,1813	78,42	46 Back, Christer
9	103	30,95	3,3279	89,4678	77,80	19 Rommen, Kristian
10	107	32,34	3,3086	88,9475	77,35	4 Andersen, Mads
11	113	35,46	3,1867	85,6702	74,50	72 de Vries, John
12	101	31,82	3,1741	85,3319	74,20	54 Royseland, Johan
13	113	35,87	3,1503	84,6910	73,64	39 Svendsen, Kjetil S.
14	113	36,20	3,1215	83,9190	72,97	35 Nijman, Bart
15	111	36,33	3,0553	82,1387	71,42	15 Groenewegen, Mark Robin
16	115	38,97	2,9510	79,3337	68,99	9 Houwaart, Evert
17	111	37,98	2,9226	78,5703	68,32	52 Bieri, Patrick
18	109	38,23	2,8512	76,6500	66,65	38 Jacobsen, Jostein
19	113	41,86	2,6995	72,5721	63,11	3 Hagemann, Lars
20	105	39,11	2,6847	72,1758	62,76	36 Almås, Robert
21	99	37,69	2,6267	70,6154	61,40	67 Gersby, Anders
22	113	43,07	2,6236	70,5332	61,33	42 Blok, Rindert
23	109	42,68	2,5539	68,6582	59,70	58 Steiger, Thomas
24	97	39,08	2,4821	66,7279	58,02	32 Leischner, Christian
25	115	47,49	2,4216	65,1007	56,61	55 Forslund, Tony
26	112	47,21	2,3724	63,7785	55,46	60 Semmler, Stefan
27	107	47,18	2,2679	60,9700	53,02	41 Andersson, Jörgen K.
28	113	50,00	2,2600	60,7573	52,83	33 Vuorinen, Juha-Pekka
29	111	50,24	2,2094	59,3969	51,65	6 Nielsen, Kim Snerup
30	96	43,58	2,2028	59,2208	51,50	69 Almqvist, Jim
31	111	51,03	2,1752	58,4773	50,85	50 Svensson, Björn
32	69	31,94	2,1603	58,0770	50,50	27 Bjølverud, Bjørn
33	113	52,47	2,1536	57,8972	50,35	25 van der Woerd, Kees
34	84	40,43	2,0777	55,8555	48,57	40 Klose, Jens
35	80	38,57	2,0742	55,7610	48,49	53 Rühmkorf, Ingo
36	87	42,24	2,0597	55,3714	48,15	20 Normann, Cathrine
37	113	56,72	1,9922	53,5590	46,57	48 Wendelklint, Tony
38	105	53,04	1,9796	53,2201	46,28	75 Helmersen, Jesper
39	107	57,18	1,8713	50,3072	43,75	10 Lammerts, Mick
40	111	60,41	1,8374	49,3974	42,95	13 Rømer, Jack
41	107	59,70	1,7923	48,1836	41,90	8 Leth-Espensen, Jan
42	78	47,33	1,6480	44,3045	38,53	17 Hakestam, Peter
43	97	60,34	1,6076	43,2172	37,58	2 Weisinger, Mark
44	95	59,67	1,5921	42,8014	37,22	29 Wolff, Ebbe
45	94	60,18	1,5620	41,9919	36,51	43 Larsson, Peter
46	95	77,26	1,2296	33,0567	28,74	14 Løye, Michael

OPEN SEMI-AUTO -- Overall Stage Results

Danish Open IPSC Rifle 2010

Printed oktober 17, 2010 at 17:40



Stage 10 -- Stage 10

	PTS	TIME	HIT FACTOR	STAGE POINTS	STAGE PERCENT	COMPETITOR # Name
47	93	90,58	1,0267	27,6020	24,00	18 Rogmann, Jürgen
48	72	78,28	0,9198	24,7270	21,50	71 Groen, Dick
49	19	30,82	0,6165	16,5734	14,41	7 Rohlen, Anders

STANDARD SEMI-AUTO -- Overall Stage Results

Danish Open IPSC Rifle 2010

Printed oktober 17, 2010 at 17:40



Stage 10 -- Stage 10

	PTS	TIME	HIT FACTOR	STAGE POINTS	STAGE PERCENT	COMPETITOR # Name
1	115	35,97	3,1971	115,0000	100,00	45 Riste, Mika
2	109	38,35	2,8422	102,2355	88,90	11 Idland, Sverre
3	113	41,89	2,6975	97,0306	84,37	23 Spoerner, Oliver
4	103	38,58	2,6698	96,0319	83,51	64 Hyyryläinen, Isto
5	109	47,79	2,2808	82,0408	71,34	26 Salvesen, Per erik
6	109	54,52	1,9993	71,9136	62,53	62 Hassel, Jostein
7	99	55,59	1,7809	64,0588	55,70	56 van Uitert, John
8	107	66,69	1,6044	57,7116	50,18	30 Vortisch, Hans-Christian
9	115	73,37	1,5674	56,3793	49,03	22 Jensen, Christian Ditle
10	101	70,14	1,4400	51,7960	45,04	34 Lehto, Mikko
11	99	75,50	1,3113	47,1660	41,01	51 Hubig, Steffen
12	111	109,10	1,0174	36,5964	31,82	61 Bos, Leon
13	86	88,41	0,9727	34,9895	30,43	63 Hofman, Jan
14	103	110,50	0,9321	33,5286	29,16	37 Hintz, Bastian
15	92	125,80	0,7313	26,3056	22,87	66 Pedersen, Finn

STANDARD MANUAL -- Overall Stage Results

Danish Open IPSC Rifle 2010

Printed oktober 17, 2010 at 17:40



Stage 10 -- Stage 10

	PTS	TIME	HIT FACTOR	STAGE POINTS	STAGE PERCENT	COMPETITOR # Name
1	0	103,40	0,0000	0,0000	0,00	76 Jensen, Per

OPEN SEMI-AUTO -- Overall Stage Results**Danish Open IPSC Rifle 2010**

Printed oktober 17, 2010 at 17:40

**Stage 11 -- Stage 11**

	PTS	TIME	HIT FACTOR	STAGE POINTS	STAGE PERCENT	COMPETITOR # Name
1	178	41,69	4,2696	180,0000	100,00	44 Kaislaranta, Mikael
2	178	44,14	4,0326	170,0091	94,45	67 Gersby, Anders
3	176	46,21	3,8087	160,5688	89,20	39 Svendsen, Kjetil S.
4	164	43,11	3,8042	160,3800	89,10	38 Jacobsen, Jostein
5	168	44,61	3,7660	158,7674	88,20	58 Steiger, Thomas
6	174	46,39	3,7508	158,1282	87,85	21 Andersson, Jörgen
7	164	43,74	3,7494	158,0700	87,82	29 Wolff, Ebbe
8	174	47,09	3,6951	155,7776	86,54	73 Salen, Kenneeth
9	176	48,21	3,6507	153,9076	85,50	24 Husum, Dag
10	166	45,87	3,6189	152,5681	84,76	57 Josi, Oliver
11	178	50,18	3,5472	149,5456	83,08	69 Almqvist, Jim
12	152	44,27	3,4335	144,7500	80,42	54 Roysland, Johan
13	172	50,65	3,3959	143,1639	79,54	43 Larsson, Peter
14	146	44,17	3,3054	139,3509	77,42	47 Gyllenberg, Rasmus
15	154	47,12	3,2683	137,7843	76,55	72 de Vries, John
16	156	48,17	3,2385	136,5313	75,85	28 Voss, Rene
17	180	55,82	3,2247	135,9462	75,53	15 Groenewegen, Mark Robin
18	176	54,90	3,2058	135,1527	75,08	13 Rømer, Jack
19	174	55,46	3,1374	132,2677	73,48	35 Nijman, Bart
20	160	51,03	3,1354	132,1840	73,44	52 Bieri, Patrick
21	143	46,43	3,0799	129,8440	72,14	19 Rommen, Kristian
22	137	45,22	3,0296	127,7245	70,96	3 Hagemann, Lars
23	158	56,27	2,8079	118,3763	65,76	9 Houwaart, Evert
24	150	54,16	2,7696	116,7608	64,87	32 Leischner, Christian
25	152	54,92	2,7677	116,6803	64,82	36 Almås, Robert
26	134	48,42	2,7675	116,6714	64,82	20 Normann, Cathrine
27	163	62,49	2,6084	109,9668	61,09	33 Vuorinen, Juha-Pekka
28	168	65,33	2,5716	108,4129	60,23	48 Wendelklint, Tony
29	162	63,09	2,5678	108,2527	60,14	27 Bjølverud, Bjørn
30	125	50,41	2,4797	104,5388	58,08	40 Klose, Jens
31	149	60,61	2,4583	103,6398	57,58	75 Helmersen, Jesper
32	172	70,33	2,4456	103,1032	57,28	55 Forslund, Tony
33	141	58,98	2,3906	100,7857	55,99	17 Hakestam, Peter
34	176	73,70	2,3881	100,6768	55,93	4 Andersen, Mads
35	141	59,20	2,3818	100,4111	55,78	60 Semmler, Stefan
36	158	69,47	2,2744	95,8836	53,27	50 Svensson, Björn
37	153	69,44	2,2033	92,8894	51,61	42 Blok, Rindert
38	151	68,91	2,1913	92,3802	51,32	6 Nielsen, Kim Snerup
39	147	70,09	2,0973	88,4190	49,12	8 Leth-Espensen, Jan
40	129	62,28	2,0713	87,3224	48,51	14 Løye, Michael
41	141	71,02	1,9854	83,6995	46,50	46 Back, Christer
42	117	61,45	1,9040	80,2691	44,59	53 Rühmkorf, Ingo
43	96	53,86	1,7824	75,1431	41,75	25 van der Woerd, Kees
44	136	76,87	1,7692	74,5876	41,44	41 Andersson, Jörgen K.
45	154	88,08	1,7484	73,7102	40,95	2 Weisinger, Mark
46	152	93,03	1,6339	68,8819	38,27	7 Rohlen, Anders

OPEN SEMI-AUTO -- Overall Stage Results

Danish Open IPSC Rifle 2010

Printed oktober 17, 2010 at 17:40



Stage 11 -- Stage 11

	PTS	TIME	HIT FACTOR	STAGE POINTS	STAGE PERCENT	COMPETITOR # Name
47	118	74,55	1,5828	66,7296	37,07	10 Lammerts, Mick
48	152	100,79	1,5081	63,5785	35,32	18 Rogmann, Jürgen
49	84	120,98	0,6943	29,2718	16,26	71 Groen, Dick

STANDARD SEMI-AUTO -- Overall Stage Results

Danish Open IPSC Rifle 2010

Printed oktober 17, 2010 at 17:40



Stage 11 -- Stage 11

	PTS	TIME	HIT FACTOR	STAGE POINTS	STAGE PERCENT	COMPETITOR # Name
1	178	50,41	3,5310	180,0000	100,00	45 Riste, Mika
2	158	50,83	3,1084	158,4551	88,03	26 Salvesen, Per erik
3	172	58,40	2,9452	150,1360	83,41	11 Idland, Sverre
4	168	57,94	2,8996	147,8087	82,12	23 Spoerner, Oliver
5	140	48,32	2,8974	147,6965	82,05	64 Hyryläinen, Isto
6	168	64,32	2,6119	133,1473	73,97	22 Jensen, Christian Ditle
7	170	73,76	2,3048	117,4890	65,27	62 Hassel, Jostein
8	116	51,87	2,2364	114,0016	63,33	61 Bos, Leon
9	127	67,29	1,8874	96,2105	53,45	56 van Uitert, John
10	144	88,29	1,6310	83,1419	46,19	34 Lehto, Mikko
11	158	103,54	1,5260	77,7890	43,22	51 Hubig, Steffen
12	148	107,26	1,3798	70,3385	39,08	37 Hintz, Bastian
13	145	118,81	1,2204	62,2134	34,56	66 Pedersen, Finn
14	96	120,83	0,7945	40,5010	22,50	30 Vortisch, Hans-Christian
15	52	102,17	0,5090	25,9447	14,41	63 Hofman, Jan

STANDARD MANUAL -- Overall Stage Results

Danish Open IPSC Rifle 2010

Printed oktober 17, 2010 at 17:40



Stage 11 -- Stage 11

	PTS	TIME	HIT FACTOR	STAGE POINTS	STAGE PERCENT	COMPETITOR # Name
1	138	147,03	0,9386	180,0000	100,00	76 Jensen, Per

OPEN SEMI-AUTO -- Overall Stage Results**Danish Open IPSC Rifle 2010**

Printed oktober 17, 2010 at 17:40

**Stage 12 -- Stage 12**

	PTS	TIME	HIT FACTOR	STAGE POINTS	STAGE PERCENT	COMPETITOR # Name
1	78	26,29	2,9669	90,0000	100,00	19 Rommen, Kristian
2	80	28,98	2,7605	83,7394	93,04	44 Kaislaranta, Mikael
3	78	32,15	2,4261	73,5956	81,77	6 Nielsen, Kim Snerup
4	78	32,87	2,3730	71,9836	79,98	27 Bjølverud, Bjørn
5	78	35,91	2,1721	65,8897	73,21	39 Svendsen, Kjetil S.
6	66	31,21	2,1147	64,1488	71,28	52 Bieri, Patrick
7	81	38,95	2,0796	63,0835	70,09	73 Salen, Kenneeth
8	86	41,80	2,0574	62,4109	69,35	69 Almqvist, Jim
9	65	34,51	1,8835	57,1356	63,48	32 Leischner, Christian
10	80	42,68	1,8744	56,8596	63,18	15 Groenewegen, Mark Robin
11	65	36,27	1,7921	54,3631	60,40	57 Josi, Oliver
12	84	47,05	1,7853	54,1574	60,17	25 van der Woerd, Kees
13	84	47,39	1,7725	53,7689	59,74	43 Larsson, Peter
14	76	43,82	1,7344	52,6114	58,46	53 Rühmkorf, Ingo
15	90	52,61	1,7107	51,8935	57,66	50 Svensson, Björn
16	67	40,27	1,6638	50,4698	56,08	47 Gyllenberg, Rasmus
17	84	51,67	1,6257	49,3150	54,79	35 Nijman, Bart
18	68	41,84	1,6252	49,3010	54,78	58 Steiger, Thomas
19	53	32,84	1,6139	48,9566	54,40	54 Royseland, Johan
20	70	43,42	1,6122	48,9043	54,34	28 Voss, Rene
21	74	47,79	1,5484	46,9714	52,19	17 Hakestam, Peter
22	67	43,28	1,5481	46,9598	52,18	10 Lammerts, Mick
23	61	40,02	1,5242	46,2372	51,37	72 de Vries, John
24	76	50,28	1,5115	45,8518	50,95	46 Back, Christer
25	65	44,02	1,4766	44,7921	49,77	9 Houwaart, Evert
26	78	53,78	1,4504	43,9959	48,88	24 Husum, Dag
27	60	41,80	1,4354	43,5425	48,38	4 Andersen, Mads
28	52	36,87	1,4104	42,7827	47,54	21 Andersson, Jörgen
29	56	43,33	1,2924	39,2047	43,56	7 Rohlen, Anders
30	76	61,60	1,2338	37,4258	41,58	14 Løye, Michael
31	61	50,04	1,2190	36,9786	41,09	40 Klose, Jens
32	46	38,19	1,2045	36,5382	40,60	38 Jacobsen, Jostein
33	56	48,56	1,1532	34,9823	38,87	13 Rømer, Jack
34	68	59,46	1,1436	34,6915	38,55	8 Leth-Espensen, Jan
35	50	45,96	1,0879	33,0011	36,67	55 Forslund, Tony
36	55	51,28	1,0725	32,5352	36,15	29 Wolff, Ebbe
37	44	42,88	1,0261	31,1269	34,59	33 Vuorinen, Juha-Pekka
38	54	54,99	0,9820	29,7885	33,10	36 Almås, Robert
39	76	81,18	0,9362	28,3990	31,55	48 Wendelklint, Tony
40	47	53,31	0,8816	26,7441	29,72	60 Semmler, Stefan
41	61	94,68	0,6443	19,5438	21,72	2 Weisinger, Mark
42	51	88,01	0,5795	17,5783	19,53	18 Rogmann, Jürgen
43	16	40,59	0,3942	11,9575	13,29	20 Normann, Cathrine
44	27	76,97	0,3508	10,6410	11,82	67 Gersby, Anders
45	12	34,59	0,3469	10,5237	11,69	41 Andersson, Jörgen K.
46	11	38,21	0,2879	8,7328	9,70	3 Hagemann, Lars

OPEN SEMI-AUTO -- Overall Stage Results

Danish Open IPSC Rifle 2010

Printed oktober 17, 2010 at 17:40




Stage 12 -- Stage 12

	PTS	TIME	HIT FACTOR	STAGE POINTS	STAGE PERCENT	COMPETITOR # Name
47	0	74,17	0,0000	0,0000	0,00	71 Groen, Dick
48	0	40,97	0,0000	0,0000	0,00	42 Blok, Rindert

STANDARD SEMI-AUTO -- Overall Stage Results

Danish Open IPSC Rifle 2010

Printed oktober 17, 2010 at 17:40



Stage 12 -- Stage 12

	PTS	TIME	HIT FACTOR	STAGE POINTS	STAGE PERCENT	COMPETITOR # Name
1	80	27,27	2,9336	90,0000	100,00	45 Riste, Mika
2	78	27,17	2,8708	88,0730	97,86	64 Hyryläinen, Isto
3	78	29,85	2,6131	80,1656	89,07	26 Salvesen, Per erik
4	82	40,54	2,0227	62,0537	68,95	11 Idland, Sverre
5	88	51,51	1,7084	52,4118	58,24	22 Jensen, Christian Ditle
6	70	42,51	1,6467	50,5178	56,13	61 Bos, Leon
7	74	48,84	1,5152	46,4830	51,65	23 Spoerner, Oliver
8	70	51,50	1,3592	41,6993	46,33	56 van Uitert, John
9	62	55,63	1,1145	34,1917	37,99	34 Lehto, Mikko
10	54	68,93	0,7834	24,0338	26,70	62 Hassel, Jostein
11	57	72,96	0,7813	23,9678	26,63	51 Hubig, Steffen
12	17	74,29	0,2288	7,0203	7,80	37 Hintz, Bastian
13	4	195,54	0,0205	0,6276	0,70	66 Pedersen, Finn
14	0	97,97	0,0000	0,0000	0,00	63 Hofman, Jan
15	0	89,56	0,0000	0,0000	0,00	30 Vortisch, Hans-Christian

OPEN SEMI-AUTO -- Overall Stage Results**Danish Open IPSC Rifle 2010**

Printed oktober 17, 2010 at 17:40

**Stage 13 -- Stage 13**

	PTS	TIME	HIT FACTOR	STAGE POINTS	STAGE PERCENT	COMPETITOR # Name
1	83	22,60	3,6726	85,0000	100,00	44 Kaislaranta, Mikael
2	75	22,44	3,3422	77,3549	91,01	19 Rommen, Kristian
3	81	26,38	3,0705	71,0656	83,61	39 Svendsen, Kjetil S.
4	79	25,78	3,0644	70,9240	83,44	72 de Vries, John
5	79	25,90	3,0502	70,5954	83,05	35 Nijman, Bart
6	77	25,33	3,0399	70,3566	82,77	47 Gyllenberg, Rasmus
7	79	26,58	2,9722	68,7894	80,93	38 Jacobsen, Jostein
8	83	28,65	2,8970	67,0506	78,88	57 Josi, Oliver
9	83	28,92	2,8700	66,4246	78,15	73 Salen, Kenneeth
10	83	28,93	2,8690	66,4017	78,12	42 Blok, Rindert
11	81	28,26	2,8662	66,3380	78,04	15 Groenewegen, Mark Robin
12	79	27,72	2,8499	65,9604	77,60	21 Andersson, Jörgen
13	81	28,59	2,8332	65,5723	77,14	29 Wolff, Ebbe
14	81	28,74	2,8184	65,2300	76,74	58 Steiger, Thomas
15	77	27,93	2,7569	63,8071	75,07	67 Gersby, Anders
16	83	31,25	2,6560	61,4720	72,32	4 Andersen, Mads
17	79	32,19	2,4542	56,8009	66,82	25 van der Woerd, Kees
18	79	32,51	2,4300	56,2418	66,17	54 Royseland, Johan
19	71	29,74	2,3874	55,2544	65,01	24 Husum, Dag
20	73	30,81	2,3694	54,8379	64,52	36 Almås, Robert
21	65	27,63	2,3525	54,4480	64,06	28 Voss, Rene
22	71	30,31	2,3425	54,2153	63,78	52 Bieri, Patrick
23	75	32,40	2,3148	53,5754	63,03	43 Larsson, Peter
24	75	32,63	2,2985	53,1978	62,59	40 Klose, Jens
25	85	37,26	2,2813	52,7990	62,12	69 Almqvist, Jim
26	73	32,33	2,2580	52,2596	61,48	17 Hakestam, Peter
27	77	34,31	2,2442	51,9421	61,11	13 Rømer, Jack
28	77	34,64	2,2229	51,4472	60,53	53 Rühmkorf, Ingo
29	81	36,46	2,2216	51,4183	60,49	9 Houwaart, Evert
30	75	35,59	2,1073	48,7733	57,38	68 van Gessel, Claud
31	79	38,43	2,0557	47,5780	55,97	32 Leischner, Christian
32	56	27,29	2,0520	47,4935	55,87	46 Back, Christer
33	73	36,40	2,0055	46,4163	54,61	14 Løye, Michael
34	83	41,54	1,9981	46,2446	54,41	55 Forslund, Tony
35	56	30,07	1,8623	43,1026	50,71	20 Normann, Cathrine
36	83	45,12	1,8395	42,5754	50,09	50 Svensson, Björn
37	67	37,34	1,7943	41,5288	48,86	7 Rohlen, Anders
38	75	42,26	1,7747	41,0753	48,32	33 Vuorinen, Juha-Pekka
39	64	36,20	1,7680	40,9186	48,14	3 Hagemann, Lars
40	75	42,50	1,7647	40,8434	48,05	27 Bjølverud, Bjørn
41	77	45,04	1,7096	39,5678	46,55	10 Lammerts, Mick
42	75	48,54	1,5451	35,7611	42,07	48 Wendelklint, Tony
43	75	53,62	1,3987	32,3731	38,09	2 Weisinger, Mark
44	71	53,33	1,3313	30,8131	36,25	71 Groen, Dick
45	69	55,86	1,2352	28,5889	33,63	41 Andersson, Jörgen K.
46	78	65,59	1,1892	27,5237	32,38	60 Semmler, Stefan

OPEN SEMI-AUTO -- Overall Stage Results

Danish Open IPSC Rifle 2010

Printed oktober 17, 2010 at 17:40




Stage 13 -- Stage 13

	PTS	TIME	HIT FACTOR	STAGE POINTS	STAGE PERCENT	COMPETITOR # Name
47	65	81,11	0,8014	18,5476	21,82	18 Rogmann, Jürgen
48	3	45,20	0,0664	1,5361	1,81	8 Leth-Espensen, Jan
49	0	26,43	0,0000	0,0000	0,00	6 Nielsen, Kim Snerup

STANDARD SEMI-AUTO -- Overall Stage Results

Danish Open IPSC Rifle 2010

Printed oktober 17, 2010 at 17:40



Stage 13 -- Stage 13

	PTS	TIME	HIT FACTOR	STAGE POINTS	STAGE PERCENT	COMPETITOR # Name
1	79	25,60	3,0859	85,0000	100,00	64 Hyryläinen, Isto
2	79	26,36	2,9970	82,5493	97,12	45 Riste, Mika
3	75	25,70	2,9183	80,3822	94,57	26 Salvesen, Per erik
4	83	31,51	2,6341	72,5540	85,36	23 Spoerner, Oliver
5	85	38,42	2,2124	60,9387	71,69	11 Idland, Sverre
6	67	32,94	2,0340	56,0251	65,91	61 Bos, Leon
7	77	41,02	1,8771	51,7043	60,83	56 van Uitert, John
8	79	46,20	1,7100	47,0996	55,41	22 Jensen, Christian Ditle
9	71	48,74	1,4567	40,1240	47,20	62 Hassel, Jostein
10	54	60,56	0,8917	24,5606	28,89	34 Lehto, Mikko
11	74	94,53	0,7828	21,5622	25,37	66 Pedersen, Finn
12	50	88,28	0,5664	15,6005	18,35	51 Hubig, Steffen
13	24	49,06	0,4892	13,4746	15,85	37 Hintz, Bastian
14	3	56,68	0,0529	1,4579	1,72	63 Hofman, Jan
15	0	89,20	0,0000	0,0000	0,00	30 Vortisch, Hans-Christian

OPEN SEMI-AUTO -- Overall Stage Results**Danish Open IPSC Rifle 2010**

Printed oktober 17, 2010 at 17:40


**Stage 14 -- Stage 14**

	PTS	TIME	HIT FACTOR	STAGE POINTS	STAGE PERCENT	COMPETITOR # Name
1	50	8,77	5,7013	50,0000	100,00	44 Kaislaranta, Mikael
2	48	9,71	4,9434	43,3532	86,71	19 Rommen, Kristian
3	50	10,17	4,9164	43,1170	86,23	21 Andersson, Jörgen
4	48	10,07	4,7666	41,8034	83,61	54 Royseland, Johan
5	44	9,37	4,6958	41,1825	82,36	68 van Gessel, Claud
6	50	11,36	4,4014	38,6004	77,20	52 Bieri, Patrick
7	48	10,98	4,3716	38,3388	76,68	38 Jacobsen, Jostein
8	48	11,09	4,3282	37,9585	75,92	57 Josi, Oliver
9	46	11,12	4,1367	36,2788	72,56	72 de Vries, John
10	44	10,70	4,1121	36,0636	72,13	41 Andersson, Jörgen K.
11	50	12,27	4,0750	35,7376	71,48	15 Groenewegen, Mark Robin
12	48	11,86	4,0472	35,4941	70,99	24 Husum, Dag
13	50	12,82	3,9002	34,2044	68,41	28 Voss, Rene
14	50	13,32	3,7538	32,9204	65,84	29 Wolff, Ebbe
15	48	12,82	3,7441	32,8362	65,67	47 Gyllenberg, Rasmus
16	50	13,48	3,7092	32,5297	65,06	69 Almqvist, Jim
17	48	13,11	3,6613	32,1098	64,22	58 Steiger, Thomas
18	50	13,84	3,6127	31,6835	63,37	73 Salen, Kenneeth
19	50	13,87	3,6049	31,6150	63,23	50 Svensson, Björn
20	50	13,92	3,5920	31,5014	63,00	43 Larsson, Peter
21	48	13,44	3,5714	31,3214	62,64	20 Normann, Cathrine
22	50	14,04	3,5613	31,2322	62,46	42 Blok, Rindert
23	50	14,18	3,5261	30,9238	61,85	53 Rühmkorf, Ingo
24	48	13,84	3,4682	30,4162	60,83	35 Nijman, Bart
25	50	14,48	3,4530	30,2831	60,57	36 Almås, Robert
26	50	14,66	3,4106	29,9113	59,82	32 Leischner, Christian
27	50	15,03	3,3267	29,1750	58,35	55 Forslund, Tony
28	48	14,55	3,2990	28,9320	57,86	25 van der Woerd, Kees
29	38	11,56	3,2872	28,8287	57,66	39 Svendsen, Kjetil S.
30	50	15,46	3,2342	28,3635	56,73	6 Nielsen, Kim Snerup
31	48	14,97	3,2064	28,1202	56,24	67 Gersby, Anders
32	50	16,26	3,0750	26,9680	53,94	9 Houwaart, Evert
33	50	16,29	3,0694	26,9184	53,84	10 Lammerts, Mick
34	50	16,54	3,0230	26,5115	53,02	40 Klose, Jens
35	34	11,66	2,9160	25,5729	51,15	3 Hagemann, Lars
36	48	16,96	2,8302	24,8208	49,64	13 Rømer, Jack
37	46	16,56	2,7778	24,3611	48,72	14 Løye, Michael
38	50	19,09	2,6192	22,9701	45,94	48 Wendelklint, Tony
39	50	19,32	2,5880	22,6967	45,39	46 Back, Christer
40	48	19,05	2,5197	22,0976	44,20	7 Rohlen, Anders
41	40	19,65	2,0356	17,8524	35,70	4 Andersen, Mads
42	48	27,10	1,7712	15,5336	31,07	71 Groen, Dick
43	25	14,97	1,6700	14,6460	29,29	17 Hakestam, Peter
44	50	31,54	1,5853	13,9030	27,81	27 Bjølverud, Bjørn
45	50	37,88	1,3200	11,5760	23,15	8 Leth-Espensen, Jan
46	40	36,12	1,1074	9,7121	19,42	2 Weisinger, Mark

OPEN SEMI-AUTO -- Overall Stage Results

Danish Open IPSC Rifle 2010

Printed oktober 17, 2010 at 17:40



Stage 14 -- Stage 14

PTS	TIME	HIT FACTOR	STAGE POINTS	STAGE PERCENT	COMPETITOR # Name	
47	25	26,73	0,9353	8,2024	16,40	18 Rogmann, Jürgen
48	13	20,38	0,6379	5,5942	11,19	33 Vuorinen, Juha-Pekka
49	0	20,87	0,0000	0,0000	0,00	60 Semmler, Stefan

STANDARD SEMI-AUTO -- Overall Stage Results

Danish Open IPSC Rifle 2010

Printed oktober 17, 2010 at 17:40



Stage 14 -- Stage 14

	PTS	TIME	HIT FACTOR	STAGE POINTS	STAGE PERCENT	COMPETITOR # Name
1	48	8,93	5,3751	50,0000	100,00	45 Riste, Mika
2	50	10,31	4,8497	45,1119	90,22	64 Hyryläinen, Isto
3	50	11,94	4,1876	38,9534	77,91	61 Bos, Leon
4	50	12,47	4,0096	37,2978	74,60	23 Spoerner, Oliver
5	50	13,68	3,6550	33,9988	68,00	56 van Uitert, John
6	50	15,29	3,2701	30,4188	60,84	11 Idland, Sverre
7	48	19,25	2,4935	23,1948	46,39	62 Hassel, Jostein
8	50	20,92	2,3901	22,2325	44,47	51 Hubig, Steffen
9	50	21,60	2,3148	21,5326	43,07	22 Jensen, Christian Ditle
10	35	16,47	2,1251	19,7676	39,54	63 Hofman, Jan
11	28	13,20	2,1212	19,7317	39,46	26 Salvesen, Per erik
12	50	26,59	1,8804	17,4917	34,98	37 Hintz, Bastian
13	40	21,45	1,8648	17,3465	34,69	34 Lehto, Mikko
14	50	29,94	1,6700	15,5345	31,07	30 Vortisch, Hans-Christian
15	50	31,86	1,5694	14,5984	29,20	66 Pedersen, Finn

Danish Open IPSC Rifle 2010

Printed oktober 17, 2010 at 17:40



Disqualified Shooters

<u>No.</u>	<u>Name</u>
------------	-------------

59	Kressibucher, Peter
----	---------------------

77	Andersen, Tim
----	---------------