

OPEN -- Overall Stage Results

Rooster Mountain 2010

Printed juli 18, 2010 at 23:30



Stage 1 -- stage 1

	PTS	TIME	HIT FACTOR	STAGE POINTS	STAGE PERCENT	COMPETITOR # Name
1	153	25,08	6,1005	160,0000	100,00	133 Kirsch, Saul
2	154	29,63	5,1974	136,3155	85,20	95 Deleu, Carl
3	149	30,57	4,8741	127,8342	79,90	62 Huttner, Eli
4	153	33,26	4,6001	120,6494	75,41	42 Kykkänen, Harri
5	109	28,52	3,8219	100,2382	62,65	22 Friberg, Glenn
6	153	41,90	3,6516	95,7709	59,86	102 Franta, Steen
7	142	39,03	3,6382	95,4214	59,64	119 Wallin, Joakim
8	117	34,91	3,3515	87,9007	54,94	32 Pantzer, Bernd
9	154	47,57	3,2373	84,9070	53,07	143 Svendsen, K.B.

STANDARD -- Overall Stage Results

Rooster Mountain 2010

Printed juli 18, 2010 at 23:30



Stage 1 -- stage 1

	PTS	TIME	HIT FACTOR	STAGE POINTS	STAGE PERCENT	COMPETITOR # Name
1	155	29,28	5,2937	160,0000	100,00	67 Bäckström, Mats O
2	150	28,40	5,2817	159,6365	99,77	109 Syversen, Lars
3	153	29,51	5,1847	156,7045	97,94	89 Thomsen, Christian
4	148	28,89	5,1229	154,8366	96,77	149 Birkjaer, Ulrik
5	151	29,89	5,0519	152,6899	95,43	122 Madsen, Bo Stampe
6	152	30,84	4,9287	148,9665	93,10	93 Jensen, Ralf K
7	141	29,83	4,7268	142,8648	89,29	110 Liljeström, Dan
8	150	32,13	4,6685	141,1042	88,19	55 Hirvikallio, Risto
9	157	33,63	4,6685	141,1017	88,19	81 Marjoniemi, Esa
10	140	30,32	4,6174	139,5591	87,22	127 Skoog, Lars-Tony
11	154	34,61	4,4496	134,4864	84,05	91 Lund, Bent
12	132	30,22	4,3680	132,0197	82,51	28 Dahlman, Roland
13	150	35,19	4,2626	128,8343	80,52	131 Kastell, Peter
14	148	34,97	4,2322	127,9162	79,95	121 Fristrup, Klaus
15	138	32,91	4,1933	126,7391	79,21	107 Ruohonen, Tony
16	154	37,76	4,0784	123,2674	77,04	38 Schieck, Peter
17	154	39,58	3,8909	117,5992	73,50	59 Pedersen, Finn
18	156	40,68	3,8348	115,9052	72,44	154 Madsen, Claus Nørby
19	130	34,06	3,8168	115,3607	72,10	128 Nielsen, Henrik F
20	152	42,28	3,5951	108,6596	67,91	53 Östling, Mikeal
21	140	39,18	3,5733	107,9998	67,50	34 Munk Andersen, Peter
22	156	43,83	3,5592	107,5753	67,23	96 Bach, Mads Peter
23	133	38,98	3,4120	103,1262	64,45	94 Tikkakoski, Mika
24	154	47,09	3,2703	98,8442	61,78	41 Hansen, Gert
25	150	46,25	3,2432	98,0255	61,27	88 Rigtrup, Jørgen
26	137	42,33	3,2365	97,8209	61,14	25 Dovland, Bjørn Atle
27	152	47,06	3,2299	97,6227	61,01	49 Løye, Michael
28	137	42,47	3,2258	97,4984	60,94	27 Fitzgerald, John
29	136	43,80	3,1050	93,8478	58,65	7 Rajchman, Jan
30	144	46,48	3,0981	93,6388	58,52	2 Bodé, Jan
31	133	43,26	3,0744	92,9233	58,08	65 Larsen, Morten
32	151	49,44	3,0542	92,3119	57,69	8 Andersen, Mads
33	131	43,03	3,0444	92,0151	57,51	117 Walleen, Sigurd
34	129	42,95	3,0035	90,7791	56,74	100 Samuelsen, Carsten
35	144	48,05	2,9969	90,5792	56,61	9 Lund, Tobias
36	146	51,52	2,8339	85,6518	53,53	10 Miklaheim, Fredrik
37	138	49,46	2,7901	84,3304	52,71	111 Lokkila, Heidi
38	148	54,22	2,7296	82,5014	51,56	76 Wiesinger, Mark
39	142	52,45	2,7073	81,8280	51,14	123 Agdestein, Bjørge
40	113	42,31	2,6708	80,7225	50,45	90 Årebråt, Per
41	110	42,05	2,6159	79,0653	49,42	99 Lindberg, Henrik
42	138	53,62	2,5737	77,7878	48,62	1 Bressendorff, Per
43	151	59,35	2,5442	76,8981	48,06	85 Hellström, Thomas
44	115	46,04	2,4978	75,4956	47,18	145 Andersen, Tim
45	112	45,54	2,4594	74,3335	46,46	17 Jensen, Hans Jørgen
46	103	42,16	2,4431	73,8407	46,15	70 Christensen, Claus

STANDARD -- Overall Stage Results

Rooster Mountain 2010

Printed juli 18, 2010 at 23:30



Stage 1 -- stage 1

	PTS	TIME	HIT FACTOR	STAGE POINTS	STAGE PERCENT	COMPETITOR # Name
47	117	48,57	2,4089	72,8077	45,50	153 Birketvedt, Espen
48	131	55,23	2,3719	71,6895	44,81	97 Hjørtnæs, Niels
49	154	66,90	2,3019	69,5751	43,48	146 Johansen, Finn
50	118	51,80	2,2780	68,8512	43,03	101 Mortensen, Rene
51	125	56,92	2,1961	66,3750	41,48	61 Nielsen, Jens Bo
52	132	60,62	2,1775	65,8139	41,13	92 Helmersen, Jesper
53	114	53,33	2,1376	64,6089	40,38	63 Larsen, Per Valentin
54	111	51,95	2,1367	64,5798	40,36	46 Törnqvist, Morgan
55	117	57,67	2,0288	61,3190	38,32	5 Holm, Kent
56	103	51,35	2,0058	60,6256	37,89	4 Flørnæs, Claudi
57	110	57,30	1,9197	58,0226	36,26	104 Pico, Steen
58	110	61,26	1,7956	54,2719	33,92	132 Andersen, Søren
59	146	81,93	1,7820	53,8604	33,66	69 Leth, Jan
60	80	50,45	1,5857	47,9279	29,95	83 Westerlund, Roger
61	120	79,54	1,5087	45,5990	28,50	129 Kristensen, Karsten
62	152	101,40	1,4990	45,3070	28,32	124 Jørdan, Boris
63	70	47,60	1,4706	44,4478	27,78	103 Kofod, Mikael
64	94	70,04	1,3421	40,5640	25,35	58 Suutarinen, Kalle
65	106	80,38	1,3187	39,8582	24,91	24 Øyvind, Dahl
66	0	29,76	0,0000	0,0000	0,00	141 Pedlow, Andrew
67	0	0,00	0,0000	0,0000	0,00	106 Thorkildsen, Mårten
68	0	55,60	0,0000	0,0000	0,00	14 Lund, Jess

PRODUCTION -- Overall Stage Results

Rooster Mountain 2010

Printed juli 18, 2010 at 23:30



Stage 1 -- stage 1

	PTS	TIME	HIT FACTOR	STAGE POINTS	STAGE PERCENT	COMPETITOR # Name
1	154	28,32	5,4379	160,0000	100,00	105 Momcilovic, Ljubisa
2	158	29,08	5,4333	159,8657	99,92	147 Gyllenberg, Rasmus
3	144	29,57	4,8698	143,2860	89,55	16 Hagemann, Lars
4	154	32,09	4,7990	141,2029	88,25	45 W. Larsen, Søren
5	156	33,39	4,6721	137,4677	85,92	43 Skaarer, Even
6	142	32,91	4,3148	126,9559	79,35	47 Tran, Faj
7	140	32,54	4,3024	126,5910	79,12	74 McKeown, Timo
8	150	36,18	4,1459	121,9875	76,24	120 Wennerbom, Anders
9	148	39,23	3,7726	111,0033	69,38	148 Wendelklint, Tony
10	127	36,81	3,4501	101,5150	63,45	18 SaxHøj, Ulrik
11	121	36,33	3,3306	97,9969	61,25	130 Erni, Martin
12	125	37,68	3,3174	97,6094	61,01	3 Henneberg, Claus
13	136	42,82	3,1761	93,4512	58,41	138 Zarzycki, Athur
14	122	38,64	3,1574	92,8999	58,06	19 Ditlev Jensen, Christian
15	148	47,14	3,1396	92,3772	57,74	108 Gustavsen, Trod
16	142	45,98	3,0883	90,8682	56,79	112 Roos, Gunnar
17	108	35,10	3,0769	90,5335	56,58	54 Johansen, Ronnie
18	136	45,26	3,0049	88,4132	55,26	139 Schuldt, Johan
19	148	52,77	2,8046	82,5215	51,58	113 Owe, Geir
20	129	48,49	2,6603	78,2763	48,92	52 Christesen, Christian
21	120	45,45	2,6403	77,6855	48,55	33 Murphy, Pat
22	134	51,22	2,6162	76,9764	48,11	36 Hein Møller, Erik
23	129	51,18	2,5205	74,1621	46,35	29 Terving, Theo
24	101	40,91	2,4688	72,6414	45,40	126 Stanley, Per
25	104	43,37	2,3980	70,5564	44,10	82 Stahnke, Claus
26	117	48,83	2,3961	70,5004	44,06	140 Gersby, Anders
27	138	60,07	2,2973	67,5949	42,25	115 Jensen, Anders Reffelt
28	146	66,39	2,1991	64,7057	40,44	116 Kristensen, Henrik H
29	91	43,37	2,0982	61,7369	38,59	56 Green, Martin
30	106	51,55	2,0563	60,5020	37,81	23 Bech, Henrik
31	106	53,75	1,9721	58,0256	36,27	152 Steen, Rudi
32	108	57,44	1,8802	55,3225	34,58	6 Low, Michael
33	117	62,83	1,8622	54,7913	34,24	137 Olsen, Dan Hejlemann
34	144	81,30	1,7712	52,1152	32,57	125 Skjoldager, Gert
35	67	39,73	1,6864	49,6191	31,01	78 Kalinen, Riku
36	57	53,83	1,0589	31,1561	19,47	72 Rickter, Ole
37	79	77,04	1,0254	30,1719	18,86	71 Schløsser-Møller, Erik
38	48	50,50	0,9505	27,9668	17,48	15 Andersen, Thomas
39	47	51,56	0,9116	26,8212	16,76	48 Sørensen, Jacob
40	5	77,65	0,0644	1,8946	1,18	50 Søliland, Tina
41	0	15,30	0,0000	0,0000	0,00	57 Andersen, Marius Wigen

REVOLVER (STANDARD) -- Overall Stage Results

Rooster Mountain 2010

Printed juli 18, 2010 at 23:30



Stage 1 -- stage 1

	PTS	TIME	HIT FACTOR	STAGE POINTS	STAGE PERCENT	COMPETITOR # Name
1	139	43,66	3,1837	160,0000	100,00	21 Eilertsen, Ole
2	149	48,74	3,0570	153,6348	96,02	150 Lindfors, Anders
3	151	49,72	3,0370	152,6282	95,39	144 Nilsson, Ola
4	156	52,16	2,9908	150,3059	93,94	114 Tiensuu, Roger
5	138	48,83	2,8261	142,0304	88,77	20 Lindskog, Olle
6	130	46,38	2,8029	140,8645	88,04	73 Pedersen, Kristian
7	150	56,64	2,6483	133,0935	83,18	11 Dahlbäck, Ola
8	131	60,17	2,1772	109,4158	68,38	35 Drange, Bjarte
9	75	71,14	1,0543	52,9830	33,11	98 Søndergaard, Erkki

OPEN -- Overall Stage Results

Rooster Mountain 2010

Printed juli 18, 2010 at 23:30



Stage 2 -- stage 2

	PTS	TIME	HIT FACTOR	STAGE POINTS	STAGE PERCENT	COMPETITOR # Name
1	73	11,28	6,4716	75,0000	100,00	102 Franta, Steen
2	72	11,82	6,0914	70,5931	94,12	95 Deleu, Carl
3	72	12,15	5,9259	68,6758	91,57	32 Pantzer, Bernd
4	73	12,33	5,9205	68,6131	91,48	62 Huttner, Eli
5	73	12,96	5,6327	65,2778	87,04	119 Wallin, Joakim
6	73	13,57	5,3795	62,3434	83,12	133 Kirsch, Saul
7	63	12,50	5,0400	58,4088	77,88	143 Svendsen, K.B.
8	60	16,65	3,6036	41,7623	55,68	42 Kykkänen, Harri
9	70	20,27	3,4534	40,0214	53,36	22 Friberg, Glenn

STANDARD -- Overall Stage Results

Rooster Mountain 2010

Printed juli 18, 2010 at 23:30



Stage 2 -- stage 2

	PTS	TIME	HIT FACTOR	STAGE POINTS	STAGE PERCENT	COMPETITOR # Name
1	73	11,08	6,5884	75,0000	100,00	89 Thomsen, Christian
2	72	11,03	6,5277	74,3079	99,08	122 Madsen, Bo Stampe
3	72	11,19	6,4343	73,2454	97,66	93 Jensen, Ralf K
4	73	11,43	6,3867	72,7034	96,94	67 Bäckström, Mats O
5	73	11,62	6,2823	71,5146	95,35	38 Schieck, Peter
6	72	11,47	6,2772	71,4574	95,28	149 Birkjaer, Ulrik
7	69	11,98	5,7596	65,5648	87,42	28 Dahlman, Roland
8	73	12,68	5,7571	65,5363	87,38	55 Hirvikallio, Risto
9	70	12,21	5,7330	65,2620	87,02	81 Marjoniemi, Esa
10	65	11,45	5,6769	64,6228	86,16	128 Nielsen, Henrik F
11	70	12,49	5,6045	63,7990	85,07	94 Tikkakoski, Mika
12	74	13,48	5,4896	62,4914	83,32	107 Ruohonen, Tony
13	73	14,10	5,1773	58,9362	78,58	154 Madsen, Claus Nørby
14	69	13,82	4,9928	56,8354	75,78	2 Bodé, Jan
15	69	14,56	4,7390	53,9468	71,93	46 Törnqvist, Morgan
16	73	15,46	4,7219	53,7516	71,67	10 Miklaheim, Fredrik
17	69	14,67	4,7035	53,5423	71,39	99 Lindberg, Henrik
18	67	14,29	4,6886	53,3729	71,16	34 Munk Andersen, Peter
19	69	14,84	4,6496	52,9290	70,57	101 Mortensen, Rene
20	71	15,43	4,6014	52,3806	69,84	41 Hansen, Gert
21	69	15,69	4,3977	50,0616	66,75	17 Jensen, Hans Jørgen
22	40	9,28	4,3103	49,0671	65,42	109 Syversen, Lars
23	67	15,59	4,2976	48,9223	65,23	70 Christensen, Claus
24	67	15,85	4,2271	48,1198	64,16	104 Pico, Steen
25	43	10,22	4,2074	47,8956	63,86	127 Skoog, Lars-Tony
26	67	15,96	4,1980	47,7881	63,72	129 Kristensen, Karsten
27	67	15,97	4,1954	47,7582	63,68	49 Løye, Michael
28	43	10,54	4,0797	46,4415	61,92	110 Liljeström, Dan
29	69	16,95	4,0708	46,3402	61,79	4 Flørnæs, Claudi
30	73	18,20	4,0110	45,6593	60,88	111 Lokkila, Heidi
31	68	17,13	3,9696	45,1887	60,25	85 Hellström, Thomas
32	65	16,59	3,9180	44,6011	59,47	91 Lund, Bent
33	59	15,06	3,9177	44,5970	59,46	59 Pedersen, Finn
34	65	16,73	3,8852	44,2278	58,97	96 Bach, Mads Peter
35	73	18,86	3,8706	44,0615	58,75	9 Lund, Tobias
36	58	15,12	3,8360	43,6671	58,22	141 Pedlow, Andrew
37	73	19,27	3,7883	43,1240	57,50	63 Larsen, Per Valentin
38	58	15,70	3,6943	42,0539	56,07	25 Dovland, Bjørn Atle
39	74	20,21	3,6616	41,6815	55,58	8 Andersen, Mads
40	54	15,01	3,5976	40,9535	54,60	117 Walleen, Sigurd
41	41	11,50	3,5652	40,5849	54,11	131 Kastell, Peter
42	67	18,84	3,5563	40,4829	53,98	88 Rigrtrup, Jørgen
43	61	18,17	3,3572	38,2167	50,96	83 Westerlund, Roger
44	71	21,28	3,3365	37,9809	50,64	146 Johansen, Finn
45	63	19,03	3,3106	37,6860	50,25	145 Andersen, Tim
46	43	13,25	3,2453	36,9429	49,26	90 Årebråt, Per

STANDARD -- Overall Stage Results

Rooster Mountain 2010

Printed juli 18, 2010 at 23:30



Stage 2 -- stage 2

	PTS	TIME	HIT FACTOR	STAGE POINTS	STAGE PERCENT	COMPETITOR # Name
47	60	18,65	3,2172	36,6227	48,83	61 Nielsen, Jens Bo
48	61	19,12	3,1904	36,3178	48,42	1 Bressendorff, Per
49	50	17,55	2,8490	32,4318	43,24	7 Rajchman, Jan
50	64	22,64	2,8269	32,1797	42,91	76 Wiesinger, Mark
51	69	24,82	2,7800	31,6465	42,20	123 Agdestein, Bjørge
52	39	14,21	2,7445	31,2427	41,66	14 Lund, Jess
53	46	17,42	2,6406	30,0599	40,08	103 Kofod, Mikael
54	37	14,36	2,5766	29,3309	39,11	132 Andersen, Søren
55	33	12,91	2,5562	29,0982	38,80	97 Hjortnæs, Niels
56	33	13,19	2,5019	28,4805	37,97	100 Samuelsen, Carsten
57	28	11,73	2,3870	27,1730	36,23	53 Östling, Mikeal
58	58	26,11	2,2214	25,2871	33,72	65 Larsen, Morten
59	28	12,81	2,1858	24,8821	33,18	121 Fristrup, Klaus
60	69	31,85	2,1664	24,6614	32,88	153 Birketvedt, Espen
61	31	17,09	1,8139	20,6489	27,53	92 Helmersen, Jesper
62	42	27,06	1,5521	17,6685	23,56	58 Suutarinen, Kalle
63	58	38,34	1,5128	17,2208	22,96	24 Øyvind, Dahl
64	39	32,36	1,2052	13,7194	18,29	124 Jørdan, Boris
65	18	21,04	0,8555	9,7388	12,99	69 Leth, Jan
66	12	16,54	0,7255	8,2589	11,01	27 Fitzgerald, John
67	8	25,80	0,3101	3,5298	4,71	5 Holm, Kent
68	0	0,00	0,0000	0,0000	0,00	106 Thorkildsen, Mårten

PRODUCTION -- Overall Stage Results

Rooster Mountain 2010

Printed juli 18, 2010 at 23:30



Stage 2 -- stage 2

	PTS	TIME	HIT FACTOR	STAGE POINTS	STAGE PERCENT	COMPETITOR # Name
1	69	9,87	6,9909	75,0000	100,00	105 Momcilovic, Ljubisa
2	69	11,80	5,8475	62,7330	83,64	147 Gyllenberg, Rasmus
3	65	11,75	5,5319	59,3478	79,13	16 Hagemann, Lars
4	69	13,25	5,2075	55,8679	74,49	45 W. Larsen, Søren
5	73	14,53	5,0241	53,8997	71,87	74 McKeown, Timo
6	69	14,45	4,7751	51,2284	68,30	139 Schuldt, Johan
7	54	11,34	4,7619	51,0870	68,12	47 Tran, Faj
8	58	12,30	4,7154	50,5885	67,45	43 Skaarer, Even
9	67	14,48	4,6271	49,6404	66,19	120 Wennerbom, Anders
10	59	13,19	4,4731	47,9884	63,98	33 Murphy, Pat
11	69	16,12	4,2804	45,9212	61,23	52 Christesen, Christian
12	56	13,56	4,1298	44,3055	59,07	19 Ditlev Jensen, Christian
13	69	16,99	4,0612	43,5697	58,09	108 Gustavsen, Trod
14	71	17,77	3,9955	42,8647	57,15	140 Gersby, Anders
15	63	17,95	3,5097	37,6535	50,20	138 Zarzycki, Athur
16	65	18,79	3,4593	37,1121	49,48	78 Kalinen, Riku
17	58	16,88	3,4360	36,8625	49,15	18 SaxHøj, Ulrik
18	43	13,20	3,2576	34,9481	46,60	130 Erni, Martin
19	73	22,42	3,2560	34,9314	46,58	56 Green, Martin
20	61	18,75	3,2533	34,9026	46,54	57 Andersen, Marius Wigen
21	54	16,60	3,2530	34,8992	46,53	112 Roos, Gunnar
22	75	23,06	3,2524	34,8924	46,52	116 Kristensen, Henrik H
23	59	18,20	3,2418	34,7784	46,37	148 Wendelklint, Tony
24	69	21,48	3,2123	34,4623	45,95	137 Olsen, Dan Hejlemann
25	48	14,96	3,2086	34,4222	45,90	115 Jensen, Anders Reffelt
26	56	17,90	3,1285	33,5633	44,75	54 Johansen, Ronnie
27	61	19,97	3,0546	32,7704	43,69	48 Sørensen, Jacob
28	61	19,99	3,0515	32,7376	43,65	82 Stahnke, Claus
29	56	19,72	2,8398	30,4657	40,62	3 Henneberg, Claus
30	52	18,45	2,8184	30,2368	40,32	126 Stanley, Per
31	58	20,75	2,7952	29,9874	39,98	152 Steen, Rudi
32	35	13,53	2,5868	27,7523	37,00	15 Andersen, Thomas
33	46	18,00	2,5556	27,4167	36,56	6 Low, Michael
34	52	20,73	2,5084	26,9112	35,88	29 Terving, Theo
35	54	21,84	2,4725	26,5259	35,37	113 Owe, Geir
36	41	17,12	2,3949	25,6927	34,26	23 Bech, Henrik
37	48	21,92	2,1898	23,4925	31,32	36 Hein Møller, Erik
38	54	25,85	2,0890	22,4111	29,88	125 Skjoldager, Gert
39	42	23,50	1,7872	19,1739	25,57	71 Schlösser-Møller, Erik
40	48	29,88	1,6064	17,2342	22,98	50 Søjland, Tina
41	33	20,76	1,5896	17,0536	22,74	72 Rickter, Ole

REVOLVER (STANDARD) -- Overall Stage Results

Rooster Mountain 2010

Printed juli 18, 2010 at 23:30



Stage 2 -- stage 2

	PTS	TIME	HIT FACTOR	STAGE POINTS	STAGE PERCENT	COMPETITOR # Name
1	74	17,43	4,2456	75,0000	100,00	21 Eilertsen, Ole
2	74	19,57	3,7813	66,7987	89,06	150 Lindfors, Anders
3	67	20,32	3,2972	58,2476	77,66	144 Nilsson, Ola
4	72	21,84	3,2967	58,2380	77,65	114 Tiensuu, Roger
5	75	23,31	3,2175	56,8389	75,79	35 Drange, Bjarte
6	67	21,54	3,1105	54,9485	73,26	98 Søndergaard, Erkki
7	56	21,09	2,6553	46,9071	62,54	73 Pedersen, Kristian
8	65	24,65	2,6369	46,5826	62,11	20 Lindskog, Olle
9	41	21,05	1,9477	34,4079	45,88	11 Dahlbäck, Ola

OPEN -- Overall Stage Results

Rooster Mountain 2010

Printed juli 18, 2010 at 23:30



Stage 3 -- stage 3

	PTS	TIME	HIT FACTOR	STAGE POINTS	STAGE PERCENT	COMPETITOR # Name
1	153	20,54	7,4489	160,0000	100,00	133 Kirsch, Saul
2	157	23,07	6,8054	146,1777	91,36	62 Huttner, Eli
3	147	24,40	6,0246	129,4066	80,88	102 Franta, Steen
4	128	22,01	5,8155	124,9162	78,07	22 Friberg, Glenn
5	147	26,82	5,4810	117,7301	73,58	119 Wallin, Joakim
6	150	27,66	5,4230	116,4845	72,80	42 Kykkänen, Harri
7	110	23,80	4,6218	99,2761	62,05	95 Deleu, Carl
8	126	27,47	4,5868	98,5237	61,58	32 Pantzer, Bernd
9	134	35,64	3,7598	80,7600	50,47	143 Svendsen, K.B.

STANDARD -- Overall Stage Results

Rooster Mountain 2010

Printed juli 18, 2010 at 23:30



Stage 3 -- stage 3

	PTS	TIME	HIT FACTOR	STAGE POINTS	STAGE PERCENT	COMPETITOR # Name
1	145	23,19	6,2527	160,0000	100,00	127 Skoog, Lars-Tony
2	142	22,74	6,2445	159,7904	99,87	109 Syversen, Lars
3	151	25,10	6,0159	153,9416	96,21	149 Birkjaer, Ulrik
4	148	25,28	5,8544	149,8088	93,63	93 Jensen, Ralf K
5	152	26,18	5,8060	148,5685	92,86	53 Östling, Mikeal
6	140	24,76	5,6543	144,6872	90,43	128 Nielsen, Henrik F
7	155	27,96	5,5436	141,8559	88,66	67 Bäckström, Mats O
8	148	27,03	5,4754	140,1098	87,57	81 Marjoniemi, Esa
9	147	27,04	5,4364	139,1116	86,94	107 Ruohonen, Tony
10	134	24,80	5,4032	138,2630	86,41	89 Thomsen, Christian
11	146	27,32	5,3441	136,7492	85,47	55 Hirvikallio, Risto
12	136	27,51	4,9437	126,5031	79,06	38 Schieck, Peter
13	143	29,66	4,8213	123,3723	77,11	131 Kastell, Peter
14	148	30,87	4,7943	122,6811	76,68	121 Fristrup, Klaus
15	111	24,11	4,6039	117,8090	73,63	122 Madsen, Bo Stampe
16	142	32,23	4,4058	112,7407	70,46	90 Årebråt, Per
17	121	28,27	4,2802	109,5248	68,45	110 Liljeström, Dan
18	148	35,09	4,2177	107,9272	67,45	96 Bach, Mads Peter
19	149	35,54	4,1925	107,2807	67,05	154 Madsen, Claus Nørby
20	142	34,72	4,0899	104,6553	65,41	101 Mortensen, Rene
21	135	33,01	4,0897	104,6504	65,41	99 Lindberg, Henrik
22	146	35,99	4,0567	103,8063	64,88	34 Munk Andersen, Peter
23	127	31,87	3,9849	101,9705	63,73	141 Pedlow, Andrew
24	110	27,76	3,9625	101,3972	63,37	28 Dahlman, Roland
25	124	32,15	3,8569	98,6946	61,68	91 Lund, Bent
26	148	38,83	3,8115	97,5320	60,96	94 Tikkakoski, Mika
27	144	38,33	3,7568	96,1339	60,08	104 Pico, Steen
28	126	33,59	3,7511	95,9872	59,99	59 Pedersen, Finn
29	125	33,36	3,7470	95,8819	59,93	117 Walleen, Sigurd
30	140	38,43	3,6430	93,2203	58,26	8 Andersen, Mads
31	139	38,51	3,6095	92,3621	57,73	27 Fitzgerald, John
32	121	34,31	3,5267	90,2438	56,40	100 Samuelsen, Carsten
33	116	33,72	3,4401	88,0285	55,02	153 Birketvedt, Espen
34	106	30,94	3,4260	87,6674	54,79	2 Bodé, Jan
35	144	42,12	3,4188	87,4836	54,68	76 Wiesinger, Mark
36	140	41,22	3,3964	86,9106	54,32	41 Hansen, Gert
37	130	38,60	3,3679	86,1805	53,86	49 Løye, Michael
38	104	31,11	3,3430	85,5433	53,46	97 Hjortnæs, Niels
39	125	38,40	3,2552	83,2974	52,06	25 Dovland, Bjørn Atle
40	140	44,04	3,1789	81,3455	50,84	61 Nielsen, Jens Bo
41	148	46,69	3,1698	81,1130	50,70	24 Øyvind, Dahl
42	122	38,78	3,1460	80,5016	50,31	10 Miklaheim, Fredrik
43	136	43,99	3,0916	79,1111	49,44	9 Lund, Tobias
44	119	39,72	2,9960	76,6638	47,91	88 Rigtrup, Jørgen
45	140	47,07	2,9743	76,1091	47,57	111 Lokkila, Heidi
46	89	30,50	2,9180	74,6694	46,67	63 Larsen, Per Valentin

STANDARD -- Overall Stage Results

Rooster Mountain 2010

Printed juli 18, 2010 at 23:30



Stage 3 -- stage 3

	PTS	TIME	HIT FACTOR	STAGE POINTS	STAGE PERCENT	COMPETITOR # Name
47	122	43,51	2,8040	71,7503	44,84	17 Jensen, Hans Jørgen
48	117	43,13	2,7127	69,4159	43,38	7 Rajchman, Jan
49	133	50,49	2,6342	67,4061	42,13	123 Agdestein, Bjørge
50	132	52,38	2,5200	64,4854	40,30	132 Andersen, Søren
51	125	54,38	2,2986	58,8198	36,76	1 Bressendorff, Per
52	99	46,63	2,1231	54,3279	33,95	129 Kristensen, Karsten
53	100	48,80	2,0492	52,4364	32,77	85 Hellström, Thomas
54	79	40,38	1,9564	50,0626	31,29	65 Larsen, Morten
55	85	44,04	1,9301	49,3883	30,87	145 Andersen, Tim
56	88	46,63	1,8872	48,2914	30,18	92 Helmersen, Jesper
57	62	35,16	1,7634	45,1227	28,20	14 Lund, Jess
58	156	94,20	1,6561	42,3766	26,49	146 Johansen, Finn
59	74	49,59	1,4922	38,1848	23,87	69 Leth, Jan
60	58	41,31	1,4040	35,9274	22,45	103 Kofod, Mikael
61	55	71,29	0,7715	19,7418	12,34	124 Jørdan, Boris
62	6	29,40	0,2041	5,2222	3,26	46 Törnqvist, Morgan
63	0	31,17	0,0000	0,0000	0,00	5 Holm, Kent
64	0	32,43	0,0000	0,0000	0,00	70 Christensen, Claus
65	0	41,00	0,0000	0,0000	0,00	58 Suutarinen, Kalle
66	0	40,59	0,0000	0,0000	0,00	83 Westerlund, Roger
67	0	0,00	0,0000	0,0000	0,00	106 Thorkildsen, Mårten
68	0	34,39	0,0000	0,0000	0,00	4 Flørnæs, Claudi

PRODUCTION -- Overall Stage Results

Rooster Mountain 2010

Printed juli 18, 2010 at 23:30



Stage 3 -- stage 3

	PTS	TIME	HIT FACTOR	STAGE POINTS	STAGE PERCENT	COMPETITOR # Name
1	146	23,05	6,3341	160,0000	100,00	105 Momcilovic, Ljubisa
2	144	24,49	5,8800	148,5292	92,83	147 Gyllenberg, Rasmus
3	150	27,89	5,3783	135,8566	84,91	74 McKeown, Timo
4	126	24,14	5,2196	131,8473	82,40	16 Hagemann, Lars
5	146	29,82	4,8960	123,6754	77,30	43 Skaarer, Even
6	125	26,10	4,7893	120,9783	75,61	47 Tran, Faj
7	134	32,13	4,1706	105,3494	65,84	18 SaxHøj, Ulrik
8	123	29,68	4,1442	104,6837	65,43	19 Ditlev Jensen, Christian
9	130	32,07	4,0536	102,3959	64,00	140 Gersby, Anders
10	140	35,33	3,9626	100,0973	62,56	52 Christesen, Christian
11	136	34,92	3,8946	98,3791	61,49	130 Erni, Martin
12	130	33,41	3,8911	98,2890	61,43	148 Wendelklint, Tony
13	142	37,45	3,7917	95,7799	59,86	108 Gustavsen, Trod
14	129	34,23	3,7686	95,1965	59,50	120 Wennerbom, Anders
15	142	39,65	3,5813	90,4655	56,54	112 Roos, Gunnar
16	109	33,89	3,2163	81,2443	50,78	33 Murphy, Pat
17	123	39,34	3,1266	78,9785	49,36	3 Henneberg, Claus
18	120	39,61	3,0295	76,5270	47,83	78 Kalinen, Riku
19	142	47,28	3,0034	75,8663	47,42	113 Owe, Geir
20	85	30,65	2,7732	70,0530	43,78	45 W. Larsen, Søren
21	89	34,23	2,6001	65,6782	41,05	139 Schuldt, Johan
22	114	45,56	2,5022	63,2061	39,50	116 Kristensen, Henrik H
23	103	42,51	2,4230	61,2046	38,25	126 Stanley, Per
24	77	35,38	2,1764	54,9757	34,36	6 Low, Michael
25	112	52,40	2,1374	53,9914	33,74	56 Green, Martin
26	130	61,27	2,1218	53,5961	33,50	152 Steen, Rudi
27	93	45,42	2,0476	51,7218	32,33	138 Zarzycki, Athur
28	115	58,04	1,9814	50,0505	31,28	125 Skjoldager, Gert
29	61	32,54	1,8746	47,3533	29,60	15 Andersen, Thomas
30	126	68,44	1,8410	46,5049	29,07	71 Schløsser-Møller, Erik
31	65	39,57	1,6427	41,4940	25,93	23 Bech, Henrik
32	62	38,79	1,5984	40,3748	25,23	115 Jensen, Anders Reffelt
33	74	47,52	1,5572	39,3363	24,59	57 Andersen, Marius Wigen
34	54	37,47	1,4412	36,4039	22,75	82 Stahnke, Claus
35	60	47,86	1,2537	31,6677	19,79	29 Terving, Theo
36	54	50,46	1,0702	27,0324	16,90	137 Olsen, Dan Hejlemann
37	0	33,44	0,0000	0,0000	0,00	48 Sørensen, Jacob
38	0	44,07	0,0000	0,0000	0,00	36 Hein Møller, Erik
39	0	58,69	0,0000	0,0000	0,00	50 Søliland, Tina
40	0	34,93	0,0000	0,0000	0,00	54 Johansen, Ronnie
41	0	35,49	0,0000	0,0000	0,00	72 Rickter, Ole

REVOLVER (STANDARD) -- Overall Stage Results

Rooster Mountain 2010

Printed juli 18, 2010 at 23:30



Stage 3 -- stage 3

	PTS	TIME	HIT FACTOR	STAGE POINTS	STAGE PERCENT	COMPETITOR # Name
1	130	36,28	3,5832	160,0000	100,00	21 Eilertsen, Ole
2	136	43,07	3,1577	140,9964	88,12	73 Pedersen, Kristian
3	152	52,19	2,9124	130,0470	81,28	114 Tiensuu, Roger
4	136	47,44	2,8668	128,0083	80,01	150 Lindfors, Anders
5	146	51,42	2,8394	126,7841	79,24	98 Søndergaard, Erkki
6	127	44,98	2,8235	126,0748	78,80	144 Nilsson, Ola
7	144	51,08	2,8191	125,8797	78,67	20 Lindskog, Olle
8	140	51,12	2,7387	122,2872	76,43	35 Drange, Bjarte
9	113	50,76	2,2262	99,4033	62,13	11 Dahlbäck, Ola

OPEN -- Overall Stage Results

Rooster Mountain 2010

Printed juli 18, 2010 at 23:30



Stage 4 -- stage 4

	PTS	TIME	HIT FACTOR	STAGE POINTS	STAGE PERCENT	COMPETITOR # Name
1	89	15,24	5,8399	95,0000	100,00	133 Kirsch, Saul
2	92	20,13	4,5703	74,3469	78,26	102 Franta, Steen
3	85	18,60	4,5699	74,3403	78,25	95 Deleu, Carl
4	89	19,79	4,4972	73,1581	77,01	42 Kykkänen, Harri
5	83	18,47	4,4938	73,1021	76,95	62 Huttner, Eli
6	88	20,68	4,2553	69,2230	72,87	32 Pantzer, Bernd
7	63	18,47	3,4109	55,4871	58,41	22 Friberg, Glenn
8	84	24,65	3,4077	55,4346	58,35	143 Svendsen, K.B.
9	79	26,02	3,0361	49,3899	51,99	119 Wallin, Joakim

STANDARD -- Overall Stage Results

Rooster Mountain 2010

Printed juli 18, 2010 at 23:30



Stage 4 -- stage 4

	PTS	TIME	HIT FACTOR	STAGE POINTS	STAGE PERCENT	COMPETITOR # Name
1	91	18,02	5,0499	95,0000	100,00	93 Jensen, Ralf K
2	91	18,19	5,0027	94,1121	99,07	127 Skoog, Lars-Tony
3	91	18,22	4,9945	93,9572	98,90	67 Bäckström, Mats O
4	93	18,94	4,9102	92,3719	97,23	107 Ruohonen, Tony
5	89	18,79	4,7366	89,1046	93,79	110 Liljeström, Dan
6	91	19,57	4,6500	87,4757	92,08	89 Thomsen, Christian
7	84	20,75	4,0482	76,1550	80,16	109 Syversen, Lars
8	85	21,25	4,0000	75,2484	79,21	91 Lund, Bent
9	77	19,96	3,8577	72,5717	76,39	55 Hirvikallio, Risto
10	87	22,63	3,8445	72,3222	76,13	2 Bodé, Jan
11	89	23,44	3,7969	71,4282	75,19	101 Mortensen, Rene
12	84	22,13	3,7958	71,4060	75,16	94 Tikkakoski, Mika
13	84	22,45	3,7416	70,3882	74,09	81 Marjoniemi, Esa
14	86	23,32	3,6878	69,3756	73,03	90 Årebråt, Per
15	90	24,64	3,6526	68,7130	72,33	141 Pedlow, Andrew
16	87	24,06	3,6160	68,0238	71,60	59 Pedersen, Finn
17	77	21,35	3,6066	67,8469	71,42	38 Schieck, Peter
18	65	18,11	3,5892	67,5199	71,07	149 Birkjaer, Ulrik
19	90	26,10	3,4483	64,8693	68,28	53 Östling, Mikeal
20	95	27,65	3,4358	64,6347	68,04	146 Johansen, Finn
21	89	26,44	3,3661	63,3236	66,66	61 Nielsen, Jens Bo
22	85	25,38	3,3491	63,0035	66,32	154 Madsen, Claus Nørby
23	85	25,47	3,3373	62,7808	66,09	49 Løye, Michael
24	60	18,21	3,2949	61,9838	65,25	128 Nielsen, Henrik F
25	66	21,03	3,1384	59,0394	62,15	131 Kastell, Peter
26	86	28,76	2,9903	56,2531	59,21	85 Hellström, Thomas
27	80	26,91	2,9729	55,9259	58,87	97 Hjortnæs, Niels
28	73	24,77	2,9471	55,4414	58,36	34 Munk Andersen, Peter
29	70	24,06	2,9094	54,7318	57,61	96 Bach, Mads Peter
30	71	24,71	2,8733	54,0533	56,90	8 Andersen, Mads
31	83	29,44	2,8193	53,0368	55,83	111 Lokkila, Heidi
32	76	27,07	2,8075	52,8156	55,60	9 Lund, Tobias
33	86	31,02	2,7724	52,1547	54,90	41 Hansen, Gert
34	81	29,90	2,7090	50,9625	53,64	24 Øyvind, Dahl
35	55	20,54	2,6777	50,3732	53,02	28 Dahlman, Roland
36	54	20,26	2,6654	50,1408	52,78	122 Madsen, Bo Stampe
37	71	26,73	2,6562	49,9685	52,60	25 Dovland, Bjørn Atle
38	82	31,07	2,6392	49,6489	52,26	1 Bressendorff, Per
39	82	31,20	2,6282	49,4420	52,04	104 Pico, Steen
40	83	32,26	2,5728	48,4006	50,95	145 Andersen, Tim
41	85	33,40	2,5449	47,8751	50,39	123 Agdestein, Bjørge
42	72	28,51	2,5254	47,5086	50,01	17 Jensen, Hans Jørgen
43	81	32,43	2,4977	46,9867	49,46	83 Westerlund, Roger
44	65	26,13	2,4876	46,7962	49,26	100 Samuelsen, Carsten
45	66	26,69	2,4728	46,5192	48,97	121 Fristrup, Klaus
46	64	25,94	2,4672	46,4138	48,86	46 Törnqvist, Morgan

STANDARD -- Overall Stage Results

Rooster Mountain 2010

Printed juli 18, 2010 at 23:30



Stage 4 -- stage 4

	PTS	TIME	HIT FACTOR	STAGE POINTS	STAGE PERCENT	COMPETITOR # Name
47	63	27,11	2,3239	43,7168	46,02	7 Rajchman, Jan
48	79	35,01	2,2565	42,4494	44,68	129 Kristensen, Karsten
49	60	27,53	2,1794	40,9998	43,16	10 Miklaheim, Fredrik
50	85	39,33	2,1612	40,6567	42,80	76 Wiesinger, Mark
51	71	33,24	2,1360	40,1823	42,30	69 Leth, Jan
52	68	35,58	1,9112	35,9534	37,85	70 Christensen, Claus
53	47	24,79	1,8959	35,6663	37,54	27 Fitzgerald, John
54	53	28,77	1,8422	34,6556	36,48	153 Birketvedt, Espen
55	60	32,77	1,8309	34,4439	36,26	88 Rigtrup, Jørgen
56	61	33,99	1,7946	33,7610	35,54	65 Larsen, Morten
57	44	25,91	1,6982	31,9464	33,63	99 Lindberg, Henrik
58	42	26,58	1,5801	29,7256	31,29	14 Lund, Jess
59	54	37,92	1,4241	26,7894	28,20	5 Holm, Kent
60	46	32,87	1,3995	26,3266	27,71	63 Larsen, Per Valentin
61	51	39,05	1,3060	24,5689	25,86	132 Andersen, Søren
62	42	32,16	1,3060	24,5680	25,86	92 Helmersen, Jesper
63	31	24,70	1,2551	23,6103	24,85	117 Walleen, Sigurd
64	63	51,20	1,2305	23,1477	24,37	124 Jørdan, Boris
65	25	29,88	0,8367	15,7397	16,57	103 Kofod, Mikael
66	36	46,63	0,7720	14,5236	15,29	58 Suutarinen, Kalle
67	13	30,72	0,4232	7,9608	8,38	4 Flørnæs, Claudi
68	0	0,00	0,0000	0,0000	0,00	106 Thorkildsen, Mårten

PRODUCTION -- Overall Stage Results

Rooster Mountain 2010

Printed juli 18, 2010 at 23:30



Stage 4 -- stage 4

	PTS	TIME	HIT FACTOR	STAGE POINTS	STAGE PERCENT	COMPETITOR # Name
1	91	18,40	4,9457	95,0000	100,00	147 Gyllenberg, Rasmus
2	87	20,00	4,3500	83,5582	87,96	16 Hagemann, Lars
3	83	21,84	3,8004	73,0005	76,84	74 McKeown, Timo
4	70	18,75	3,7333	71,7128	75,49	43 Skaarer, Even
5	85	23,89	3,5580	68,3444	71,94	15 Andersen, Thomas
6	73	20,70	3,5266	67,7411	71,31	47 Tran, Faj
7	81	23,27	3,4809	66,8634	70,38	33 Murphy, Pat
8	87	25,76	3,3773	64,8744	68,29	19 Ditlev Jensen, Christian
9	78	23,41	3,3319	64,0020	67,37	18 SaxHøj, Ulrik
10	83	25,00	3,3200	63,7732	67,13	82 Stahnke, Claus
11	87	26,83	3,2426	62,2872	65,57	3 Henneberg, Claus
12	87	28,24	3,0807	59,1772	62,29	78 Kalinen, Riku
13	83	26,99	3,0752	59,0711	62,18	108 Gustavsen, Trod
14	89	29,81	2,9856	57,3493	60,37	115 Jensen, Anders Reffelt
15	85	28,86	2,9453	56,5747	59,55	112 Roos, Gunnar
16	75	25,88	2,8980	55,6669	58,60	52 Christesen, Christian
17	64	22,46	2,8495	54,7356	57,62	45 W. Larsen, Søren
18	83	29,22	2,8405	54,5630	57,43	148 Wendelklint, Tony
19	73	25,95	2,8131	54,0363	56,88	6 Low, Michael
20	53	19,03	2,7851	53,4979	56,31	105 Momcilovic, Ljubisa
21	72	25,89	2,7810	53,4196	56,23	139 Schuldt, Johan
22	65	26,59	2,4445	46,9564	49,43	56 Green, Martin
23	79	32,79	2,4093	46,2792	48,71	113 Owe, Geir
24	67	29,18	2,2961	44,1052	46,43	23 Bech, Henrik
25	53	23,43	2,2621	43,4514	45,74	54 Johansen, Ronnie
26	60	30,55	1,9640	37,7259	39,71	36 Hein Møller, Erik
27	57	33,83	1,6849	32,3648	34,07	152 Steen, Rudi
28	36	21,96	1,6393	31,4898	33,15	120 Wennerbom, Anders
29	50	32,71	1,5286	29,3623	30,91	140 Gersby, Anders
30	59	44,38	1,3294	25,5367	26,88	125 Skjoldager, Gert
31	43	33,88	1,2692	24,3795	25,66	126 Stanley, Per
32	46	37,91	1,2134	23,3080	24,53	116 Kristensen, Henrik H
33	38	35,29	1,0768	20,6839	21,77	57 Andersen, Marius Wigen
34	38	44,52	0,8535	16,3956	17,26	71 Schløsser-Møller, Erik
35	30	40,25	0,7453	14,3171	15,07	72 Rickter, Ole
36	38	63,66	0,5969	11,4661	12,07	48 Sørensen, Jacob
37	11	56,25	0,1956	3,7564	3,95	138 Zarzycki, Athur
38	4	23,24	0,1721	3,3062	3,48	130 Erni, Martin
39	7	52,91	0,1323	2,5413	2,68	29 Terving, Theo
40	4	32,89	0,1216	2,3361	2,46	137 Olsen, Dan Hejlemann
41	0	40,10	0,0000	0,0000	0,00	50 Søiland, Tina

REVOLVER (STANDARD) -- Overall Stage Results

Rooster Mountain 2010

Printed juli 18, 2010 at 23:30



Stage 4 -- stage 4

	PTS	TIME	HIT FACTOR	STAGE POINTS	STAGE PERCENT	COMPETITOR # Name
1	88	26,16	3,3639	95,0000	100,00	150 Lindfors, Anders
2	90	27,46	3,2775	92,5594	97,43	21 Eilertsen, Ole
3	78	26,21	2,9760	84,0439	88,47	73 Pedersen, Kristian
4	79	27,99	2,8224	79,7082	83,90	20 Linskog, Olle
5	69	31,93	2,1610	61,0280	64,24	114 Tiensuu, Roger
6	68	34,77	1,9557	55,2310	58,14	35 Drange, Bjarte
7	65	33,89	1,9180	54,1652	57,02	144 Nilsson, Ola
8	65	35,80	1,8156	51,2754	53,97	11 Dahlbäck, Ola
9	68	41,79	1,6272	45,9531	48,37	98 Søndergaard, Erkki

OPEN -- Overall Stage Results

Rooster Mountain 2010

Printed juli 18, 2010 at 23:30



Stage 5 -- stage 5

	PTS	TIME	HIT FACTOR	STAGE POINTS	STAGE PERCENT	COMPETITOR # Name
1	68	16,90	4,0237	70,0000	100,00	133 Kirsch, Saul
2	65	17,70	3,6723	63,8875	91,27	42 Kykkänen, Harri
3	63	17,24	3,6543	63,5739	90,82	102 Franta, Steen
4	65	17,87	3,6374	63,2797	90,40	119 Wallin, Joakim
5	62	18,80	3,2979	57,3733	81,96	62 Huttner, Eli
6	49	17,45	2,8080	48,8513	69,79	95 Deleu, Carl
7	55	20,99	2,6203	45,5854	65,12	32 Pantzer, Bernd
8	47	18,57	2,5310	44,0313	62,90	22 Friberg, Glenn
9	48	25,81	1,8597	32,3541	46,22	143 Svendsen, K.B.

STANDARD -- Overall Stage Results

Rooster Mountain 2010

Printed juli 18, 2010 at 23:30



Stage 5 -- stage 5

	PTS	TIME	HIT FACTOR	STAGE POINTS	STAGE PERCENT	COMPETITOR # Name
1	68	17,48	3,8902	70,0000	100,00	93 Jensen, Ralf K
2	66	16,97	3,8892	69,9830	99,98	127 Skoog, Lars-Tony
3	67	17,55	3,8177	68,6955	98,14	89 Thomsen, Christian
4	68	18,33	3,7098	66,7540	95,36	122 Madsen, Bo Stampe
5	69	18,69	3,6918	66,4309	94,90	67 Bäckström, Mats O
6	66	19,34	3,4126	61,4070	87,72	110 Liljeström, Dan
7	68	20,24	3,3597	60,4545	86,36	109 Syversen, Lars
8	64	19,14	3,3438	60,1684	85,95	55 Hirvikallio, Risto
9	66	20,02	3,2967	59,3213	84,74	131 Kastell, Peter
10	60	18,21	3,2949	59,2887	84,70	28 Dahlman, Roland
11	67	20,40	3,2843	59,0983	84,43	149 Birkjaer, Ulrik
12	66	20,11	3,2819	59,0558	84,37	53 Östling, Mikeal
13	68	22,10	3,0769	55,3665	79,10	154 Madsen, Claus Nørby
14	68	22,93	2,9655	53,3624	76,23	96 Bach, Mads Peter
15	63	21,53	2,9261	52,6535	75,22	141 Pedlow, Andrew
16	68	23,76	2,8620	51,4983	73,57	41 Hansen, Gert
17	66	23,26	2,8375	51,0581	72,94	8 Andersen, Mads
18	66	23,47	2,8121	50,6013	72,29	2 Bodé, Jan
19	55	20,04	2,7445	49,3851	70,55	81 Marjoniemi, Esa
20	60	22,27	2,6942	48,4799	69,26	91 Lund, Bent
21	62	23,24	2,6678	48,0050	68,58	25 Dovland, Bjørn Atle
22	68	25,74	2,6418	47,5369	67,91	121 Fristrup, Klaus
23	62	23,48	2,6405	47,5143	67,88	117 Walleen, Sigurd
24	64	24,39	2,6240	47,2170	67,45	128 Nielsen, Henrik F
25	64	25,10	2,5498	45,8814	65,54	65 Larsen, Morten
26	67	26,28	2,5495	45,8754	65,54	111 Lokkila, Heidi
27	66	25,90	2,5483	45,8537	65,51	17 Jensen, Hans Jørgen
28	54	21,34	2,5305	45,5334	65,05	38 Schieck, Peter
29	68	26,91	2,5269	45,4701	64,96	85 Hellström, Thomas
30	60	24,22	2,4773	44,5767	63,68	59 Pedersen, Finn
31	54	22,23	2,4291	43,7104	62,44	46 Törnqvist, Morgan
32	56	23,12	2,4221	43,5844	62,26	99 Lindberg, Henrik
33	58	24,95	2,3246	41,8300	59,76	153 Birketvedt, Espen
34	56	24,13	2,3208	41,7601	59,66	107 Ruohonen, Tony
35	50	21,93	2,2800	41,0263	58,61	101 Mortensen, Rene
36	62	27,48	2,2562	40,5981	58,00	97 Hjortnæs, Niels
37	54	24,11	2,2397	40,3020	57,57	104 Pico, Steen
38	58	26,12	2,2205	39,9563	57,08	4 Flørnæs, Claudi
39	60	27,03	2,2198	39,9426	57,06	14 Lund, Jess
40	62	28,00	2,2143	39,8441	56,92	27 Fitzgerald, John
41	66	31,06	2,1249	38,2360	54,62	34 Munk Andersen, Peter
42	54	26,17	2,0634	37,1296	53,04	24 Øyvind, Dahl
43	60	29,32	2,0464	36,8229	52,60	103 Kofod, Mikael
44	60	29,50	2,0339	36,5982	52,28	88 Rigtrup, Jørgen
45	60	29,99	2,0007	36,0002	51,43	61 Nielsen, Jens Bo
46	60	30,64	1,9582	35,2365	50,34	1 Bressendorff, Per

STANDARD -- Overall Stage Results

Rooster Mountain 2010

Printed juli 18, 2010 at 23:30



Stage 5 -- stage 5

	PTS	TIME	HIT FACTOR	STAGE POINTS	STAGE PERCENT	COMPETITOR # Name
47	64	32,90	1,9453	35,0038	50,01	69 Leth, Jan
48	56	29,00	1,9310	34,7473	49,64	145 Andersen, Tim
49	70	37,45	1,8692	33,6339	48,05	146 Johansen, Finn
50	58	31,73	1,8279	32,8919	46,99	63 Larsen, Per Valentin
51	58	31,94	1,8159	32,6756	46,68	129 Kristensen, Karsten
52	45	24,99	1,8007	32,4024	46,29	7 Rajchman, Jan
53	57	32,67	1,7447	31,3947	44,85	123 Agdestein, Bjørge
54	62	36,92	1,6793	30,2176	43,17	92 Helmersen, Jesper
55	52	31,14	1,6699	30,0480	42,93	83 Westerlund, Roger
56	52	32,20	1,6149	29,0588	41,51	9 Lund, Tobias
57	43	26,95	1,5955	28,7105	41,01	132 Andersen, Søren
58	50	31,79	1,5728	28,3015	40,43	100 Samuelsen, Carsten
59	35	22,31	1,5688	28,2292	40,33	49 Løye, Michael
60	56	39,50	1,4177	25,5106	36,44	5 Holm, Kent
61	36	26,31	1,3683	24,6214	35,17	94 Tikkakoski, Mika
62	33	24,38	1,3536	24,3563	34,79	10 Miklaheim, Fredrik
63	48	36,53	1,3140	23,6441	33,78	90 Årebråt, Per
64	66	58,51	1,1280	20,2976	29,00	124 Jørdan, Boris
65	31	31,19	0,9939	17,8845	25,55	70 Christensen, Claus
66	30	30,37	0,9878	17,7749	25,39	76 Wiesinger, Mark
67	24	37,38	0,6421	11,5532	16,50	58 Suutarinen, Kalle
68	0	0,00	0,0000	0,0000	0,00	106 Thorkildsen, Mårten

PRODUCTION -- Overall Stage Results

Rooster Mountain 2010

Printed juli 18, 2010 at 23:30




Stage 5 -- stage 5

	PTS	TIME	HIT FACTOR	STAGE POINTS	STAGE PERCENT	COMPETITOR # Name
1	68	21,03	3,2335	70,0000	100,00	105 Momcilovic, Ljubisa
2	60	19,60	3,0612	66,2710	94,67	47 Tran, Faj
3	58	19,35	2,9974	64,8896	92,70	43 Skaarer, Even
4	64	21,51	2,9754	64,4122	92,02	45 W. Larsen, Søren
5	60	20,44	2,9354	63,5475	90,78	120 Wennerbom, Anders
6	58	19,78	2,9323	63,4790	90,68	16 Hagemann, Lars
7	64	22,66	2,8244	61,1432	87,35	139 Schuldt, Johan
8	62	22,05	2,8118	60,8711	86,96	33 Murphy, Pat
9	49	17,51	2,7984	60,5813	86,54	147 Gyllenberg, Rasmus
10	62	22,83	2,7157	58,7915	83,99	74 McKeown, Timo
11	68	25,78	2,6377	57,1024	81,57	23 Bech, Henrik
12	64	24,76	2,5848	55,9574	79,94	140 Gersby, Anders
13	64	26,15	2,4474	52,9830	75,69	130 Erni, Martin
14	64	28,08	2,2792	49,3414	70,49	112 Roos, Gunnar
15	54	23,77	2,2718	49,1805	70,26	148 Wendelklint, Tony
16	60	26,65	2,2514	48,7397	69,63	52 Christesen, Christian
17	50	24,14	2,0713	44,8395	64,06	15 Andersen, Thomas
18	70	35,64	1,9641	42,5196	60,74	152 Steen, Rudi
19	41	20,98	1,9542	42,3065	60,44	18 SaxHøj, Ulrik
20	64	32,94	1,9429	42,0615	60,09	78 Kalinen, Riku
21	56	28,91	1,9370	41,9342	59,91	115 Jensen, Anders Reffelt
22	52	27,28	1,9062	41,2655	58,95	36 Hein Møller, Erik
23	64	35,72	1,7917	38,7880	55,41	56 Green, Martin
24	55	31,27	1,7589	38,0770	54,40	113 Owe, Geir
25	39	22,60	1,7257	37,3581	53,37	19 Ditlev Jensen, Christian
26	56	33,19	1,6873	36,5266	52,18	29 Terving, Theo
27	41	24,56	1,6694	36,1396	51,63	6 Low, Michael
28	40	24,90	1,6064	34,7768	49,68	57 Andersen, Marius Wigen
29	50	31,32	1,5964	34,5602	49,37	48 Sørensen, Jacob
30	45	28,25	1,5929	34,4844	49,26	82 Stahnke, Claus
31	43	27,17	1,5826	34,2616	48,95	108 Gustavsen, Trod
32	62	42,32	1,4650	31,7157	45,31	125 Skjoldager, Gert
33	30	22,57	1,3292	28,7752	41,11	3 Henneberg, Claus
34	50	38,89	1,2857	27,8330	39,76	71 Schløsser-Møller, Erik
35	52	40,60	1,2808	27,7272	39,61	116 Kristensen, Henrik H
36	24	30,68	0,7823	16,9350	24,19	126 Stanley, Per
37	30	46,76	0,6416	13,8891	19,84	50 Søiland, Tina
38	17	35,00	0,4857	10,5150	15,02	72 Rickter, Ole
39	10	21,45	0,4662	10,0926	14,42	54 Johansen, Ronnie
40	16	39,23	0,4079	8,8294	12,61	138 Zarzycki, Athur
41	4	30,83	0,1297	2,8088	4,01	137 Olsen, Dan Hejlemann

REVOLVER (STANDARD) -- Overall Stage Results

Rooster Mountain 2010

Printed juli 18, 2010 at 23:30



Stage 5 -- stage 5

	PTS	TIME	HIT FACTOR	STAGE POINTS	STAGE PERCENT	COMPETITOR # Name
1	63	23,24	2,7108	70,0000	100,00	150 Lindfors, Anders
2	64	24,66	2,5953	67,0163	95,74	20 Linskog, Olle
3	66	26,66	2,4756	63,9260	91,32	35 Drange, Bjarte
4	67	30,77	2,1774	56,2265	80,32	114 Tiensuu, Roger
5	60	27,87	2,1529	55,5914	79,42	73 Pedersen, Kristian
6	60	28,31	2,1194	54,7274	78,18	98 Søndergaard, Erkki
7	44	27,47	1,6017	41,3607	59,09	11 Dahlbäck, Ola
8	37	25,37	1,4584	37,6595	53,80	21 Eilertsen, Ole
9	47	33,59	1,3992	36,1311	51,62	144 Nilsson, Ola

OPEN -- Overall Stage Results

Rooster Mountain 2010

Printed juli 18, 2010 at 23:30



Stage 6 -- stage 6

	PTS	TIME	HIT FACTOR	STAGE POINTS	STAGE PERCENT	COMPETITOR # Name
1	44	4,87	9,0349	45,0000	100,00	95 Deleu, Carl
2	44	4,89	8,9980	44,8160	99,59	133 Kirsch, Saul
3	43	5,00	8,6000	42,8339	95,19	62 Huttner, Eli
4	44	5,47	8,0439	40,0640	89,03	42 Kykkänen, Harri
5	43	5,69	7,5571	37,6396	83,64	119 Wallin, Joakim
6	43	5,97	7,2027	35,8743	79,72	32 Pantzer, Bernd
7	44	6,26	7,0288	35,0080	77,80	102 Franta, Steen
8	35	7,80	4,4872	22,3492	49,66	143 Svendsen, K.B.
9	26	5,92	4,3919	21,8746	48,61	22 Friberg, Glenn

STANDARD -- Overall Stage Results

Rooster Mountain 2010

Printed juli 18, 2010 at 23:30



Stage 6 -- stage 6

	PTS	TIME	HIT FACTOR	STAGE POINTS	STAGE PERCENT	COMPETITOR # Name
1	43	4,37	9,8398	45,0000	100,00	67 Bäckström, Mats O
2	44	5,15	8,5437	39,0725	86,83	89 Thomsen, Christian
3	45	5,28	8,5227	38,9766	86,61	53 Östling, Mikeal
4	41	5,29	7,7505	35,4449	78,77	109 Syversen, Lars
5	43	5,56	7,7338	35,3687	78,60	94 Tikkakoski, Mika
6	45	5,83	7,7187	35,2996	78,44	149 Birkjaer, Ulrik
7	43	5,61	7,6649	35,0535	77,90	93 Jensen, Ralf K
8	43	5,83	7,3756	33,7307	74,96	131 Kastell, Peter
9	43	5,90	7,2881	33,3305	74,07	110 Liljeström, Dan
10	44	6,06	7,2607	33,2052	73,79	154 Madsen, Claus Nørby
11	43	6,31	6,8146	31,1648	69,26	55 Hirvikallio, Risto
12	44	6,52	6,7485	30,8625	68,58	122 Madsen, Bo Stampe
13	45	6,72	6,6964	30,6245	68,05	128 Nielsen, Henrik F
14	41	6,16	6,6558	30,4389	67,64	91 Lund, Bent
15	41	6,50	6,3077	28,8467	64,10	38 Schieck, Peter
16	39	6,25	6,2400	28,5371	63,42	28 Dahlman, Roland
17	43	6,95	6,1871	28,2950	62,88	41 Hansen, Gert
18	41	6,78	6,0472	27,6554	61,46	96 Bach, Mads Peter
19	40	6,73	5,9435	27,1813	60,40	107 Ruohonen, Tony
20	45	7,59	5,9289	27,1142	60,25	123 Agdestein, Bjørge
21	41	7,07	5,7992	26,5210	58,94	9 Lund, Tobias
22	43	7,45	5,7718	26,3960	58,66	59 Pedersen, Finn
23	30	5,20	5,7692	26,3842	58,63	81 Marjoniemi, Esa
24	43	7,67	5,6063	25,6389	56,98	104 Pico, Steen
25	45	8,11	5,5487	25,3757	56,39	146 Johansen, Finn
26	39	7,27	5,3645	24,5333	54,52	145 Andersen, Tim
27	39	7,33	5,3206	24,3325	54,07	70 Christensen, Claus
28	35	6,61	5,2950	24,2154	53,81	97 Hjortnæs, Niels
29	45	8,71	5,1665	23,6276	52,51	141 Pedlow, Andrew
30	43	8,33	5,1621	23,6074	52,46	63 Larsen, Per Valentin
31	43	8,46	5,0827	23,2447	51,65	90 Årebråt, Per
32	28	5,57	5,0269	22,9894	51,09	127 Skoog, Lars-Tony
33	37	7,37	5,0204	22,9594	51,02	17 Jensen, Hans Jørgen
34	37	7,41	4,9933	22,8354	50,75	65 Larsen, Morten
35	40	8,02	4,9875	22,8093	50,69	27 Fitzgerald, John
36	44	9,04	4,8673	22,2592	49,46	85 Hellström, Thomas
37	45	9,29	4,8439	22,1525	49,23	34 Munk Andersen, Peter
38	39	8,22	4,7445	21,6979	48,22	14 Lund, Jess
39	39	8,26	4,7215	21,5929	47,98	117 Walleen, Sigurd
40	41	8,71	4,7072	21,5274	47,84	121 Fristrup, Klaus
41	37	8,00	4,6250	21,1513	47,00	2 Bodé, Jan
42	45	9,79	4,5965	21,0211	46,71	24 Øyvind, Dahl
43	43	9,41	4,5696	20,8980	46,44	7 Rajchman, Jan
44	43	9,46	4,5455	20,7875	46,19	46 Törnqvist, Morgan
45	43	9,74	4,4148	20,1899	44,87	111 Lökkila, Heidi
46	35	8,14	4,2998	19,6639	43,70	25 Dovland, Bjørn Atle

STANDARD -- Overall Stage Results

Rooster Mountain 2010

Printed juli 18, 2010 at 23:30



Stage 6 -- stage 6

	PTS	TIME	HIT FACTOR	STAGE POINTS	STAGE PERCENT	COMPETITOR # Name
47	24	5,89	4,0747	18,6347	41,41	99 Lindberg, Henrik
48	42	10,75	3,9070	17,8676	39,71	8 Andersen, Mads
49	37	9,79	3,7794	17,2840	38,41	129 Kristensen, Karsten
50	28	7,48	3,7433	17,1191	38,04	49 Løye, Michael
51	41	11,23	3,6509	16,6967	37,10	1 Bressendorff, Per
52	30	8,47	3,5419	16,1981	36,00	61 Nielsen, Jens Bo
53	37	10,50	3,5238	16,1153	35,81	103 Kofod, Mikael
54	41	11,72	3,4983	15,9986	35,55	153 Birketvedt, Espen
55	22	6,37	3,4537	15,7946	35,10	83 Westerlund, Roger
56	37	11,12	3,3273	15,2168	33,82	132 Andersen, Søren
57	24	7,37	3,2564	14,8926	33,09	101 Mortensen, Rene
58	24	7,85	3,0573	13,9819	31,07	100 Samuelson, Carsten
59	28	9,67	2,8956	13,2421	29,43	4 Flørnæs, Claudi
60	39	13,77	2,8322	12,9526	28,78	69 Leth, Jan
61	28	10,25	2,7317	12,4928	27,76	88 Rigtrup, Jørgen
62	29	12,06	2,4046	10,9970	24,44	58 Suutarinen, Kalle
63	45	19,02	2,3659	10,8200	24,04	124 Jørdan, Boris
64	24	10,28	2,3346	10,6769	23,73	5 Holm, Kent
65	26	12,13	2,1434	9,8025	21,78	92 Helmersen, Jesper
66	11	6,27	1,7544	8,0233	17,83	10 Miklaheim, Fredrik
67	30	18,74	1,6009	7,3211	16,27	76 Wiesinger, Mark
68	0	0,00	0,0000	0,0000	0,00	106 Thorkildsen, Mårten

PRODUCTION -- Overall Stage Results

Rooster Mountain 2010

Printed juli 18, 2010 at 23:30



Stage 6 -- stage 6

	PTS	TIME	HIT FACTOR	STAGE POINTS	STAGE PERCENT	COMPETITOR # Name
1	45	4,65	9,6774	45,0000	100,00	105 Momcilovic, Ljubisa
2	41	5,06	8,1028	37,6779	83,73	147 Gyllenberg, Rasmus
3	41	5,31	7,7213	35,9040	79,79	74 McKeown, Timo
4	45	6,73	6,6865	31,0921	69,09	120 Wennerbom, Anders
5	37	5,66	6,5371	30,3975	67,55	47 Tran, Faj
6	43	6,58	6,5350	30,3875	67,53	43 Skaarer, Even
7	43	7,16	6,0056	27,9260	62,06	112 Roos, Gunnar
8	35	5,95	5,8824	27,3529	60,78	16 Hagemann, Lars
9	41	7,12	5,7584	26,7767	59,50	3 Henneberg, Claus
10	41	7,31	5,6088	26,0807	57,96	82 Stahnke, Claus
11	41	7,41	5,5331	25,7287	57,17	138 Zarzycki, Athur
12	39	7,25	5,3793	25,0138	55,59	108 Gustavsen, Trod
13	39	7,35	5,3061	24,6735	54,83	45 W. Larsen, Søren
14	43	8,18	5,2567	24,4438	54,32	130 Erni, Martin
15	37	7,23	5,1176	23,7967	52,88	148 Wendelklint, Tony
16	41	8,08	5,0743	23,5953	52,43	125 Skjoldager, Gert
17	41	8,18	5,0122	23,3068	51,79	15 Andersen, Thomas
18	37	7,72	4,7927	22,2863	49,53	36 Hein Møller, Erik
19	37	8,02	4,6135	21,4526	47,67	52 Christesen, Christian
20	31	6,85	4,5255	21,0438	46,76	78 Kalinen, Riku
21	41	9,29	4,4133	20,5221	45,60	140 Gersby, Anders
22	39	8,88	4,3919	20,4223	45,38	18 SaxHøj, Ulrik
23	41	9,36	4,3803	20,3686	45,26	126 Stanley, Per
24	37	8,49	4,3581	20,2650	45,03	54 Johansen, Ronnie
25	37	8,53	4,3376	20,1700	44,82	48 Sørensen, Jacob
26	24	6,12	3,9216	18,2353	40,52	19 Ditlev Jensen, Christian
27	41	10,47	3,9160	18,2092	40,46	152 Steen, Rudi
28	41	10,84	3,7823	17,5876	39,08	56 Green, Martin
29	39	10,53	3,7037	17,2222	38,27	72 Rickter, Ole
30	24	6,53	3,6753	17,0904	37,98	139 Schuldt, Johan
31	43	11,80	3,6441	16,9449	37,66	23 Bech, Henrik
32	39	11,09	3,5167	16,3526	36,34	71 Schløsser-Møller, Erik
33	37	11,33	3,2657	15,1853	33,75	137 Olsen, Dan Hejlemann
34	37	11,95	3,0962	14,3975	31,99	57 Andersen, Marius Wigen
35	30	10,10	2,9703	13,8119	30,69	116 Kristensen, Henrik H
36	26	8,83	2,9445	13,6920	30,43	29 Terving, Theo
37	28	9,89	2,8311	13,1648	29,26	115 Jensen, Anders Reffelt
38	37	13,23	2,7967	13,0045	28,90	113 Owe, Geir
39	37	13,87	2,6676	12,4045	27,57	6 Low, Michael
40	24	9,72	2,4691	11,4815	25,51	33 Murphy, Pat
41	37	20,13	1,8381	8,5469	18,99	50 Søiland, Tina

REVOLVER (STANDARD) -- Overall Stage Results

Rooster Mountain 2010

Printed juli 18, 2010 at 23:30



Stage 6 -- stage 6

	PTS	TIME	HIT FACTOR	STAGE POINTS	STAGE PERCENT	COMPETITOR # Name
1	44	8,51	5,1704	45,0000	100,00	21 Eilertsen, Ole
2	42	9,36	4,4872	39,0538	86,79	98 Søndergaard, Erkki
3	43	9,71	4,4284	38,5424	85,65	73 Pedersen, Kristian
4	41	10,11	4,0554	35,2957	78,43	150 Lindfors, Anders
5	39	10,09	3,8652	33,6405	74,76	20 Lindskog, Olle
6	44	12,01	3,6636	31,8859	70,86	35 Drange, Bjarte
7	44	12,63	3,4838	30,3207	67,38	144 Nilsson, Ola
8	43	13,41	3,2066	27,9080	62,02	11 Dahlbäck, Ola
9	44	17,26	2,5492	22,1871	49,30	114 Tiensuu, Roger

OPEN -- Overall Stage Results

Rooster Mountain 2010

Printed juli 18, 2010 at 23:30



Stage 7 -- stage 7

	PTS	TIME	HIT FACTOR	STAGE POINTS	STAGE PERCENT	COMPETITOR # Name
1	44	7,45	5,9060	45,0000	100,00	133 Kirsch, Saul
2	43	9,25	4,6486	35,4195	78,71	22 Friberg, Glenn
3	44	9,58	4,5929	34,9948	77,77	102 Franta, Steen
4	43	9,67	4,4467	33,8811	75,29	119 Wallin, Joakim
5	42	11,26	3,7300	28,4202	63,16	32 Pantzer, Bernd
6	32	11,24	2,8470	21,6920	48,20	42 Kykkänen, Harri
7	25	9,69	2,5800	19,6577	43,68	62 Huttner, Eli
8	16	12,99	1,2317	9,3848	20,86	143 Svendsen, K.B.
9	11	10,89	1,0101	7,6963	17,10	95 Deleu, Carl

STANDARD -- Overall Stage Results

Rooster Mountain 2010

Printed juli 18, 2010 at 23:30



Stage 7 -- stage 7

	PTS	TIME	HIT FACTOR	STAGE POINTS	STAGE PERCENT	COMPETITOR # Name
1	44	9,78	4,4990	45,0000	100,00	53 Östling, Mikeal
2	41	9,48	4,3249	43,2588	96,13	93 Jensen, Ralf K
3	39	9,28	4,2026	42,0354	93,41	28 Dahlman, Roland
4	39	9,78	3,9877	39,8864	88,64	121 Fristrup, Klaus
5	43	10,81	3,9778	39,7870	88,42	110 Liljeström, Dan
6	39	10,29	3,7901	37,9095	84,24	141 Pedlow, Andrew
7	41	11,07	3,7037	37,0455	82,32	89 Thomsen, Christian
8	41	11,39	3,5996	36,0047	80,01	101 Mortensen, Rene
9	41	11,42	3,5902	35,9101	79,80	81 Marjoniemi, Esa
10	42	12,39	3,3898	33,9060	75,35	55 Hirvikallio, Risto
11	41	12,24	3,3497	33,5043	74,45	91 Lund, Bent
12	43	13,70	3,1387	31,3940	69,76	153 Birketvedt, Espen
13	28	9,03	3,1008	31,0148	68,92	67 Bäckström, Mats O
14	39	12,82	3,0421	30,4281	67,62	59 Pedersen, Finn
15	33	11,86	2,7825	27,8309	61,85	154 Madsen, Claus Nørby
16	41	14,76	2,7778	27,7841	61,74	145 Andersen, Tim
17	45	16,49	2,7289	27,2955	60,66	123 Agdestein, Bjørge
18	37	13,74	2,6929	26,9348	59,86	34 Munk Andersen, Peter
19	29	10,87	2,6679	26,6850	59,30	131 Kastell, Peter
20	26	9,84	2,6423	26,4288	58,73	99 Lindberg, Henrik
21	26	9,89	2,6289	26,2952	58,43	38 Schieck, Peter
22	29	11,04	2,6268	26,2741	58,39	109 Syversen, Lars
23	39	16,25	2,4000	24,0055	53,35	9 Lund, Tobias
24	26	11,31	2,2989	22,9937	51,10	100 Samuelsen, Carsten
25	30	13,20	2,2727	22,7324	50,52	122 Madsen, Bo Stampe
26	45	20,26	2,2211	22,2163	49,37	104 Pico, Steen
27	31	14,23	2,1785	21,7899	48,42	7 Rajchman, Jan
28	27	12,90	2,0930	20,9350	46,52	49 Løye, Michael
29	28	14,03	1,9957	19,9618	44,36	41 Hansen, Gert
30	32	16,37	1,9548	19,5524	43,45	27 Fitzgerald, John
31	41	20,99	1,9533	19,5375	43,42	76 Wiesinger, Mark
32	25	12,80	1,9531	19,5357	43,41	46 Törnqvist, Morgan
33	18	9,81	1,8349	18,3528	40,78	127 Skoog, Lars-Tony
34	31	16,96	1,8278	18,2825	40,63	25 Dovland, Bjørn Atle
35	24	13,23	1,8141	18,1447	40,32	88 Rigtrup, Jørgen
36	28	15,91	1,7599	17,6030	39,12	94 Tikkakoski, Mika
37	26	15,01	1,7322	17,3257	38,50	2 Bodé, Jan
38	30	17,69	1,6959	16,9626	37,69	111 Lokkila, Heidi
39	14	8,79	1,5927	15,9308	35,40	149 Birkjaer, Ulrik
40	29	18,42	1,5744	15,7473	34,99	70 Christensen, Claus
41	24	15,28	1,5707	15,7104	34,91	129 Kristensen, Karsten
42	30	19,46	1,5416	15,4197	34,27	61 Nielsen, Jens Bo
43	13	8,58	1,5152	15,1550	33,68	128 Nielsen, Henrik F
44	28	18,69	1,4981	14,9847	33,30	146 Johansen, Finn
45	25	18,09	1,3820	13,8229	30,72	24 Øyvind, Dahl
46	14	10,43	1,3423	13,4259	29,84	90 Årebråt, Per

STANDARD -- Overall Stage Results

Rooster Mountain 2010

Printed juli 18, 2010 at 23:30



Stage 7 -- stage 7

	PTS	TIME	HIT FACTOR	STAGE POINTS	STAGE PERCENT	COMPETITOR # Name
47	21	15,72	1,3359	13,3618	29,69	117 Walleen, Sigurd
48	20	15,07	1,3271	13,2744	29,50	103 Kofod, Mikael
49	20	15,68	1,2755	12,7580	28,35	17 Jensen, Hans Jørgen
50	12	10,33	1,1617	11,6193	25,82	107 Ruohonen, Tony
51	15	13,09	1,1459	11,4617	25,47	96 Bach, Mads Peter
52	16	15,27	1,0478	10,4804	23,29	97 Hjortnæs, Niels
53	25	24,25	1,0309	10,3116	22,91	58 Suutarinen, Kalle
54	16	16,13	0,9919	9,9217	22,05	4 Flørnæs, Claudi
55	22	23,25	0,9462	9,4645	21,03	124 Jørdan, Boris
56	11	13,57	0,8106	8,1080	18,02	63 Larsen, Per Valentin
57	13	16,63	0,7817	7,8190	17,38	65 Larsen, Morten
58	11	15,50	0,7097	7,0984	15,77	14 Lund, Jess
59	13	18,94	0,6864	6,8653	15,26	69 Leth, Jan
60	14	23,90	0,5858	5,8591	13,02	5 Holm, Kent
61	18	34,24	0,5257	5,2582	11,68	85 Hellström, Thomas
62	9	18,45	0,4878	4,8792	10,84	8 Andersen, Mads
63	0	21,33	0,0000	0,0000	0,00	10 Miklaheim, Fredrik
64	0	15,50	0,0000	0,0000	0,00	92 Helmersen, Jesper
65	0	0,00	0,0000	0,0000	0,00	106 Thorkildsen, Mårten
66	0	18,05	0,0000	0,0000	0,00	83 Westerlund, Roger
67	0	19,28	0,0000	0,0000	0,00	1 Bressendorff, Per
68	0	23,66	0,0000	0,0000	0,00	132 Andersen, Søren

PRODUCTION -- Overall Stage Results

Rooster Mountain 2010

Printed juli 18, 2010 at 23:30



Stage 7 -- stage 7

	PTS	TIME	HIT FACTOR	STAGE POINTS	STAGE PERCENT	COMPETITOR # Name
1	43	7,15	6,0140	45,0000	100,00	105 Momcilovic, Ljubisa
2	41	9,92	4,1331	30,9259	68,72	74 McKeown, Timo
3	41	10,08	4,0675	30,4350	67,63	43 Skaarer, Even
4	37	9,13	4,0526	30,3236	67,39	45 W. Larsen, Søren
5	43	11,16	3,8530	28,8306	64,07	147 Gyllenberg, Rasmus
6	43	13,37	3,2162	24,0651	53,48	19 Ditlev Jensen, Christian
7	41	12,92	3,1734	23,7450	52,77	120 Wennerbom, Anders
8	39	12,34	3,1605	23,6483	52,55	54 Johansen, Ronnie
9	41	13,13	3,1226	23,3652	51,92	152 Steen, Rudi
10	37	12,54	2,9506	22,0777	49,06	140 Gersby, Anders
11	45	15,40	2,9221	21,8646	48,59	115 Jensen, Anders Reffelt
12	43	16,40	2,6220	19,6189	43,60	48 Sørensen, Jacob
13	37	15,15	2,4422	18,2742	40,61	112 Roos, Gunnar
14	43	18,90	2,2751	17,0238	37,83	3 Henneberg, Claus
15	29	12,99	2,2325	16,7047	37,12	56 Green, Martin
16	41	19,27	2,1277	15,9203	35,38	15 Andersen, Thomas
17	30	14,51	2,0675	15,4705	34,38	130 Erni, Martin
18	28	13,67	2,0483	15,3264	34,06	139 Schuldt, Johan
19	26	12,98	2,0031	14,9882	33,31	18 SaxHøj, Ulrik
20	33	17,76	1,8581	13,9034	30,90	138 Zarzycki, Athur
21	26	14,29	1,8195	13,6142	30,25	52 Christesen, Christian
22	26	14,36	1,8106	13,5478	30,11	33 Murphy, Pat
23	26	14,72	1,7663	13,2165	29,37	36 Hein Møller, Erik
24	24	15,01	1,5989	11,9641	26,59	126 Stanley, Per
25	27	17,25	1,5652	11,7118	26,03	78 Kalinen, Riku
26	24	15,51	1,5474	11,5784	25,73	57 Andersen, Marius Wigen
27	18	11,79	1,5267	11,4238	25,39	47 Tran, Faj
28	29	19,80	1,4646	10,9593	24,35	116 Kristensen, Henrik H
29	20	14,14	1,4144	10,5835	23,52	82 Stahnke, Claus
30	24	17,85	1,3445	10,0606	22,36	137 Olsen, Dan Hejlemann
31	22	19,02	1,1567	8,6549	19,23	23 Bech, Henrik
32	12	14,90	0,8054	6,0262	13,39	148 Wendelklint, Tony
33	16	21,62	0,7401	5,5375	12,31	125 Skjoldager, Gert
34	11	15,70	0,7006	5,2426	11,65	108 Gustavsen, Trod
35	11	22,54	0,4880	3,6516	8,11	50 Søiland, Tina
36	9	22,03	0,4085	3,0569	6,79	29 Terving, Theo
37	3	11,65	0,2575	1,9268	4,28	72 Rickter, Ole
38	0	12,80	0,0000	0,0000	0,00	6 Low, Michael
39	0	11,32	0,0000	0,0000	0,00	16 Hagemann, Lars
40	0	25,76	0,0000	0,0000	0,00	71 Schløsser-Møller, Erik
41	0	14,24	0,0000	0,0000	0,00	113 Owe, Geir

REVOLVER (STANDARD) -- Overall Stage Results

Rooster Mountain 2010

Printed juli 18, 2010 at 23:30




Stage 7 -- stage 7

	PTS	TIME	HIT FACTOR	STAGE POINTS	STAGE PERCENT	COMPETITOR # Name
1	41	15,03	2,7279	45,0000	100,00	20 Linskog, Olle
2	44	16,20	2,7160	44,8049	99,57	21 Eilertsen, Ole
3	39	18,20	2,1429	35,3493	78,55	150 Lindfors, Anders
4	44	21,84	2,0147	33,2344	73,85	144 Nilsson, Ola
5	31	15,48	2,0026	33,0353	73,41	73 Pedersen, Kristian
6	42	21,67	1,9382	31,9726	71,05	35 Drange, Bjarte
7	38	22,04	1,7241	28,4420	63,20	114 Tiensuu, Roger
8	5	20,15	0,2481	4,0934	9,10	11 Dahlbäck, Ola
9	0	17,48	0,0000	0,0000	0,00	98 Søndergaard, Erkki

OPEN -- Overall Stage Results

Rooster Mountain 2010

Printed juli 18, 2010 at 23:30



Stage 8 -- stage 8

	PTS	TIME	HIT FACTOR	STAGE POINTS	STAGE PERCENT	COMPETITOR # Name
1	144	18,57	7,7544	150,0000	100,00	133 Kirsch, Saul
2	145	21,10	6,8720	132,9310	88,62	62 Huttner, Eli
3	144	21,86	6,5874	127,4245	84,95	22 Friberg, Glenn
4	140	22,96	6,0976	117,9497	78,63	95 Deleu, Carl
5	148	26,51	5,5828	107,9923	71,99	119 Wallin, Joakim
6	124	26,22	4,7292	91,4807	60,99	32 Pantzer, Bernd
7	112	26,19	4,2764	82,7224	55,15	42 Kykkänen, Harri
8	146	36,61	3,9880	77,1425	51,43	102 Franta, Steen
9	126	33,94	3,7124	71,8124	47,87	143 Svendsen, K.B.

STANDARD -- Overall Stage Results

Rooster Mountain 2010

Printed juli 18, 2010 at 23:30



Stage 8 -- stage 8

	PTS	TIME	HIT FACTOR	STAGE POINTS	STAGE PERCENT	COMPETITOR # Name
1	144	21,85	6,5904	150,0000	100,00	89 Thomsen, Christian
2	146	22,16	6,5884	149,9558	99,97	93 Jensen, Ralf K
3	142	22,35	6,3535	144,6076	96,41	67 Bäckström, Mats O
4	144	22,82	6,3103	143,6240	95,75	131 Kastell, Peter
5	134	21,67	6,1837	140,7428	93,83	122 Madsen, Bo Stampe
6	131	21,37	6,1301	139,5234	93,02	149 Birkjaer, Ulrik
7	143	23,33	6,1294	139,5088	93,01	107 Ruohonen, Tony
8	122	22,50	5,4222	123,4120	82,27	109 Syversen, Lars
9	143	26,96	5,3042	120,7248	80,48	55 Hirvikallio, Risto
10	144	28,06	5,1319	116,8033	77,87	121 Fristrup, Klaus
11	134	26,33	5,0893	115,8335	77,22	99 Lindberg, Henrik
12	125	24,84	5,0322	114,5351	76,36	81 Marjoniemi, Esa
13	111	22,15	5,0113	114,0590	76,04	110 Liljeström, Dan
14	121	24,21	4,9979	113,7551	75,84	53 Östling, Mikeal
15	142	28,92	4,9101	111,7558	74,50	141 Pedlow, Andrew
16	146	29,81	4,8977	111,4734	74,32	59 Pedersen, Finn
17	147	30,39	4,8371	110,0948	73,40	154 Madsen, Claus Nørby
18	118	24,61	4,7948	109,1316	72,75	28 Dahlman, Roland
19	146	30,90	4,7249	107,5411	71,69	96 Bach, Mads Peter
20	121	25,76	4,6972	106,9103	71,27	91 Lund, Bent
21	140	30,51	4,5887	104,4398	69,63	153 Birketvedt, Espen
22	136	29,65	4,5868	104,3986	69,60	38 Schieck, Peter
23	122	26,88	4,5387	103,3025	68,87	94 Tikkakoski, Mika
24	140	31,09	4,5031	102,4914	68,33	41 Hansen, Gert
25	121	27,41	4,4144	100,4747	66,98	10 Miklaheim, Fredrik
26	133	30,45	4,3678	99,4133	66,28	4 Flørnæs, Claudi
27	146	33,57	4,3491	98,9878	65,99	104 Pico, Steen
28	106	24,55	4,3177	98,2731	65,52	128 Nielsen, Henrik F
29	139	32,39	4,2914	97,6752	65,12	85 Hellström, Thomas
30	146	34,03	4,2903	97,6497	65,10	34 Munk Andersen, Peter
31	127	30,00	4,2333	96,3524	64,23	90 Årebråt, Per
32	132	31,86	4,1431	94,2993	62,87	7 Rajchman, Jan
33	99	23,93	4,1371	94,1614	62,77	5 Holm, Kent
34	122	30,26	4,0317	91,7637	61,18	97 Hjortnæs, Niels
35	138	34,31	4,0222	91,5458	61,03	70 Christensen, Claus
36	126	31,52	3,9975	90,9839	60,66	49 Løye, Michael
37	128	32,28	3,9653	90,2520	60,17	27 Fitzgerald, John
38	146	37,99	3,8431	87,4709	58,31	101 Mortensen, Rene
39	135	36,26	3,7231	84,7396	56,49	46 Törnqvist, Morgan
40	131	36,06	3,6328	82,6848	55,12	8 Andersen, Mads
41	139	38,33	3,6264	82,5384	55,03	111 Lökkila, Heidi
42	130	35,86	3,6252	82,5113	55,01	9 Lund, Tobias
43	106	30,13	3,5181	80,0732	53,38	117 Walleen, Sigurd
44	143	41,00	3,4878	79,3839	52,92	127 Skoog, Lars-Tony
45	139	42,20	3,2938	74,9691	49,98	123 Agdestein, Bjørge
46	121	36,74	3,2934	74,9595	49,97	2 Bodé, Jan

STANDARD -- Overall Stage Results

Rooster Mountain 2010

Printed juli 18, 2010 at 23:30



Stage 8 -- stage 8

	PTS	TIME	HIT FACTOR	STAGE POINTS	STAGE PERCENT	COMPETITOR # Name
47	96	29,99	3,2011	72,8576	48,57	100 Samuelsen, Carsten
48	132	41,80	3,1579	71,8750	47,92	88 Rigtrup, Jørgen
49	140	44,72	3,1306	71,2535	47,50	1 Bressendorff, Per
50	120	38,58	3,1104	70,7945	47,20	145 Andersen, Tim
51	138	45,02	3,0653	69,7676	46,51	92 Helmersen, Jesper
52	92	30,83	2,9841	67,9195	45,28	83 Westerlund, Roger
53	140	47,00	2,9787	67,7970	45,20	132 Andersen, Søren
54	134	46,34	2,8917	65,8156	43,88	69 Leth, Jan
55	128	47,44	2,6981	61,4109	40,94	24 Øyvind, Dahl
56	106	41,15	2,5759	58,6295	39,09	61 Nielsen, Jens Bo
57	100	40,35	2,4783	56,4075	37,60	25 Dovland, Bjørn Atle
58	129	52,47	2,4585	55,9576	37,31	146 Johansen, Finn
59	72	30,15	2,3881	54,3532	36,24	63 Larsen, Per Valentin
60	85	38,21	2,2245	50,6317	33,75	76 Wiesinger, Mark
61	108	51,29	2,1057	47,9260	31,95	17 Jensen, Hans Jørgen
62	89	43,29	2,0559	46,7932	31,20	129 Kristensen, Karsten
63	98	54,01	1,8145	41,2983	27,53	103 Kofod, Mikael
64	69	39,44	1,7495	39,8192	26,55	65 Larsen, Morten
65	130	81,67	1,5918	36,2294	24,15	124 Jørdan, Boris
66	65	41,42	1,5693	35,7177	23,81	14 Lund, Jess
67	90	57,55	1,5639	35,5941	23,73	58 Suutarinen, Kalle
68	0	0,00	0,0000	0,0000	0,00	106 Thorkildsen, Mårten

PRODUCTION -- Overall Stage Results

Rooster Mountain 2010

Printed juli 18, 2010 at 23:30



Stage 8 -- stage 8

	PTS	TIME	HIT FACTOR	STAGE POINTS	STAGE PERCENT	COMPETITOR # Name
1	146	22,21	6,5736	150,0000	100,00	105 Momcilovic, Ljubisa
2	138	21,72	6,3536	144,9794	96,65	147 Gyllenberg, Rasmus
3	140	23,58	5,9372	135,4788	90,32	16 Hagemann, Lars
4	140	24,20	5,7851	132,0078	88,01	74 McKeown, Timo
5	140	26,17	5,3496	122,0707	81,38	45 W. Larsen, Søren
6	134	25,58	5,2385	119,5339	79,69	43 Skaarer, Even
7	119	23,86	4,9874	113,8056	75,87	47 Tran, Faj
8	144	29,56	4,8714	111,1591	74,11	18 SaxHøj, Ulrik
9	140	28,85	4,8527	110,7310	73,82	33 Murphy, Pat
10	132	27,57	4,7878	109,2507	72,83	19 Ditlev Jensen, Christian
11	119	25,89	4,5964	104,8822	69,92	130 Erni, Martin
12	126	27,67	4,5537	103,9078	69,27	15 Andersen, Thomas
13	144	33,11	4,3491	99,2408	66,16	56 Green, Martin
14	128	31,82	4,0226	91,7903	61,19	139 Schuldt, Johan
15	121	30,16	4,0119	91,5463	61,03	140 Gersby, Anders
16	142	35,50	4,0000	91,2740	60,85	78 Kalinen, Riku
17	121	31,28	3,8683	88,2685	58,85	54 Johansen, Ronnie
18	138	35,68	3,8677	88,2554	58,84	108 Gustavsen, Trod
19	123	32,70	3,7615	85,8310	57,22	52 Christesen, Christian
20	113	30,52	3,7025	84,4852	56,32	6 Low, Michael
21	127	35,45	3,5825	81,7475	54,50	3 Henneberg, Claus
22	116	34,21	3,3908	77,3734	51,58	113 Owe, Geir
23	98	30,14	3,2515	74,1942	49,46	112 Roos, Gunnar
24	148	47,21	3,1349	71,5344	47,69	116 Kristensen, Henrik H
25	99	32,21	3,0736	70,1345	46,76	148 Wendelklint, Tony
26	112	38,28	2,9258	66,7626	44,51	115 Jensen, Anders Reffelt
27	130	45,53	2,8553	65,1527	43,44	120 Wennerbom, Anders
28	98	34,55	2,8365	64,7239	43,15	72 Rickter, Ole
29	112	43,39	2,5812	58,9000	39,27	152 Steen, Rudi
30	81	32,24	2,5124	57,3293	38,22	82 Stahnke, Claus
31	94	37,48	2,5080	57,2289	38,15	126 Stanley, Per
32	102	41,88	2,4355	55,5751	37,05	137 Olsen, Dan Hejlemann
33	108	44,42	2,4313	55,4795	36,99	23 Bech, Henrik
34	85	37,72	2,2534	51,4202	34,28	48 Sørensen, Jacob
35	75	36,54	2,0525	46,8360	31,22	36 Hein Møller, Erik
36	116	56,80	2,0423	46,6011	31,07	29 Terving, Theo
37	104	57,38	1,8125	41,3580	27,57	125 Skjoldager, Gert
38	56	31,16	1,7972	41,0088	27,34	138 Zarzycki, Athur
39	57	38,69	1,4732	33,6173	22,41	57 Andersen, Marius Wigen
40	45	50,76	0,8865	20,2292	13,49	71 Schlösser-Møller, Erik
41	47	70,02	0,6712	15,3166	10,21	50 Søiland, Tina

REVOLVER (STANDARD) -- Overall Stage Results

Rooster Mountain 2010

Printed juli 18, 2010 at 23:30



Stage 8 -- stage 8

	PTS	TIME	HIT FACTOR	STAGE POINTS	STAGE PERCENT	COMPETITOR # Name
1	145	32,23	4,4989	150,0000	100,00	150 Lindfors, Anders
2	143	34,78	4,1116	137,0850	91,39	114 Tiensuu, Roger
3	126	33,31	3,7826	126,1187	84,08	21 Eilertsen, Ole
4	143	38,09	3,7543	125,1724	83,45	35 Drange, Bjarte
5	140	37,33	3,7503	125,0413	83,36	73 Pedersen, Kristian
6	144	41,23	3,4926	116,4482	77,63	144 Nilsson, Ola
7	141	41,20	3,4223	114,1052	76,07	11 Dahlbäck, Ola
8	126	37,93	3,3219	110,7570	73,84	20 Lindskog, Olle
9	117	47,08	2,4851	82,8577	55,24	98 Søndergaard, Erkki

OPEN -- Overall Stage Results

Rooster Mountain 2010

Printed juli 18, 2010 at 23:30



Stage 9 -- stage 9

	PTS	TIME	HIT FACTOR	STAGE POINTS	STAGE PERCENT	COMPETITOR # Name
1	96	16,26	5,9041	100,0000	100,00	133 Kirsch, Saul
2	94	19,52	4,8156	81,5638	81,56	102 Franta, Steen
3	96	20,17	4,7595	80,6148	80,61	42 Kykkänen, Harri
4	96	20,81	4,6132	78,1355	78,14	119 Wallin, Joakim
5	77	19,04	4,0441	68,4972	68,50	95 Deleu, Carl
6	90	24,54	3,6675	62,1180	62,12	143 Svendsen, K.B.
7	56	17,73	3,1585	53,4969	53,50	62 Huttner, Eli
8	84	26,66	3,1508	53,3665	53,37	32 Pantzer, Bernd
9	0	0,00	0,0000	0,0000	0,00	22 Friberg, Glenn

STANDARD -- Overall Stage Results

Rooster Mountain 2010

Printed juli 18, 2010 at 23:30



Stage 9 -- stage 9

	PTS	TIME	HIT FACTOR	STAGE POINTS	STAGE PERCENT	COMPETITOR # Name
1	97	16,06	6,0399	100,0000	100,00	109 Syversen, Lars
2	97	17,01	5,7025	94,4151	94,42	131 Kastell, Peter
3	97	17,53	5,5334	91,6144	91,61	55 Hirvikallio, Risto
4	94	17,19	5,4683	90,5369	90,54	127 Skoog, Lars-Tony
5	96	18,00	5,3333	88,3024	88,30	89 Thomsen, Christian
6	98	18,53	5,2887	87,5638	87,56	67 Bäckström, Mats O
7	91	17,25	5,2754	87,3426	87,34	93 Jensen, Ralf K
8	93	18,09	5,1410	85,1174	85,12	53 Östling, Mikeal
9	91	18,63	4,8846	80,8728	80,87	81 Marjoniemi, Esa
10	95	19,48	4,8768	80,7437	80,74	110 Liljeström, Dan
11	92	19,42	4,7374	78,4355	78,44	128 Nielsen, Henrik F
12	88	19,49	4,5151	74,7558	74,76	38 Schieck, Peter
13	98	22,52	4,3517	72,0496	72,05	49 Løye, Michael
14	73	18,08	4,0376	66,8495	66,85	28 Dahlman, Roland
15	88	22,14	3,9747	65,8080	65,81	99 Lindberg, Henrik
16	83	20,92	3,9675	65,6886	65,69	122 Madsen, Bo Stampe
17	83	21,38	3,8821	64,2753	64,28	121 Fristrup, Klaus
18	95	24,80	3,8306	63,4228	63,42	107 Ruohonen, Tony
19	81	21,42	3,7815	62,6094	62,61	91 Lund, Bent
20	91	24,26	3,7510	62,1047	62,10	141 Pedlow, Andrew
21	98	27,36	3,5819	59,3040	59,30	34 Munk Andersen, Peter
22	92	25,77	3,5700	59,1081	59,11	129 Kristensen, Karsten
23	84	24,46	3,4342	56,8587	56,86	9 Lund, Tobias
24	82	24,01	3,4152	56,5452	56,55	90 Årebråt, Per
25	88	26,30	3,3460	55,3988	55,40	101 Mortensen, Rene
26	80	24,14	3,3140	54,8689	54,87	154 Madsen, Claus Nørby
27	92	28,22	3,2601	53,9765	53,98	41 Hansen, Gert
28	93	28,86	3,2225	53,3532	53,35	24 Øyvind, Dahl
29	95	29,51	3,2192	53,3001	53,30	27 Fitzgerald, John
30	96	30,80	3,1169	51,6053	51,61	85 Hellström, Thomas
31	82	26,68	3,0735	50,8864	50,89	59 Pedersen, Finn
32	64	20,83	3,0725	50,8703	50,87	149 Birkjaer, Ulrik
33	93	30,82	3,0175	49,9602	49,96	111 Lokkila, Heidi
34	77	25,88	2,9753	49,2607	49,26	2 Bodé, Jan
35	95	33,22	2,8597	47,3476	47,35	8 Andersen, Mads
36	83	29,53	2,8107	46,5359	46,54	94 Tikkakoski, Mika
37	71	25,63	2,7702	45,8652	45,87	96 Bach, Mads Peter
38	77	28,25	2,7257	45,1280	45,13	25 Dovland, Bjørn Atle
39	90	33,53	2,6842	44,4409	44,44	65 Larsen, Morten
40	86	32,39	2,6551	43,9604	43,96	17 Jensen, Hans Jørgen
41	77	29,51	2,6093	43,2011	43,20	7 Rajchman, Jan
42	82	32,43	2,5285	41,8640	41,86	97 Hjortnæs, Niels
43	69	27,54	2,5054	41,4819	41,48	153 Birketvedt, Espen
44	84	37,74	2,2258	36,8512	36,85	103 Kofod, Mikael
45	63	28,76	2,1905	36,2682	36,27	123 Agdestein, Bjørge
46	71	32,70	2,1713	35,9488	35,95	92 Helmersen, Jesper

STANDARD -- Overall Stage Results

Rooster Mountain 2010

Printed juli 18, 2010 at 23:30



Stage 9 -- stage 9

	PTS	TIME	HIT FACTOR	STAGE POINTS	STAGE PERCENT	COMPETITOR # Name
47	82	39,44	2,0791	34,4232	34,42	1 Bressendorff, Per
48	56	27,06	2,0695	34,2637	34,26	117 Walleen, Sigurd
49	75	37,42	2,0043	33,1842	33,18	145 Andersen, Tim
50	48	24,68	1,9449	32,2010	32,20	46 Törnqvist, Morgan
51	48	25,47	1,8846	31,2023	31,20	10 Miklaheim, Fredrik
52	52	27,74	1,8745	31,0364	31,04	88 Rigtrup, Jørgen
53	52	29,86	1,7415	28,8328	28,83	63 Larsen, Per Valentin
54	52	31,45	1,6534	27,3751	27,38	61 Nielsen, Jens Bo
55	98	62,29	1,5733	26,0484	26,05	146 Johansen, Finn
56	50	32,41	1,5427	25,5426	25,54	104 Pico, Steen
57	61	42,40	1,4387	23,8198	23,82	58 Suutarinen, Kalle
58	42	29,35	1,4310	23,6927	23,69	4 Flørnæs, Claudi
59	45	31,72	1,4187	23,4884	23,49	76 Wiesinger, Mark
60	50	35,64	1,4029	23,2277	23,23	132 Andersen, Søren
61	37	28,78	1,2856	21,2855	21,29	14 Lund, Jess
62	33	25,74	1,2821	21,2265	21,23	100 Samuelsen, Carsten
63	31	46,36	0,6687	11,0711	11,07	69 Leth, Jan
64	16	27,94	0,5727	9,4813	9,48	5 Holm, Kent
65	12	28,19	0,4257	7,0479	7,05	70 Christensen, Claus
66	20	48,76	0,4102	6,7911	6,79	124 Jørdan, Boris
67	0	0,00	0,0000	0,0000	0,00	106 Thorkildsen, Mårten
68	0	27,23	0,0000	0,0000	0,00	83 Westerlund, Roger

PRODUCTION -- Overall Stage Results

Rooster Mountain 2010

Printed juli 18, 2010 at 23:30



Stage 9 -- stage 9

	PTS	TIME	HIT FACTOR	STAGE POINTS	STAGE PERCENT	COMPETITOR # Name
1	96	17,08	5,6206	100,0000	100,00	105 Momcilovic, Ljubisa
2	92	16,37	5,6200	99,9898	99,99	16 Hagemann, Lars
3	94	17,99	5,2251	92,9637	92,96	74 McKeown, Timo
4	98	19,95	4,9123	87,3977	87,40	43 Skaarer, Even
5	83	17,98	4,6162	82,1306	82,13	147 Gyllenberg, Rasmus
6	88	20,02	4,3956	78,2051	78,21	45 W. Larsen, Søren
7	69	17,20	4,0116	71,3735	71,37	47 Tran, Faj
8	88	22,46	3,9181	69,7091	69,71	52 Christesen, Christian
9	88	23,41	3,7591	66,8802	66,88	120 Wennerbom, Anders
10	82	25,21	3,2527	57,8706	57,87	112 Roos, Gunnar
11	92	29,30	3,1399	55,8646	55,86	82 Stahnke, Claus
12	73	23,87	3,0582	54,4110	54,41	19 Ditlev Jensen, Christian
13	88	28,93	3,0418	54,1191	54,12	139 Schuldt, Johan
14	75	25,74	2,9138	51,8405	51,84	78 Kalinen, Riku
15	82	28,61	2,8661	50,9932	50,99	130 Erni, Martin
16	65	23,89	2,7208	48,4076	48,41	15 Andersen, Thomas
17	62	24,96	2,4840	44,1940	44,19	54 Johansen, Ronnie
18	64	26,45	2,4197	43,0498	43,05	33 Murphy, Pat
19	82	34,34	2,3879	42,4845	42,48	113 Owe, Geir
20	52	23,25	2,2366	39,7921	39,79	18 SaxHøj, Ulrik
21	81	37,51	2,1594	38,4198	38,42	116 Kristensen, Henrik H
22	62	29,25	2,1197	37,7123	37,71	3 Henneberg, Claus
23	56	27,79	2,0151	35,8522	35,85	148 Wendelklint, Tony
24	92	45,96	2,0017	35,6143	35,61	152 Steen, Rudi
25	73	36,68	1,9902	35,4087	35,41	57 Andersen, Marius Wigen
26	53	26,92	1,9688	35,0282	35,03	56 Green, Martin
27	76	39,37	1,9304	34,3451	34,35	36 Hein Møller, Erik
28	88	47,28	1,8613	33,1148	33,11	125 Skjoldager, Gert
29	54	29,71	1,8176	32,3376	32,34	6 Low, Michael
30	65	36,69	1,7716	31,5197	31,52	126 Stanley, Per
31	78	51,72	1,5081	26,8320	26,83	71 Schløsser-Møller, Erik
32	31	22,31	1,3895	24,7217	24,72	115 Jensen, Anders Reffelt
33	56	41,24	1,3579	24,1594	24,16	137 Olsen, Dan Hejlemann
34	66	55,44	1,1905	21,1806	21,18	29 Terving, Theo
35	42	40,22	1,0443	18,5791	18,58	48 Sørensen, Jacob
36	43	41,18	1,0442	18,5780	18,58	72 Rickter, Ole
37	39	49,58	0,7866	13,9951	14,00	50 Søiland, Tina
38	5	28,91	0,1730	3,0771	3,08	23 Bech, Henrik
39	0	29,05	0,0000	0,0000	0,00	140 Gersby, Anders
40	0	21,73	0,0000	0,0000	0,00	138 Zarzycki, Athur
41	0	0,00	0,0000	0,0000	0,00	108 Gustavsén, Trod

REVOLVER (STANDARD) -- Overall Stage Results

Rooster Mountain 2010

Printed juli 18, 2010 at 23:30



Stage 9 -- stage 9

	PTS	TIME	HIT FACTOR	STAGE POINTS	STAGE PERCENT	COMPETITOR # Name
1	96	31,28	3,0691	100,0000	100,00	150 Lindfors, Anders
2	96	31,49	3,0486	99,3331	99,33	20 Linskog, Olle
3	82	29,05	2,8227	91,9736	91,97	21 Eilertsen, Ole
4	83	30,73	2,7009	88,0058	88,01	73 Pedersen, Kristian
5	97	40,38	2,4022	78,2710	78,27	98 Søndergaard, Erkki
6	80	35,35	2,2631	73,7388	73,74	144 Nilsson, Ola
7	95	43,28	2,1950	71,5207	71,52	114 Tiensuu, Roger
8	89	53,09	1,6764	54,6227	54,62	35 Drange, Bjarte
9	46	35,48	1,2965	42,2445	42,24	11 Dahlbäck, Ola

OPEN -- Overall Stage Results

Rooster Mountain 2010

Printed juli 18, 2010 at 23:30



Stage 10 -- stage 10

	PTS	TIME	HIT FACTOR	STAGE POINTS	STAGE PERCENT	COMPETITOR # Name
1	122	15,18	8,0369	130,0000	100,00	133 Kirsch, Saul
2	120	19,55	6,1381	99,2864	76,37	62 Huttner, Eli
3	118	20,01	5,8971	95,3872	73,37	32 Pantzer, Bernd
4	117	20,70	5,6522	91,4262	70,33	95 Deleu, Carl
5	121	21,68	5,5812	90,2779	69,44	102 Franta, Steen
6	120	23,27	5,1569	83,4142	64,16	119 Wallin, Joakim
7	121	27,34	4,4257	71,5883	55,07	42 Kykkänen, Harri
8	96	28,17	3,4079	55,1239	42,40	143 Svendsen, K.B.
9	0	0,00	0,0000	0,0000	0,00	22 Friberg, Glenn

STANDARD -- Overall Stage Results

Rooster Mountain 2010

Printed juli 18, 2010 at 23:30



Stage 10 -- stage 10

	PTS	TIME	HIT FACTOR	STAGE POINTS	STAGE PERCENT	COMPETITOR # Name
1	122	17,93	6,8042	130,0000	100,00	93 Jensen, Ralf K
2	118	17,77	6,6404	126,8698	97,59	89 Thomsen, Christian
3	126	19,09	6,6003	126,1039	97,00	149 Birkjaer, Ulrik
4	125	20,02	6,2438	119,2916	91,76	67 Bäckström, Mats O
5	111	18,18	6,1056	116,6522	89,73	109 Syversen, Lars
6	122	20,83	5,8569	111,9011	86,08	53 Östling, Mikeal
7	118	20,43	5,7758	110,3513	84,89	122 Madsen, Bo Stampe
8	120	21,61	5,5530	106,0939	81,61	55 Hirvikallio, Risto
9	110	20,82	5,2834	100,9429	77,65	128 Nielsen, Henrik F
10	116	22,05	5,2608	100,5109	77,32	99 Lindberg, Henrik
11	109	22,19	4,9121	93,8497	72,19	107 Ruohonen, Tony
12	101	20,66	4,8887	93,4017	71,85	127 Skoog, Lars-Tony
13	104	21,33	4,8758	93,1550	71,66	110 Liljeström, Dan
14	121	25,08	4,8246	92,1768	70,91	141 Pedlow, Andrew
15	87	18,38	4,7334	90,4352	69,57	131 Kastell, Peter
16	123	26,49	4,6433	88,7129	68,24	154 Madsen, Claus Nørby
17	109	23,51	4,6363	88,5804	68,14	28 Dahlman, Roland
18	124	27,61	4,4911	85,8063	66,00	96 Bach, Mads Peter
19	97	21,66	4,4783	85,5612	65,82	81 Marjoniemi, Esa
20	112	25,17	4,4497	85,0156	65,40	121 Fristrup, Klaus
21	122	27,95	4,3649	83,3953	64,15	90 Årebråt, Per
22	110	26,36	4,1730	79,7280	61,33	100 Samuelsen, Carsten
23	130	31,34	4,1481	79,2516	60,96	41 Hansen, Gert
24	93	22,78	4,0825	77,9997	60,00	38 Schieck, Peter
25	106	26,61	3,9835	76,1070	58,54	94 Tikkakoski, Mika
26	117	29,41	3,9782	76,0072	58,47	27 Fitzgerald, John
27	125	32,47	3,8497	73,5515	56,58	8 Andersen, Mads
28	98	25,98	3,7721	72,0694	55,44	101 Mortensen, Rene
29	97	27,50	3,5273	67,3912	51,84	59 Pedersen, Finn
30	108	30,94	3,4906	66,6910	51,30	97 Hjortnæs, Niels
31	104	31,62	3,2891	62,8399	48,34	70 Christensen, Claus
32	114	35,10	3,2479	62,0528	47,73	2 Bodé, Jan
33	105	32,79	3,2022	61,1803	47,06	24 Øyvind, Dahl
34	75	23,43	3,2010	61,1579	47,04	91 Lund, Bent
35	91	29,00	3,1379	59,9525	46,12	104 Pico, Steen
36	105	34,34	3,0577	58,4188	44,94	5 Holm, Kent
37	114	37,77	3,0183	57,6662	44,36	61 Nielsen, Jens Bo
38	88	29,20	3,0137	57,5789	44,29	25 Dovland, Bjørn Atle
39	107	35,52	3,0124	57,5539	44,27	85 Hellström, Thomas
40	104	34,78	2,9902	57,1304	43,95	9 Lund, Tobias
41	92	32,15	2,8616	54,6727	42,06	88 Rigtrup, Jørgen
42	94	34,39	2,7334	52,2227	40,17	76 Wiesinger, Mark
43	104	38,15	2,7261	52,0838	40,06	129 Kristensen, Karsten
44	89	32,76	2,7167	51,9051	39,93	34 Munk Andersen, Peter
45	101	39,80	2,5377	48,4844	37,30	1 Bressendorff, Per
46	105	41,38	2,5375	48,4800	37,29	7 Rajchman, Jan

STANDARD -- Overall Stage Results

Rooster Mountain 2010

Printed juli 18, 2010 at 23:30



Stage 10 -- stage 10

	PTS	TIME	HIT FACTOR	STAGE POINTS	STAGE PERCENT	COMPETITOR # Name
47	83	33,19	2,5008	47,7787	36,75	111 Lokkila, Heidi
48	81	34,18	2,3698	45,2769	34,83	65 Larsen, Morten
49	70	29,63	2,3625	45,1367	34,72	4 Flørnæs, Claudi
50	80	34,93	2,2903	43,7578	33,66	123 Agdestein, Bjørge
51	85	37,30	2,2788	43,5385	33,49	83 Westerlund, Roger
52	62	27,32	2,2694	43,3586	33,35	117 Walleen, Sigurd
53	76	33,76	2,2512	43,0105	33,09	153 Birketvedt, Espen
54	74	33,51	2,2083	42,1911	32,45	63 Larsen, Per Valentin
55	109	50,36	2,1644	41,3528	31,81	58 Suutarinen, Kalle
56	100	47,75	2,0942	40,0120	30,78	145 Andersen, Tim
57	99	48,27	2,0510	39,1852	30,14	132 Andersen, Søren
58	82	40,83	2,0083	38,3706	29,52	17 Jensen, Hans Jørgen
59	88	48,53	1,8133	34,6446	26,65	124 Jørdan, Boris
60	66	38,23	1,7264	32,9840	25,37	10 Miklaheim, Fredrik
61	63	39,08	1,6121	30,7999	23,69	69 Leth, Jan
62	43	29,83	1,4415	27,5410	21,19	92 Helmersen, Jesper
63	36	25,88	1,3910	26,5768	20,44	49 Løye, Michael
64	62	47,01	1,3189	25,1980	19,38	146 Johansen, Finn
65	36	32,91	1,0939	20,8996	16,08	46 Törnqvist, Morgan
66	29	36,42	0,7963	15,2132	11,70	103 Kofod, Mikael
67	9	32,87	0,2738	5,2313	4,02	14 Lund, Jess
68	0	0,00	0,0000	0,0000	0,00	106 Thorkildsen, Mårten

PRODUCTION -- Overall Stage Results

Rooster Mountain 2010

Printed juli 18, 2010 at 23:30



Stage 10 -- stage 10

	PTS	TIME	HIT FACTOR	STAGE POINTS	STAGE PERCENT	COMPETITOR # Name
1	120	20,60	5,8252	130,0000	100,00	43 Skaarer, Even
2	112	20,16	5,5556	123,9815	95,37	147 Gyllenberg, Rasmus
3	122	22,24	5,4856	122,4206	94,17	74 McKeown, Timo
4	112	20,65	5,4237	121,0396	93,11	16 Hagemann, Lars
5	114	23,17	4,9202	109,8015	84,46	47 Tran, Faj
6	89	18,87	4,7165	105,2561	80,97	105 Momcilovic, Ljubisa
7	110	24,58	4,4752	99,8712	76,82	45 W. Larsen, Søren
8	112	25,95	4,3160	96,3186	74,09	140 Gersby, Anders
9	118	28,56	4,1317	92,2047	70,93	19 Ditlev Jensen, Christian
10	108	26,75	4,0374	90,1009	69,31	18 SaxHøj, Ulrik
11	106	27,63	3,8364	85,6159	65,86	33 Murphy, Pat
12	106	28,38	3,7350	83,3533	64,12	130 Erni, Martin
13	89	25,14	3,5402	79,0049	60,77	139 Schuldt, Johan
14	116	32,88	3,5280	78,7328	60,56	120 Wennerbom, Anders
15	110	31,36	3,5077	78,2791	60,21	112 Roos, Gunnar
16	98	28,18	3,4776	77,6094	59,70	15 Andersen, Thomas
17	91	27,11	3,3567	74,9102	57,62	54 Johansen, Ronnie
18	102	31,09	3,2808	73,2165	56,32	148 Wendelklint, Tony
19	95	29,69	3,1997	71,4073	54,93	52 Christesen, Christian
20	110	37,91	2,9016	64,7542	49,81	113 Owe, Geir
21	102	35,33	2,8871	64,4297	49,56	36 Hein Møller, Erik
22	118	41,58	2,8379	63,3325	48,72	116 Kristensen, Henrik H
23	104	36,88	2,8200	62,9320	48,41	56 Green, Martin
24	102	37,10	2,7493	61,3558	47,20	78 Kalinen, Riku
25	98	36,50	2,6849	59,9187	46,09	3 Henneberg, Claus
26	91	37,22	2,4449	54,5625	41,97	48 Sørensen, Jacob
27	61	25,03	2,4371	54,3874	41,84	138 Zarzycki, Athur
28	81	33,96	2,3852	53,2288	40,95	126 Stanley, Per
29	77	33,80	2,2781	50,8397	39,11	82 Stahnke, Claus
30	100	46,67	2,1427	47,8180	36,78	152 Steen, Rudi
31	77	38,60	1,9948	44,5177	34,24	57 Andersen, Marius Wigen
32	81	43,71	1,8531	41,3555	31,81	115 Jensen, Anders Reffelt
33	47	30,41	1,5455	34,4914	26,53	6 Low, Michael
34	57	38,66	1,4744	32,9035	25,31	137 Olsen, Dan Hejlemann
35	68	49,59	1,3712	30,6016	23,54	29 Terving, Theo
36	55	49,12	1,1197	24,9881	19,22	125 Skjoldager, Gert
37	59	64,95	0,9084	20,2723	15,59	71 Schlösser-Møller, Erik
38	15	27,25	0,5505	12,2844	9,45	23 Bech, Henrik
39	28	55,30	0,5063	11,2996	8,69	50 Søiland, Tina
40	0	0,00	0,0000	0,0000	0,00	108 Gustavsen, Trod
41	0	40,15	0,0000	0,0000	0,00	72 Rickter, Ole

REVOLVER (STANDARD) -- Overall Stage Results

Rooster Mountain 2010

Printed juli 18, 2010 at 23:30



Stage 10 -- stage 10

	PTS	TIME	HIT FACTOR	STAGE POINTS	STAGE PERCENT	COMPETITOR # Name
1	124	31,49	3,9378	130,0000	100,00	21 Eilertsen, Ole
2	119	33,91	3,5093	115,8547	89,12	73 Pedersen, Kristian
3	123	35,91	3,4252	113,0795	86,98	114 Tiensuu, Roger
4	112	36,46	3,0719	101,4135	78,01	20 Lindskog, Olle
5	116	37,85	3,0647	101,1781	77,83	144 Nilsson, Ola
6	121	42,43	2,8518	94,1470	72,42	35 Drange, Bjarte
7	118	45,30	2,6049	85,9960	66,15	11 Dahlbäck, Ola
8	112	43,21	2,5920	85,5713	65,82	98 Søndergaard, Erkki
9	103	40,35	2,5527	84,2729	64,83	150 Lindfors, Anders

OPEN -- Overall Stage Results

Rooster Mountain 2010

Printed juli 18, 2010 at 23:30



Stage 11 -- stage 11

	PTS	TIME	HIT FACTOR	STAGE POINTS	STAGE PERCENT	COMPETITOR # Name
1	151	18,62	8,1096	160,0000	100,00	133 Kirsch, Saul
2	155	22,42	6,9135	136,4014	85,25	62 Huttner, Eli
3	154	24,93	6,1773	121,8768	76,17	42 Kykkänen, Harri
4	122	21,21	5,7520	113,4859	70,93	95 Deleu, Carl
5	153	28,40	5,3873	106,2908	66,43	32 Pantzer, Bernd
6	155	29,15	5,3173	104,9097	65,57	102 Franta, Steen
7	121	30,24	4,0013	78,9453	49,34	143 Svendsen, K.B.
8	101	25,98	3,8876	76,7017	47,94	119 Wallin, Joakim
9	0	0,00	0,0000	0,0000	0,00	22 Friberg, Glenn

STANDARD -- Overall Stage Results

Rooster Mountain 2010

Printed juli 18, 2010 at 23:30



Stage 11 -- stage 11

	PTS	TIME	HIT FACTOR	STAGE POINTS	STAGE PERCENT	COMPETITOR # Name
1	155	20,53	7,5499	160,0000	100,00	89 Thomsen, Christian
2	146	19,48	7,4949	158,8332	99,27	109 Syversen, Lars
3	156	21,37	7,3000	154,7025	96,69	93 Jensen, Ralf K
4	155	21,71	7,1396	151,3035	94,56	149 Birkjaer, Ulrik
5	152	22,80	6,6667	141,2817	88,30	67 Bäckström, Mats O
6	151	22,82	6,6170	140,2292	87,64	131 Kastell, Peter
7	146	22,14	6,5944	139,7502	87,34	128 Nielsen, Henrik F
8	145	22,30	6,5022	137,7972	86,12	81 Marjoniemi, Esa
9	142	22,08	6,4312	136,2908	85,18	107 Ruohonen, Tony
10	134	22,33	6,0009	127,1725	79,48	122 Madsen, Bo Stampe
11	139	23,95	5,8038	122,9947	76,87	110 Liljeström, Dan
12	153	28,04	5,4565	115,6354	72,27	55 Hirvikallio, Risto
13	135	25,69	5,2550	111,3645	69,60	94 Tikkakoski, Mika
14	150	28,62	5,2411	111,0705	69,42	121 Fristrup, Klaus
15	152	29,03	5,2360	110,9619	69,35	101 Mortensen, Rene
16	124	23,97	5,1731	109,6304	68,52	28 Dahlman, Roland
17	146	28,25	5,1681	109,5246	68,45	38 Schieck, Peter
18	150	29,24	5,1300	108,7154	67,95	96 Bach, Mads Peter
19	155	30,57	5,0703	107,4518	67,16	154 Madsen, Claus Nørby
20	131	25,88	5,0618	107,2715	67,04	91 Lund, Bent
21	136	27,08	5,0222	106,4308	66,52	53 Östling, Mikeal
22	154	30,84	4,9935	105,8239	66,14	49 Løye, Michael
23	158	33,01	4,7864	101,4352	63,40	8 Andersen, Mads
24	140	29,45	4,7538	100,7442	62,97	141 Pedlow, Andrew
25	137	28,97	4,7290	100,2188	62,64	59 Pedersen, Finn
26	158	33,93	4,6566	98,6849	61,68	2 Bodé, Jan
27	144	31,34	4,5948	97,3735	60,86	9 Lund, Tobias
28	142	31,10	4,5659	96,7621	60,48	90 Årebråt, Per
29	138	30,35	4,5470	96,3602	60,23	104 Pico, Steen
30	152	33,57	4,5279	95,9554	59,97	46 Törnqvist, Morgan
31	154	34,08	4,5188	95,7631	59,85	34 Munk Andersen, Peter
32	148	33,13	4,4672	94,6711	59,17	88 Rigtrup, Jørgen
33	144	32,37	4,4486	94,2751	58,92	99 Lindberg, Henrik
34	146	32,97	4,4283	93,8450	58,65	97 Hjortnæs, Niels
35	142	32,53	4,3652	92,5085	57,82	117 Walleen, Sigurd
36	140	34,28	4,0840	86,5495	54,09	123 Agdestein, Bjørge
37	147	36,09	4,0732	86,3193	53,95	25 Dovland, Bjørn Atle
38	146	36,16	4,0376	85,5661	53,48	24 Øyvind, Dahl
39	146	36,70	3,9782	84,3071	52,69	4 Flørnæs, Claudi
40	145	38,24	3,7918	80,3577	50,22	111 Lökkila, Heidi
41	142	37,69	3,7676	79,8435	49,90	17 Jensen, Hans Jørgen
42	144	38,83	3,7085	78,5909	49,12	7 Rajchman, Jan
43	144	39,42	3,6530	77,4146	48,38	129 Kristensen, Karsten
44	135	37,61	3,5895	76,0690	47,54	76 Wiesinger, Mark
45	118	33,39	3,5340	74,8933	46,81	63 Larsen, Per Valentin
46	101	28,96	3,4876	73,9095	46,19	100 Samuelsen, Carsten

STANDARD -- Overall Stage Results

Rooster Mountain 2010

Printed juli 18, 2010 at 23:30



Stage 11 -- stage 11

	PTS	TIME	HIT FACTOR	STAGE POINTS	STAGE PERCENT	COMPETITOR # Name
47	96	28,28	3,3946	71,9398	44,96	85 Hellström, Thomas
48	117	34,62	3,3795	71,6203	44,76	145 Andersen, Tim
49	118	35,03	3,3685	71,3870	44,62	70 Christensen, Claus
50	150	46,50	3,2258	68,3621	42,73	132 Andersen, Søren
51	154	47,93	3,2130	68,0911	42,56	61 Nielsen, Jens Bo
52	135	43,42	3,1092	65,8903	41,18	5 Holm, Kent
53	99	32,76	3,0220	64,0425	40,03	41 Hansen, Gert
54	94	32,02	2,9357	62,2134	38,88	65 Larsen, Morten
55	133	45,34	2,9334	62,1652	38,85	27 Fitzgerald, John
56	110	37,62	2,9240	61,9657	38,73	153 Birketvedt, Espen
57	154	53,66	2,8699	60,8201	38,01	146 Johansen, Finn
58	121	43,73	2,7670	58,6385	36,65	92 Helmersen, Jesper
59	124	47,11	2,6321	55,7809	34,86	103 Kofod, Mikael
60	110	42,36	2,5968	55,0318	34,39	1 Bressendorff, Per
61	84	36,78	2,2838	48,3999	30,25	83 Westerlund, Roger
62	91	40,13	2,2676	48,0562	30,04	69 Leth, Jan
63	144	64,31	2,2392	47,4527	29,66	124 Jørdan, Boris
64	64	30,99	2,0652	43,7659	27,35	10 Miklaheim, Fredrik
65	58	34,77	1,6681	35,3509	22,09	14 Lund, Jess
66	60	43,70	1,3730	29,0969	18,19	58 Suutarinen, Kalle
67	0	0,00	0,0000	0,0000	0,00	127 Skoog, Lars-Tony
68	0	0,00	0,0000	0,0000	0,00	106 Thorkildsen, Mårten

PRODUCTION -- Overall Stage Results

Rooster Mountain 2010

Printed juli 18, 2010 at 23:30



Stage 11 -- stage 11

	PTS	TIME	HIT FACTOR	STAGE POINTS	STAGE PERCENT	COMPETITOR # Name
1	137	20,20	6,7822	160,0000	100,00	105 Momcilovic, Ljubisa
2	152	23,00	6,6087	155,9073	97,44	147 Gyllenberg, Rasmus
3	156	24,55	6,3544	149,9077	93,69	74 McKeown, Timo
4	158	25,29	6,2475	147,3869	92,12	43 Skaarer, Even
5	154	25,72	5,9876	141,2539	88,28	45 W. Larsen, Søren
6	150	25,86	5,8005	136,8401	85,53	16 Hagemann, Lars
7	133	23,89	5,5672	131,3368	82,09	47 Tran, Faj
8	140	28,19	4,9663	117,1612	73,23	140 Gersby, Anders
9	140	28,54	4,9054	115,7244	72,33	120 Wennerbom, Anders
10	138	28,97	4,7635	112,3780	70,24	33 Murphy, Pat
11	148	31,88	4,6424	109,5202	68,45	130 Erni, Martin
12	142	31,98	4,4403	104,7516	65,47	112 Roos, Gunnar
13	144	32,53	4,4267	104,4309	65,27	148 Wendelklint, Tony
14	144	34,52	4,1715	98,4107	61,51	3 Henneberg, Claus
15	144	34,68	4,1522	97,9567	61,22	115 Jensen, Anders Reffelt
16	121	29,59	4,0892	96,4697	60,29	15 Andersen, Thomas
17	140	34,54	4,0533	95,6217	59,76	139 Schuldt, Johan
18	156	38,89	4,0113	94,6319	59,14	113 Owe, Geir
19	100	24,93	4,0112	94,6299	59,14	19 Ditlev Jensen, Christian
20	140	35,31	3,9649	93,5365	58,46	126 Stanley, Per
21	134	34,00	3,9412	92,9772	58,11	23 Bech, Henrik
22	146	37,56	3,8871	91,7018	57,31	18 SaxHøj, Ulrik
23	121	31,48	3,8437	90,6779	56,67	138 Zarzycki, Athur
24	148	39,12	3,7832	89,2511	55,78	57 Andersen, Marius Wigen
25	128	36,11	3,5447	83,6245	52,27	36 Hein Møller, Erik
26	114	32,30	3,5294	83,2632	52,04	78 Kalinen, Riku
27	107	30,85	3,4684	81,8237	51,14	54 Johansen, Ronnie
28	130	38,79	3,3514	79,0632	49,41	48 Sørensen, Jacob
29	133	42,27	3,1464	74,2284	46,39	82 Stahnke, Claus
30	150	47,75	3,1414	74,1086	46,32	152 Steen, Rudi
31	126	41,14	3,0627	72,2532	45,16	52 Christesen, Christian
32	150	53,12	2,8238	66,6168	41,64	116 Kristensen, Henrik H
33	104	37,14	2,8002	66,0606	41,29	6 Low, Michael
34	112	41,34	2,7092	63,9143	39,95	56 Green, Martin
35	142	54,00	2,6296	62,0362	38,77	125 Skjoldager, Gert
36	107	40,76	2,6251	61,9299	38,71	137 Olsen, Dan Hejlemann
37	138	73,35	1,8814	44,3843	27,74	71 Schløsser-Møller, Erik
38	79	53,47	1,4775	34,8552	21,78	29 Terving, Theo
39	48	37,49	1,2803	30,2048	18,88	72 Rickter, Ole
40	63	66,88	0,9420	22,2226	13,89	50 Sjøiland, Tina
41	0	0,00	0,0000	0,0000	0,00	108 Gustavsén, Trod

REVOLVER (STANDARD) -- Overall Stage Results

Rooster Mountain 2010

Printed juli 18, 2010 at 23:30



Stage 11 -- stage 11

	PTS	TIME	HIT FACTOR	STAGE POINTS	STAGE PERCENT	COMPETITOR # Name
1	153	37,28	4,1041	160,0000	100,00	150 Lindfors, Anders
2	155	39,02	3,9723	154,8634	96,79	21 Eilertsen, Ole
3	152	39,57	3,8413	149,7552	93,60	20 Linskog, Olle
4	156	43,93	3,5511	138,4420	86,53	73 Pedersen, Kristian
5	151	42,53	3,5504	138,4159	86,51	144 Nilsson, Ola
6	137	40,98	3,3431	130,3326	81,46	11 Dahlbäck, Ola
7	154	48,04	3,2057	124,9747	78,11	114 Tiensuu, Roger
8	152	47,92	3,1720	123,6606	77,29	35 Drange, Bjarte
9	138	47,42	2,9102	113,4546	70,91	98 Søndergaard, Erkki

OPEN -- Overall Stage Results

Rooster Mountain 2010

Printed juli 18, 2010 at 23:30



Stage 12 -- stage 12

	PTS	TIME	HIT FACTOR	STAGE POINTS	STAGE PERCENT	COMPETITOR # Name
1	55	7,04	7,8125	60,0000	100,00	133 Kirsch, Saul
2	56	8,33	6,7227	51,6303	86,05	62 Huttner, Eli
3	50	9,43	5,3022	40,7211	67,87	102 Franta, Steen
4	54	10,27	5,2580	40,3817	67,30	32 Pantzer, Bernd
5	55	10,79	5,0973	39,1474	65,25	119 Wallin, Joakim
6	52	11,26	4,6181	35,4671	59,11	143 Svendsen, K.B.
7	56	12,49	4,4836	34,4339	57,39	95 Deleu, Carl
8	38	9,90	3,8384	29,4788	49,13	42 Kykkänen, Harri
9	0	0,00	0,0000	0,0000	0,00	22 Friberg, Glenn

STANDARD -- Overall Stage Results

Rooster Mountain 2010

Printed juli 18, 2010 at 23:30



Stage 12 -- stage 12

	PTS	TIME	HIT FACTOR	STAGE POINTS	STAGE PERCENT	COMPETITOR # Name
1	54	8,82	6,1224	60,0000	100,00	93 Jensen, Ralf K
2	57	9,81	5,8104	56,9419	94,90	122 Madsen, Bo Stampe
3	56	10,48	5,3435	52,3664	87,28	107 Ruohonen, Tony
4	57	11,04	5,1630	50,5978	84,33	67 Bäckström, Mats O
5	47	9,83	4,7813	46,8566	78,09	109 Syversen, Lars
6	55	11,97	4,5948	45,0292	75,05	55 Hirvikallio, Risto
7	52	11,51	4,5178	44,2745	73,79	81 Marjoniemi, Esa
8	51	11,40	4,4737	43,8421	73,07	53 Östling, Mikeal
9	37	8,85	4,1808	40,9718	68,29	110 Liljeström, Dan
10	56	13,93	4,0201	39,3970	65,66	101 Mortensen, Rene
11	41	10,20	4,0196	39,3922	65,65	89 Thomsen, Christian
12	50	12,57	3,9777	38,9817	64,97	99 Lindberg, Henrik
13	50	12,61	3,9651	38,8580	64,76	85 Hellström, Thomas
14	58	15,84	3,6616	35,8838	59,81	41 Hansen, Gert
15	42	11,73	3,5806	35,0895	58,48	38 Schieck, Peter
16	54	15,09	3,5785	35,0696	58,45	131 Kastell, Peter
17	36	10,83	3,3241	32,5762	54,29	28 Dahlman, Roland
18	50	16,13	3,0998	30,3782	50,63	88 Rigtrup, Jørgen
19	56	18,29	3,0618	30,0055	50,01	111 Lokkila, Heidi
20	33	10,79	3,0584	29,9722	49,95	128 Nielsen, Henrik F
21	53	17,43	3,0407	29,7992	49,67	154 Madsen, Claus Nørby
22	54	18,06	2,9900	29,3023	48,84	8 Andersen, Mads
23	59	19,89	2,9663	29,0699	48,45	90 Årebråt, Per
24	44	14,92	2,9491	28,9008	48,17	49 Løye, Michael
25	33	11,24	2,9359	28,7722	47,95	96 Bach, Mads Peter
26	47	16,10	2,9193	28,6087	47,68	94 Tikkakoski, Mika
27	50	17,29	2,8918	28,3401	47,23	34 Munk Andersen, Peter
28	46	16,71	2,7528	26,9779	44,96	59 Pedersen, Finn
29	48	17,60	2,7273	26,7273	44,55	70 Christensen, Claus
30	39	14,89	2,6192	25,6682	42,78	24 Øyvind, Dahl
31	50	19,83	2,5214	24,7100	41,18	7 Rajchman, Jan
32	25	9,96	2,5100	24,5984	41,00	127 Skoog, Lars-Tony
33	37	14,76	2,5068	24,5664	40,94	2 Bodé, Jan
34	37	15,27	2,4231	23,7459	39,58	141 Pedlow, Andrew
35	40	16,61	2,4082	23,6002	39,33	117 Walleen, Sigurd
36	33	14,15	2,3322	22,8551	38,09	121 Fristrup, Klaus
37	44	18,88	2,3305	22,8390	38,06	9 Lund, Tobias
38	26	11,21	2,3194	22,7297	37,88	149 Birkjaer, Ulrik
39	33	14,47	2,2806	22,3497	37,25	91 Lund, Bent
40	50	22,34	2,2381	21,9338	36,56	61 Nielsen, Jens Bo
41	44	21,28	2,0677	20,2632	33,77	14 Lund, Jess
42	44	22,87	1,9239	18,8544	31,42	69 Leth, Jan
43	44	23,17	1,8990	18,6103	31,02	129 Kristensen, Karsten
44	37	20,26	1,8263	17,8973	29,83	146 Johansen, Finn
45	36	19,79	1,8191	17,8272	29,71	46 Törnqvist, Morgan
46	25	13,79	1,8129	17,7665	29,61	25 Dovland, Bjørn Atle

STANDARD -- Overall Stage Results

Rooster Mountain 2010

Printed juli 18, 2010 at 23:30



Stage 12 -- stage 12

	PTS	TIME	HIT FACTOR	STAGE POINTS	STAGE PERCENT	COMPETITOR # Name
47	33	18,92	1,7442	17,0930	28,49	17 Jensen, Hans Jørgen
48	31	17,89	1,7328	16,9816	28,30	104 Pico, Steen
49	24	14,56	1,6484	16,1538	26,92	27 Fitzgerald, John
50	27	16,74	1,6129	15,8065	26,34	132 Andersen, Søren
51	29	18,19	1,5943	15,6240	26,04	145 Andersen, Tim
52	35	22,30	1,5695	15,3812	25,64	5 Holm, Kent
53	39	28,40	1,3732	13,4577	22,43	1 Bressendorff, Per
54	18	13,30	1,3534	13,2632	22,11	100 Samuelsen, Carsten
55	29	21,55	1,3457	13,1879	21,98	65 Larsen, Morten
56	20	15,96	1,2531	12,2807	20,47	97 Hjortnæs, Niels
57	29	24,63	1,1774	11,5388	19,23	83 Westerlund, Roger
58	20	17,15	1,1662	11,4286	19,05	10 Miklaheim, Fredrik
59	30	27,51	1,0905	10,6870	17,81	76 Wiesinger, Mark
60	18	19,80	0,9091	8,9091	14,85	63 Larsen, Per Valentin
61	13	14,47	0,8984	8,8044	14,67	4 Flørnæs, Claudi
62	16	20,42	0,7835	7,6787	12,80	103 Kofod, Mikael
63	20	26,34	0,7593	7,4412	12,40	124 Jørdan, Boris
64	11	18,62	0,5908	5,7895	9,65	123 Agdestein, Bjørge
65	1	17,59	0,0569	0,5571	0,93	92 Helmersen, Jesper
66	0	16,05	0,0000	0,0000	0,00	58 Suutarinen, Kalle
67	0	12,21	0,0000	0,0000	0,00	153 Birketvedt, Espen
68	0	0,00	0,0000	0,0000	0,00	106 Thorkildsen, Mårten

PRODUCTION -- Overall Stage Results

Rooster Mountain 2010

Printed juli 18, 2010 at 23:30




Stage 12 -- stage 12

	PTS	TIME	HIT FACTOR	STAGE POINTS	STAGE PERCENT	COMPETITOR # Name
1	52	8,48	6,1321	60,0000	100,00	105 Momcilovic, Ljubisa
2	52	10,13	5,1333	50,2271	83,71	43 Skaarer, Even
3	46	9,08	5,0661	49,5696	82,62	147 Gyllenberg, Rasmus
4	52	11,54	4,5061	44,0901	73,48	74 McKeown, Timo
5	52	12,11	4,2940	42,0149	70,02	47 Tran, Faj
6	52	12,15	4,2798	41,8765	69,79	45 W. Larsen, Søren
7	48	12,66	3,7915	37,0981	61,83	15 Andersen, Thomas
8	48	13,23	3,6281	35,4997	59,17	33 Murphy, Pat
9	46	13,85	3,3213	32,4976	54,16	120 Wennerbom, Anders
10	52	15,89	3,2725	32,0201	53,37	148 Wendelklint, Tony
11	46	15,65	2,9393	28,7599	47,93	82 Stahnke, Claus
12	48	17,40	2,7586	26,9920	44,99	112 Roos, Gunnar
13	48	17,96	2,6726	26,1504	43,58	3 Henneberg, Claus
14	46	17,36	2,6498	25,9270	43,21	126 Stanley, Per
15	37	15,23	2,4294	23,7709	39,62	18 SaxHøj, Ulrik
16	48	20,93	2,2934	22,4396	37,40	113 Owe, Geir
17	50	24,61	2,0317	19,8793	33,13	116 Kristensen, Henrik H
18	33	16,69	1,9772	19,3465	32,24	72 Rickter, Ole
19	48	25,35	1,8935	18,5271	30,88	78 Kalinen, Riku
20	35	19,08	1,8344	17,9487	29,91	56 Green, Martin
21	31	17,07	1,8161	17,7694	29,62	48 Sørensen, Jacob
22	35	20,23	1,7301	16,9284	28,21	52 Christesen, Christian
23	22	13,22	1,6641	16,2830	27,14	19 Ditlev Jensen, Christian
24	23	14,44	1,5928	15,5849	25,97	130 Erni, Martin
25	31	21,85	1,4188	13,8821	23,14	125 Skjoldager, Gert
26	18	13,72	1,3120	12,8370	21,39	54 Johansen, Ronnie
27	25	19,64	1,2729	12,4550	20,76	138 Zarzycki, Athur
28	18	14,69	1,2253	11,9893	19,98	140 Gersby, Anders
29	11	8,99	1,2236	11,9723	19,95	16 Hagemann, Lars
30	37	33,05	1,1195	10,9540	18,26	50 Søiland, Tina
31	16	14,38	1,1127	10,8869	18,14	23 Bech, Henrik
32	18	18,47	0,9746	9,5356	15,89	57 Andersen, Marius Wigen
33	20	26,10	0,7663	7,4978	12,50	71 Schløsser-Møller, Erik
34	33	48,37	0,6822	6,6755	11,13	29 Terving, Theo
35	9	14,84	0,6065	5,9341	9,89	115 Jensen, Anders Reffelt
36	9	17,10	0,5263	5,1498	8,58	152 Steen, Rudi
37	5	16,54	0,3023	2,9579	4,93	137 Olsen, Dan Hejlemann
38	0	0,00	0,0000	0,0000	0,00	108 Gustavsén, Trod
39	0	14,20	0,0000	0,0000	0,00	6 Low, Michael
40	0	14,87	0,0000	0,0000	0,00	139 Schuldt, Johan
41	0	16,22	0,0000	0,0000	0,00	36 Hein Møller, Erik

REVOLVER (STANDARD) -- Overall Stage Results

Rooster Mountain 2010

Printed juli 18, 2010 at 23:30



Stage 12 -- stage 12

	PTS	TIME	HIT FACTOR	STAGE POINTS	STAGE PERCENT	COMPETITOR # Name
1	51	15,01	3,3977	60,0000	100,00	21 Eilertsen, Ole
2	56	18,04	3,1042	54,8167	91,36	114 Tiensuu, Roger
3	55	20,06	2,7418	48,4165	80,69	150 Lindfors, Anders
4	50	19,14	2,6123	46,1307	76,88	35 Drange, Bjarte
5	54	21,68	2,4908	43,9842	73,31	20 Lindskog, Olle
6	37	17,90	2,0670	36,5015	60,84	73 Pedersen, Kristian
7	36	18,61	1,9344	34,1600	56,93	144 Nilsson, Ola
8	39	22,89	1,7038	30,0871	50,15	11 Dahlbäck, Ola
9	6	20,78	0,2887	5,0988	8,50	98 Søndergaard, Erkki

OPEN -- Overall Stage Results

Rooster Mountain 2010

Printed juli 18, 2010 at 23:30



Stage 13 -- stage 13

	PTS	TIME	HIT FACTOR	STAGE POINTS	STAGE PERCENT	COMPETITOR # Name
1	56	6,70	8,3582	65,0000	100,00	133 Kirsch, Saul
2	56	8,24	6,7961	52,8519	81,31	95 Deleu, Carl
3	59	9,71	6,0762	47,2534	72,70	42 Kykkänen, Harri
4	58	10,31	5,6256	43,7491	67,31	119 Wallin, Joakim
5	59	11,25	5,2444	40,7849	62,75	143 Svendsen, K.B.
6	54	11,44	4,7203	36,7086	56,47	32 Pantzer, Bernd
7	43	10,14	4,2406	32,9785	50,74	102 Franta, Steen
8	61	16,30	3,7423	29,1033	44,77	62 Huttner, Eli
9	0	0,00	0,0000	0,0000	0,00	22 Friberg, Glenn

STANDARD -- Overall Stage Results

Rooster Mountain 2010

Printed juli 18, 2010 at 23:30



Stage 13 -- stage 13

	PTS	TIME	HIT FACTOR	STAGE POINTS	STAGE PERCENT	COMPETITOR # Name
1	60	8,02	7,4813	65,0000	100,00	89 Thomsen, Christian
2	60	8,64	6,9444	60,3357	92,82	93 Jensen, Ralf K
3	56	8,55	6,5497	56,9060	87,55	127 Skoog, Lars-Tony
4	58	9,63	6,0228	52,3285	80,51	55 Hirvikallio, Risto
5	56	9,35	5,9893	52,0371	80,06	122 Madsen, Bo Stampe
6	54	9,36	5,7692	50,1250	77,12	81 Marjoniemi, Esa
7	55	9,71	5,6643	49,2130	75,71	53 Östling, Mikeal
8	46	9,12	5,0439	43,8227	67,42	110 Liljeström, Dan
9	60	12,14	4,9423	42,9407	66,06	25 Dovland, Bjørn Atle
10	39	8,07	4,8327	41,9882	64,60	67 Bäckström, Mats O
11	54	11,21	4,8171	41,8528	64,39	141 Pedlow, Andrew
12	53	11,02	4,8094	41,7860	64,29	99 Lindberg, Henrik
13	53	11,18	4,7406	41,1880	63,37	128 Nielsen, Henrik F
14	44	9,52	4,6218	40,1562	61,78	107 Ruohonen, Tony
15	45	9,83	4,5778	39,7737	61,19	153 Birketvedt, Espen
16	49	10,87	4,5078	39,1654	60,25	38 Schieck, Peter
17	59	13,27	4,4461	38,6294	59,43	85 Hellström, Thomas
18	59	13,43	4,3931	38,1692	58,72	131 Kastell, Peter
19	38	8,80	4,3182	37,5178	57,72	109 Syversen, Lars
20	47	11,42	4,1156	35,7576	55,01	41 Hansen, Gert
21	57	13,86	4,1126	35,7312	54,97	132 Andersen, Søren
22	53	13,33	3,9760	34,5448	53,15	7 Rajchman, Jan
23	46	11,91	3,8623	33,5570	51,63	90 Årebråt, Per
24	47	12,20	3,8525	33,4715	51,49	94 Tikkakoski, Mika
25	57	15,41	3,6989	32,1372	49,44	154 Madsen, Claus Nørby
26	61	16,58	3,6791	31,9655	49,18	111 Lokkila, Heidi
27	45	12,76	3,5266	30,6407	47,14	101 Mortensen, Rene
28	41	11,64	3,5223	30,6032	47,08	121 Fristrup, Klaus
29	47	13,38	3,5127	30,5196	46,95	2 Bodé, Jan
30	40	11,62	3,4423	29,9082	46,01	59 Pedersen, Finn
31	53	15,44	3,4326	29,8239	45,88	9 Lund, Tobias
32	57	16,71	3,4111	29,6370	45,60	83 Westerlund, Roger
33	43	12,63	3,4046	29,5802	45,51	5 Holm, Kent
34	57	17,12	3,3294	28,9273	44,50	129 Kristensen, Karsten
35	30	9,05	3,3149	28,8011	44,31	149 Birkjaer, Ulrik
36	51	15,70	3,2484	28,2232	43,42	17 Jensen, Hans Jørgen
37	32	10,09	3,1715	27,5547	42,39	91 Lund, Bent
38	45	14,27	3,1535	27,3984	42,15	88 Rigtrup, Jørgen
39	50	16,17	3,0921	26,8656	41,33	76 Wiesinger, Mark
40	43	14,03	3,0649	26,6285	40,97	92 Helmersen, Jesper
41	43	14,12	3,0453	26,4588	40,71	123 Agdestein, Bjørge
42	55	18,17	3,0270	26,2993	40,46	1 Bressendorff, Per
43	57	19,88	2,8672	24,9112	38,32	34 Munk Andersen, Peter
44	31	11,04	2,8080	24,3966	37,53	27 Fitzgerald, John
45	53	19,33	2,7419	23,8221	36,65	146 Johansen, Finn
46	55	20,15	2,7295	23,7151	36,48	61 Nielsen, Jens Bo

STANDARD -- Overall Stage Results

Rooster Mountain 2010

Printed juli 18, 2010 at 23:30



Stage 13 -- stage 13

	PTS	TIME	HIT FACTOR	STAGE POINTS	STAGE PERCENT	COMPETITOR # Name
47	45	16,51	2,7256	23,6811	36,43	69 Leth, Jan
48	49	19,02	2,5762	22,3832	34,44	8 Andersen, Mads
49	28	11,24	2,4911	21,6435	33,30	104 Pico, Steen
50	38	15,89	2,3914	20,7776	31,97	14 Lund, Jess
51	34	14,49	2,3464	20,3867	31,36	96 Bach, Mads Peter
52	28	11,96	2,3411	20,3406	31,29	100 Samuelsen, Carsten
53	52	22,83	2,2777	19,7895	30,45	58 Suutarinen, Kalle
54	27	12,57	2,1480	18,6623	28,71	46 Törnqvist, Morgan
55	43	23,15	1,8575	16,1382	24,83	10 Miklaheim, Fredrik
56	21	12,05	1,7427	15,1415	23,29	4 Flørnæs, Claudi
57	25	14,75	1,6949	14,7260	22,66	103 Kofod, Mikael
58	24	14,56	1,6484	14,3214	22,03	24 Øyvind, Dahl
59	19	13,21	1,4383	12,4965	19,23	70 Christensen, Claus
60	19	13,57	1,4001	12,1649	18,72	63 Larsen, Per Valentin
61	15	11,74	1,2777	11,1009	17,08	49 Løye, Michael
62	11	8,94	1,2304	10,6903	16,45	28 Dahlman, Roland
63	21	17,73	1,1844	10,2908	15,83	145 Andersen, Tim
64	12	12,75	0,9412	8,1773	12,58	97 Hjortnæs, Niels
65	19	22,09	0,8601	7,4730	11,50	124 Jørdan, Boris
66	8	12,09	0,6617	5,7491	8,84	65 Larsen, Morten
67	0	0,00	0,0000	0,0000	0,00	106 Thorkildsen, Mårten
68	0	12,45	0,0000	0,0000	0,00	117 Walleen, Sigurd

PRODUCTION -- Overall Stage Results

Rooster Mountain 2010

Printed juli 18, 2010 at 23:30



Stage 13 -- stage 13

	PTS	TIME	HIT FACTOR	STAGE POINTS	STAGE PERCENT	COMPETITOR # Name
1	51	8,11	6,2885	65,0000	100,00	105 Momcilovic, Ljubisa
2	51	8,18	6,2347	64,4438	99,14	47 Tran, Faj
3	57	9,81	5,8104	60,0579	92,40	74 McKeown, Timo
4	53	9,15	5,7923	59,8713	92,11	43 Skaarer, Even
5	61	12,15	5,0206	51,8941	79,84	33 Murphy, Pat
6	36	7,35	4,8980	50,6266	77,89	16 Hagemann, Lars
7	47	9,86	4,7667	49,2703	75,80	45 W. Larsen, Søren
8	53	12,30	4,3089	44,5384	68,52	140 Gersby, Anders
9	55	13,24	4,1541	42,9377	66,06	139 Schuldt, Johan
10	43	10,55	4,0758	42,1289	64,81	148 Wendelklint, Tony
11	38	9,59	3,9625	40,9571	63,01	147 Gyllenberg, Rasmus
12	45	11,80	3,8136	39,4180	60,64	130 Erni, Martin
13	55	14,86	3,7012	38,2567	58,86	54 Johansen, Ronnie
14	49	13,51	3,6269	37,4891	57,68	6 Low, Michael
15	47	13,15	3,5741	36,9433	56,84	115 Jensen, Anders Reffelt
16	53	14,94	3,5475	36,6682	56,41	126 Stanley, Per
17	51	15,12	3,3730	34,8644	53,64	52 Christesen, Christian
18	42	13,28	3,1627	32,6900	50,29	3 Henneberg, Claus
19	45	14,23	3,1623	32,6867	50,29	19 Ditlev Jensen, Christian
20	40	12,70	3,1496	32,5552	50,08	113 Owe, Geir
21	57	18,35	3,1063	32,1072	49,40	116 Kristensen, Henrik H
22	34	11,16	3,0466	31,4904	48,45	112 Roos, Gunnar
23	32	10,81	2,9602	30,5977	47,07	15 Andersen, Thomas
24	34	11,50	2,9565	30,5594	47,01	56 Green, Martin
25	45	16,57	2,7158	28,0708	43,19	152 Steen, Rudi
26	39	15,39	2,5341	26,1933	40,30	23 Bech, Henrik
27	34	16,15	2,1053	21,7606	33,48	72 Rickter, Ole
28	26	12,56	2,0701	21,3967	32,92	18 SaxHøj, Ulrik
29	28	13,58	2,0619	21,3119	32,79	120 Wennerbom, Anders
30	47	23,53	1,9975	20,6462	31,76	48 Sørensen, Jacob
31	24	12,43	1,9308	19,9574	30,70	82 Stahnke, Claus
32	28	14,90	1,8792	19,4239	29,88	137 Olsen, Dan Hejlemann
33	30	17,59	1,7055	17,6287	27,12	36 Hein Møller, Erik
34	30	19,02	1,5773	16,3033	25,08	125 Skjoldager, Gert
35	36	35,69	1,0087	10,4261	16,04	29 Terving, Theo
36	22	27,36	0,8041	8,3113	12,79	50 Søiland, Tina
37	13	23,67	0,5492	5,6769	8,73	71 Schløsser-Møller, Erik
38	0	0,00	0,0000	0,0000	0,00	108 Gustavsen, Trod
39	0	20,20	0,0000	0,0000	0,00	138 Zarzycki, Athur
40	0	11,62	0,0000	0,0000	0,00	78 Kalinen, Riku
41	0	20,68	0,0000	0,0000	0,00	57 Andersen, Marius Wigen

REVOLVER (STANDARD) -- Overall Stage Results

Rooster Mountain 2010

Printed juli 18, 2010 at 23:30



Stage 13 -- stage 13

	PTS	TIME	HIT FACTOR	STAGE POINTS	STAGE PERCENT	COMPETITOR # Name
1	59	13,22	4,4629	65,0000	100,00	21 Eilertsen, Ole
2	57	16,43	3,4693	50,5278	77,74	150 Lindfors, Anders
3	58	16,85	3,4421	50,1327	77,13	114 Tiensuu, Roger
4	58	17,89	3,2420	47,2183	72,64	35 Drange, Bjarte
5	50	16,33	3,0618	44,5940	68,61	144 Nilsson, Ola
6	63	20,74	3,0376	44,2410	68,06	73 Pedersen, Kristian
7	57	19,11	2,9827	43,4417	66,83	20 Lindskog, Olle
8	56	19,60	2,8571	41,6126	64,02	11 Dahlbäck, Ola
9	24	17,33	1,3849	20,1700	31,03	98 Søndergaard, Erkki

OPEN -- Overall Stage Results

Rooster Mountain 2010

Printed juli 18, 2010 at 23:30



Stage 14 -- stage 14

	PTS	TIME	HIT FACTOR	STAGE POINTS	STAGE PERCENT	COMPETITOR # Name
1	156	19,81	7,8748	160,0000	100,00	133 Kirsch, Saul
2	153	22,75	6,7253	136,6438	85,40	62 Huttner, Eli
3	149	24,81	6,0056	122,0223	76,26	119 Wallin, Joakim
4	146	25,03	5,8330	118,5146	74,07	32 Pantzer, Bernd
5	144	25,10	5,7371	116,5651	72,85	95 Deleu, Carl
6	154	27,30	5,6410	114,6141	71,63	102 Franta, Steen
7	155	29,36	5,2793	107,2644	67,04	42 Kykkänen, Harri
8	132	31,10	4,2444	86,2370	53,90	143 Svendsen, K.B.
9	0	0,00	0,0000	0,0000	0,00	22 Friberg, Glenn

STANDARD -- Overall Stage Results

Rooster Mountain 2010

Printed juli 18, 2010 at 23:30



Stage 14 -- stage 14

	PTS	TIME	HIT FACTOR	STAGE POINTS	STAGE PERCENT	COMPETITOR # Name
1	148	21,46	6,8966	160,0000	100,00	127 Skoog, Lars-Tony
2	156	24,30	6,4198	148,9383	93,09	93 Jensen, Ralf K
3	157	24,83	6,3230	146,6935	91,68	149 Birkjaer, Ulrik
4	153	24,83	6,1619	142,9561	89,35	107 Ruohonen, Tony
5	158	26,91	5,8714	136,2170	85,14	81 Marjoniemi, Esa
6	158	27,47	5,7517	133,4401	83,40	122 Madsen, Bo Stampe
7	154	26,82	5,7420	133,2140	83,26	67 Bäckström, Mats O
8	144	25,71	5,6009	129,9417	81,21	109 Syversen, Lars
9	132	23,59	5,5956	129,8177	81,14	110 Liljeström, Dan
10	156	29,44	5,2989	122,9348	76,83	53 Östling, Mikeal
11	146	27,61	5,2879	122,6802	76,68	128 Nielsen, Henrik F
12	150	29,55	5,0761	117,7665	73,60	99 Lindberg, Henrik
13	141	28,24	4,9929	115,8357	72,40	89 Thomsen, Christian
14	150	30,64	4,8956	113,5770	70,99	55 Hirvikallio, Risto
15	148	30,37	4,8732	113,0589	70,66	2 Bodé, Jan
16	144	29,56	4,8714	113,0176	70,64	101 Mortensen, Rene
17	152	31,72	4,7919	111,1728	69,48	25 Dovland, Bjørn Atle
18	154	32,16	4,7886	111,0945	69,43	8 Andersen, Mads
19	140	29,91	4,6807	108,5924	67,87	28 Dahlman, Roland
20	135	29,51	4,5747	106,1335	66,33	117 Walleen, Sigurd
21	156	34,60	4,5087	104,6012	65,38	121 Fristrup, Klaus
22	148	33,09	4,4727	103,7655	64,85	41 Hansen, Gert
23	138	30,87	4,4704	103,7123	64,82	153 Birketvedt, Espen
24	152	34,07	4,4614	103,5046	64,69	14 Lund, Jess
25	152	35,01	4,3416	100,7255	62,95	141 Pedlow, Andrew
26	152	35,22	4,3157	100,1249	62,58	154 Madsen, Claus Nørby
27	119	27,72	4,2929	99,5960	62,25	38 Schieck, Peter
28	135	31,69	4,2600	98,8324	61,77	91 Lund, Bent
29	143	34,13	4,1899	97,2048	60,75	90 Årebråt, Per
30	153	36,69	4,1701	96,7457	60,47	111 Lokkila, Heidi
31	130	31,57	4,1178	95,5337	59,71	49 Løye, Michael
32	128	31,22	4,0999	95,1185	59,45	59 Pedersen, Finn
33	142	34,67	4,0958	95,0216	59,39	96 Bach, Mads Peter
34	150	37,06	4,0475	93,9018	58,69	88 Rigrup, Jørgen
35	154	39,00	3,9487	91,6103	57,26	17 Jensen, Hans Jørgen
36	152	38,60	3,9378	91,3575	57,10	34 Munk Andersen, Peter
37	135	34,66	3,8950	90,3635	56,48	27 Fitzgerald, John
38	154	39,75	3,8742	89,8818	56,18	9 Lund, Tobias
39	143	37,37	3,8266	88,7771	55,49	85 Hellström, Thomas
40	86	22,58	3,8087	88,3614	55,23	131 Kastell, Peter
41	140	36,90	3,7940	88,0217	55,01	104 Pico, Steen
42	112	30,28	3,6988	85,8124	53,63	70 Christensen, Claus
43	154	42,40	3,6321	84,2642	52,67	123 Agdestein, Bjørge
44	140	38,90	3,5990	83,4961	52,19	7 Rajchman, Jan
45	130	36,56	3,5558	82,4945	51,56	46 Törnqvist, Morgan
46	136	38,88	3,4979	81,1523	50,72	129 Kristensen, Karsten

STANDARD -- Overall Stage Results

Rooster Mountain 2010

Printed juli 18, 2010 at 23:30



Stage 14 -- stage 14

	PTS	TIME	HIT FACTOR	STAGE POINTS	STAGE PERCENT	COMPETITOR # Name
47	126	36,98	3,4072	79,0481	49,41	63 Larsen, Per Valentin
48	113	34,08	3,3157	76,9249	48,08	100 Samuelsen, Carsten
49	150	46,60	3,2189	74,6781	46,67	1 Bressendorff, Per
50	137	43,00	3,1860	73,9163	46,20	94 Tikkakoski, Mika
51	146	46,13	3,1650	73,4273	45,89	5 Holm, Kent
52	131	42,24	3,1013	71,9508	44,97	65 Larsen, Morten
53	140	45,64	3,0675	71,1656	44,48	61 Nielsen, Jens Bo
54	105	34,79	3,0181	70,0201	43,76	97 Hjortnæs, Niels
55	148	49,14	3,0118	69,8738	43,67	24 Øyvind, Dahl
56	123	41,46	2,9667	68,8278	43,02	10 Miklaheim, Fredrik
57	130	44,13	2,9458	68,3435	42,71	83 Westerlund, Roger
58	160	57,10	2,8021	65,0088	40,63	146 Johansen, Finn
59	110	39,39	2,7926	64,7880	40,49	92 Helmersen, Jesper
60	137	49,78	2,7521	63,8489	39,91	132 Andersen, Søren
61	113	41,52	2,7216	63,1407	39,46	76 Wiesinger, Mark
62	140	52,59	2,6621	61,7608	38,60	69 Leth, Jan
63	106	41,02	2,5841	59,9512	37,47	145 Andersen, Tim
64	123	48,36	2,5434	59,0074	36,88	103 Kofod, Mikael
65	143	70,66	2,0238	46,9516	29,34	58 Suutarinen, Kalle
66	54	45,42	1,1889	27,5826	17,24	4 Flørnæs, Claudi
67	95	84,42	1,1253	26,1076	16,32	124 Jørdan, Boris
68	0	0,00	0,0000	0,0000	0,00	106 Thorkildsen, Mårten

PRODUCTION -- Overall Stage Results

Rooster Mountain 2010

Printed juli 18, 2010 at 23:30



Stage 14 -- stage 14

	PTS	TIME	HIT FACTOR	STAGE POINTS	STAGE PERCENT	COMPETITOR # Name
1	146	23,07	6,3286	160,0000	100,00	147 Gyllenberg, Rasmus
2	142	23,83	5,9589	150,6534	94,16	105 Momcilovic, Ljubisa
3	134	22,73	5,8953	149,0459	93,15	16 Hagemann, Lars
4	156	27,92	5,5874	141,2615	88,29	74 McKeown, Timo
5	142	26,17	5,4261	137,1827	85,74	45 W. Larsen, Søren
6	144	27,31	5,2728	133,3078	83,32	47 Tran, Faj
7	148	32,02	4,6221	116,8571	73,04	139 Schuldt, Johan
8	142	31,98	4,4403	112,2599	70,16	140 Gersby, Anders
9	141	32,37	4,3559	110,1263	68,83	43 Skaarer, Even
10	154	35,71	4,3125	109,0299	68,14	52 Christesen, Christian
11	146	34,25	4,2628	107,7723	67,36	130 Erni, Martin
12	150	36,39	4,1220	104,2135	65,13	120 Wennerbom, Anders
13	146	35,45	4,1185	104,1241	65,08	148 Wendelklint, Tony
14	140	34,07	4,1092	103,8893	64,93	54 Johansen, Ronnie
15	135	33,00	4,0909	103,4272	64,64	82 Stahnke, Claus
16	125	30,87	4,0492	102,3736	63,98	15 Andersen, Thomas
17	136	34,44	3,9489	99,8368	62,40	112 Roos, Gunnar
18	116	31,18	3,7203	94,0582	58,79	18 SaxHøj, Ulrik
19	139	37,92	3,6656	92,6747	57,92	56 Green, Martin
20	138	38,16	3,6164	91,4293	57,14	3 Henneberg, Claus
21	144	39,84	3,6145	91,3814	57,11	19 Ditlev Jensen, Christian
22	132	37,86	3,4865	88,1471	55,09	6 Low, Michael
23	113	33,65	3,3581	84,9001	53,06	33 Murphy, Pat
24	130	39,94	3,2549	82,2906	51,43	29 Terving, Theo
25	127	40,24	3,1561	79,7922	49,87	78 Kalinen, Riku
26	116	37,80	3,0688	77,5856	48,49	23 Bech, Henrik
27	103	34,52	2,9838	75,4364	47,15	138 Zarzycki, Athur
28	134	46,27	2,8960	73,2184	45,76	152 Steen, Rudi
29	146	53,88	2,7097	68,5078	42,82	113 Owe, Geir
30	148	57,55	2,5717	65,0176	40,64	116 Kristensen, Henrik H
31	117	47,27	2,4751	62,5770	39,11	36 Hein Møller, Erik
32	91	38,32	2,3747	60,0386	37,52	126 Stanley, Per
33	117	50,55	2,3145	58,5167	36,57	48 Sørensen, Jacob
34	104	46,70	2,2270	56,3030	35,19	115 Jensen, Anders Reffelt
35	130	60,42	2,1516	54,3973	34,00	57 Andersen, Marius Wigen
36	95	44,82	2,1196	53,5879	33,49	137 Olsen, Dan Hejlemann
37	130	61,62	2,1097	53,3380	33,34	125 Skjoldager, Gert
38	123	64,75	1,8996	48,0264	30,02	71 Schløsser-Møller, Erik
39	118	66,45	1,7758	44,8954	28,06	72 Rickter, Ole
40	117	84,00	1,3929	35,2145	22,01	50 Sjøiland, Tina
41	0	0,00	0,0000	0,0000	0,00	108 Gustavsen, Trod

REVOLVER (STANDARD) -- Overall Stage Results

Rooster Mountain 2010

Printed juli 18, 2010 at 23:30




Stage 14 -- stage 14

	PTS	TIME	HIT FACTOR	STAGE POINTS	STAGE PERCENT	COMPETITOR # Name
1	154	35,05	4,3937	160,0000	100,00	21 Eilertsen, Ole
2	156	37,66	4,1423	150,8452	94,28	20 Lindskog, Olle
3	153	43,67	3,5035	127,5838	79,74	35 Drange, Bjarte
4	154	45,30	3,3996	123,7969	77,37	114 Tiensuu, Roger
5	150	44,13	3,3990	123,7783	77,36	150 Lindfors, Anders
6	137	41,60	3,2933	119,9263	74,95	144 Nilsson, Ola
7	152	48,01	3,1660	115,2920	72,06	73 Pedersen, Kristian
8	154	49,45	3,1143	113,4075	70,88	98 Søndergaard, Erkki
9	150	67,61	2,2186	80,7919	50,49	11 Dahlbäck, Ola

OPEN -- Overall Stage Results

Rooster Mountain 2010

Printed juli 18, 2010 at 23:30



Stage 15 -- stage 15

	PTS	TIME	HIT FACTOR	STAGE POINTS	STAGE PERCENT	COMPETITOR # Name
1	44	3,96	11,1111	45,0000	100,00	133 Kirsch, Saul
2	43	4,63	9,2873	37,6134	83,59	95 Deleu, Carl
3	43	4,99	8,6172	34,8998	77,56	62 Huttner, Eli
4	41	5,12	8,0078	32,4316	72,07	32 Pantzer, Bernd
5	45	5,87	7,6661	31,0477	68,99	42 Kykkänen, Harri
6	44	6,02	7,3090	29,6013	65,78	102 Franta, Steen
7	45	6,27	7,1770	29,0670	64,59	119 Wallin, Joakim
8	37	5,98	6,1873	25,0585	55,69	143 Svendsen, K.B.
9	0	0,00	0,0000	0,0000	0,00	22 Friberg, Glenn

STANDARD -- Overall Stage Results

Rooster Mountain 2010

Printed juli 18, 2010 at 23:30



Stage 15 -- stage 15

	PTS	TIME	HIT FACTOR	STAGE POINTS	STAGE PERCENT	COMPETITOR # Name
1	44	4,44	9,9099	45,0000	100,00	127 Skoog, Lars-Tony
2	43	4,47	9,6197	43,6821	97,07	89 Thomsen, Christian
3	43	4,61	9,3275	42,3556	94,12	109 Syversen, Lars
4	41	4,81	8,5239	38,7063	86,01	149 Birkjaer, Ulrik
5	43	5,08	8,4646	38,4368	85,42	128 Nielsen, Henrik F
6	44	5,22	8,4291	38,2759	85,06	107 Ruohonen, Tony
7	41	4,87	8,4189	38,2294	84,95	93 Jensen, Ralf K
8	41	5,21	7,8695	35,7346	79,41	131 Kastell, Peter
9	44	5,75	7,6522	34,7478	77,22	55 Hirvikallio, Risto
10	45	5,99	7,5125	34,1137	75,81	53 Östling, Mikeal
11	43	5,77	7,4523	33,8404	75,20	122 Madsen, Bo Stampe
12	41	5,52	7,4275	33,7278	74,95	94 Tikkakoski, Mika
13	43	5,99	7,1786	32,5975	72,44	28 Dahlman, Roland
14	45	6,35	7,0866	32,1797	71,51	99 Lindberg, Henrik
15	41	6,03	6,7993	30,8752	68,61	121 Fristrup, Klaus
16	41	6,12	6,6993	30,4211	67,60	96 Bach, Mads Peter
17	41	6,13	6,6884	30,3715	67,49	38 Schieck, Peter
18	41	6,16	6,6558	30,2236	67,16	100 Samuelsen, Carsten
19	44	6,63	6,6365	30,1357	66,97	141 Pedlow, Andrew
20	45	6,90	6,5217	29,6146	65,81	41 Hansen, Gert
21	42	7,18	5,8496	26,5624	59,03	111 Lokkila, Heidi
22	43	7,38	5,8266	26,4579	58,80	63 Larsen, Per Valentin
23	41	7,27	5,6396	25,6090	56,91	117 Walleen, Sigurd
24	37	6,57	5,6317	25,5729	56,83	97 Hjortnæs, Niels
25	42	7,49	5,6075	25,4630	56,58	27 Fitzgerald, John
26	37	6,66	5,5556	25,2273	56,06	101 Mortensen, Rene
27	37	6,67	5,5472	25,1895	55,98	59 Pedersen, Finn
28	41	7,40	5,5405	25,1591	55,91	17 Jensen, Hans Jørgen
29	43	7,78	5,5270	25,0976	55,77	9 Lund, Tobias
30	39	7,23	5,3942	24,4945	54,43	10 Miklaheim, Fredrik
31	39	7,31	5,3352	24,2265	53,84	104 Pico, Steen
32	37	6,95	5,3237	24,1746	53,72	153 Birketvedt, Espen
33	29	5,51	5,2632	23,8995	53,11	67 Bäckström, Mats O
34	39	7,45	5,2349	23,7712	52,82	14 Lund, Jess
35	39	7,54	5,1724	23,4875	52,19	91 Lund, Bent
36	29	5,64	5,1418	23,3486	51,89	110 Liljeström, Dan
37	42	8,19	5,1282	23,2867	51,75	154 Madsen, Claus Nørby
38	44	8,68	5,0691	23,0184	51,15	123 Agdestein, Bjørge
39	41	8,12	5,0493	22,9282	50,95	129 Kristensen, Karsten
40	33	6,69	4,9327	22,3991	49,78	70 Christensen, Claus
41	40	8,12	4,9261	22,3690	49,71	24 Øyvind, Dahl
42	43	8,81	4,8808	22,1633	49,25	146 Johansen, Finn
43	41	8,57	4,7841	21,7243	48,28	83 Westerlund, Roger
44	28	5,89	4,7538	21,5867	47,97	81 Marjoniemi, Esa
45	43	9,17	4,6892	21,2932	47,32	25 Dovland, Bjørn Atle
46	40	8,60	4,6512	21,1205	46,93	46 Törnqvist, Morgan

STANDARD -- Overall Stage Results

Rooster Mountain 2010

Printed juli 18, 2010 at 23:30



Stage 15 -- stage 15

	PTS	TIME	HIT FACTOR	STAGE POINTS	STAGE PERCENT	COMPETITOR # Name
47	35	7,65	4,5752	20,7754	46,17	2 Bodé, Jan
48	43	9,53	4,5121	20,4889	45,53	34 Munk Andersen, Peter
49	38	8,55	4,4444	20,1818	44,85	85 Hellström, Thomas
50	39	9,05	4,3094	19,5686	43,49	103 Kofod, Mikael
51	35	8,25	4,2424	19,2645	42,81	132 Andersen, Søren
52	41	9,94	4,1247	18,7301	41,62	65 Larsen, Morten
53	35	8,80	3,9773	18,0604	40,13	145 Andersen, Tim
54	29	7,39	3,9242	17,8195	39,60	90 Årebråt, Per
55	39	10,25	3,8049	17,2776	38,39	88 Rigrtrup, Jørgen
56	39	10,36	3,7645	17,0942	37,99	1 Bressendorff, Per
57	25	6,81	3,6711	16,6700	37,04	49 Løye, Michael
58	21	5,88	3,5714	16,2175	36,04	8 Andersen, Mads
59	37	10,71	3,4547	15,6875	34,86	61 Nielsen, Jens Bo
60	29	8,52	3,4038	15,4561	34,35	92 Helmersen, Jesper
61	26	8,50	3,0588	13,8898	30,87	4 Flørnæs, Claudi
62	45	15,60	2,8846	13,0988	29,11	5 Holm, Kent
63	35	12,29	2,8478	12,9318	28,74	7 Rajchman, Jan
64	26	10,21	2,5465	11,5635	25,70	58 Suutarinen, Kalle
65	35	14,28	2,4510	11,1297	24,73	69 Leth, Jan
66	22	15,51	1,4184	6,4410	14,31	124 Jørdan, Boris
67	0	0,00	0,0000	0,0000	0,00	106 Thorkildsen, Mårten
68	0	12,80	0,0000	0,0000	0,00	76 Wiesinger, Mark

PRODUCTION -- Overall Stage Results

Rooster Mountain 2010

Printed juli 18, 2010 at 23:30



Stage 15 -- stage 15

	PTS	TIME	HIT FACTOR	STAGE POINTS	STAGE PERCENT	COMPETITOR # Name
1	43	4,37	9,8398	45,0000	100,00	105 Momcilovic, Ljubisa
2	41	4,48	9,1518	41,8535	93,01	74 McKeown, Timo
3	41	4,70	8,7234	39,8944	88,65	16 Hagemann, Lars
4	43	5,15	8,3495	38,1845	84,85	147 Gyllenberg, Rasmus
5	39	5,31	7,3446	33,5889	74,64	43 Skaarer, Even
6	41	5,74	7,1429	32,6661	72,59	19 Ditlev Jensen, Christian
7	33	4,78	6,9038	31,5727	70,16	47 Tran, Faj
8	41	6,33	6,4771	29,6214	65,83	45 W. Larsen, Søren
9	43	6,73	6,3893	29,2199	64,93	3 Henneberg, Claus
10	43	6,84	6,2865	28,7500	63,89	139 Schuldt, Johan
11	45	7,38	6,0976	27,8857	61,97	52 Christesen, Christian
12	39	7,02	5,5556	25,4070	56,46	120 Wennerbom, Anders
13	41	7,44	5,5108	25,2021	56,00	18 SaxHøj, Ulrik
14	39	7,37	5,2917	24,2004	53,78	82 Stahnke, Claus
15	39	7,39	5,2774	24,1349	53,63	130 Erni, Martin
16	41	7,90	5,1899	23,7346	52,74	113 Owe, Geir
17	41	7,98	5,1378	23,4967	52,21	33 Murphy, Pat
18	41	8,09	5,0680	23,1772	51,50	112 Roos, Gunnar
19	41	8,28	4,9517	22,6453	50,32	36 Hein Møller, Erik
20	33	6,79	4,8601	22,2264	49,39	140 Gersby, Anders
21	37	7,63	4,8493	22,1770	49,28	78 Kalinen, Riku
22	43	8,90	4,8315	22,0955	49,10	56 Green, Martin
23	41	8,99	4,5606	20,8569	46,35	152 Steen, Rudi
24	39	9,20	4,2391	19,3866	43,08	137 Olsen, Dan Hejlemann
25	27	6,42	4,2056	19,2333	42,74	115 Jensen, Anders Reffelt
26	26	6,25	4,1600	19,0247	42,28	15 Andersen, Thomas
27	37	8,98	4,1203	18,8430	41,87	126 Stanley, Per
28	37	9,56	3,8703	17,6998	39,33	72 Rickter, Ole
29	24	6,79	3,5346	16,1647	35,92	54 Johansen, Ronnie
30	26	7,50	3,4667	15,8540	35,23	148 Wendelklint, Tony
31	22	7,70	2,8571	13,0664	29,04	6 Low, Michael
32	26	9,18	2,8322	12,9526	28,78	125 Skjoldager, Gert
33	37	15,20	2,4342	11,1323	24,74	71 Schløsser-Møller, Erik
34	24	10,02	2,3952	10,9539	24,34	116 Kristensen, Henrik H
35	18	8,19	2,1978	10,0511	22,34	29 Terving, Theo
36	14	7,14	1,9608	8,9672	19,93	48 Sørensen, Jacob
37	33	23,07	1,4304	6,5417	14,54	57 Andersen, Marius Wigen
38	18	15,99	1,1257	5,1481	11,44	50 Søiland, Tina
39	7	6,79	1,0309	4,7147	10,48	23 Bech, Henrik
40	0	0,00	0,0000	0,0000	0,00	108 Gustavsen, Trod
41	0	6,51	0,0000	0,0000	0,00	138 Zarzycki, Athur

REVOLVER (STANDARD) -- Overall Stage Results

Rooster Mountain 2010

Printed juli 18, 2010 at 23:30



Stage 15 -- stage 15

	PTS	TIME	HIT FACTOR	STAGE POINTS	STAGE PERCENT	COMPETITOR # Name
1	43	7,67	5,6063	45,0000	100,00	150 Lindfors, Anders
2	42	8,67	4,8443	38,8839	86,41	21 Eilertsen, Ole
3	43	9,63	4,4652	35,8411	79,65	20 Linskog, Olle
4	44	10,12	4,3478	34,8989	77,55	114 Tiensuu, Roger
5	42	10,16	4,1339	33,1814	73,74	73 Pedersen, Kristian
6	44	10,73	4,1007	32,9149	73,14	35 Drange, Bjarte
7	40	9,77	4,0942	32,8628	73,03	144 Nilsson, Ola
8	37	10,68	3,4644	27,8080	61,80	11 Dahlbäck, Ola
9	42	15,05	2,7907	22,4002	49,78	98 Søndergaard, Erkki

OPEN -- Overall Stage Results

Rooster Mountain 2010

Printed juli 18, 2010 at 23:30



Stage 16 -- stage 16

	PTS	TIME	HIT FACTOR	STAGE POINTS	STAGE PERCENT	COMPETITOR # Name
1	88	20,92	4,2065	105,0000	100,00	133 Kirsch, Saul
2	92	23,30	3,9485	98,5599	93,87	62 Huttner, Eli
3	103	29,52	3,4892	87,0942	82,95	119 Wallin, Joakim
4	84	25,52	3,2915	82,1612	78,25	95 Deleu, Carl
5	81	26,89	3,0123	75,1904	71,61	42 Kykkänen, Harri
6	100	35,98	2,7793	69,3757	66,07	102 Franta, Steen
7	76	27,73	2,7407	68,4120	65,15	32 Pantzer, Bernd
8	67	40,60	1,6502	41,1924	39,23	143 Svendsen, K.B.
9	0	0,00	0,0000	0,0000	0,00	22 Friberg, Glenn

STANDARD -- Overall Stage Results

Rooster Mountain 2010

Printed juli 18, 2010 at 23:30



Stage 16 -- stage 16

	PTS	TIME	HIT FACTOR	STAGE POINTS	STAGE PERCENT	COMPETITOR # Name
1	103	21,65	4,7575	105,0000	100,00	110 Liljeström, Dan
2	98	21,13	4,6380	102,3615	97,49	131 Kastell, Peter
3	103	23,48	4,3867	96,8164	92,21	67 Bäckström, Mats O
4	101	23,20	4,3534	96,0823	91,51	127 Skoog, Lars-Tony
5	102	25,34	4,0253	88,8390	84,61	149 Birkjaer, Ulrik
6	101	25,72	3,9269	86,6683	82,54	128 Nielsen, Henrik F
7	100	25,54	3,9154	86,4150	82,30	53 Östling, Mikeal
8	88	22,73	3,8715	85,4463	81,38	89 Thomsen, Christian
9	104	26,97	3,8561	85,1064	81,05	122 Madsen, Bo Stampe
10	101	26,94	3,7491	82,7435	78,80	107 Ruohonen, Tony
11	97	25,96	3,7365	82,4664	78,54	141 Pedlow, Andrew
12	101	27,37	3,6902	81,4435	77,57	93 Jensen, Ralf K
13	103	28,99	3,5529	78,4150	74,68	101 Mortensen, Rene
14	103	29,12	3,5371	78,0649	74,35	90 Årebråt, Per
15	96	28,49	3,3696	74,3685	70,83	28 Dahlman, Roland
16	87	26,05	3,3397	73,7092	70,20	81 Marjoniemi, Esa
17	97	29,44	3,2948	72,7183	69,26	38 Schieck, Peter
18	100	30,87	3,2394	71,4946	68,09	154 Madsen, Claus Nørby
19	103	31,85	3,2339	71,3736	67,97	55 Hirvikallio, Risto
20	97	30,16	3,2162	70,9823	67,60	121 Fristrup, Klaus
21	99	31,07	3,1864	70,3241	66,98	59 Pedersen, Finn
22	103	32,36	3,1829	70,2488	66,90	70 Christensen, Claus
23	84	27,59	3,0446	67,1951	64,00	27 Fitzgerald, John
24	101	34,05	2,9662	65,4658	62,35	9 Lund, Tobias
25	99	33,39	2,9650	65,4378	62,32	104 Pico, Steen
26	84	28,61	2,9360	64,7995	61,71	94 Tikkakoski, Mika
27	103	36,16	2,8485	62,8664	59,87	34 Munk Andersen, Peter
28	91	32,00	2,8438	62,7627	59,77	99 Lindberg, Henrik
29	100	35,32	2,8313	62,4869	59,51	123 Agdestein, Bjørge
30	86	30,72	2,7995	61,7856	58,84	91 Lund, Bent
31	86	31,02	2,7724	61,1881	58,27	97 Hjortnæs, Niels
32	103	37,28	2,7629	60,9777	58,07	25 Dovland, Bjørn Atle
33	84	30,46	2,7577	60,8638	57,97	83 Westerlund, Roger
34	84	31,38	2,6769	59,0794	56,27	2 Bodé, Jan
35	100	38,72	2,5826	57,0000	54,29	8 Andersen, Mads
36	86	33,31	2,5818	56,9815	54,27	41 Hansen, Gert
37	88	34,62	2,5419	56,1004	53,43	4 Flørnæs, Claudi
38	95	37,57	2,5286	55,8075	53,15	153 Birketvedt, Espen
39	97	38,38	2,5274	55,7798	53,12	14 Lund, Jess
40	68	26,92	2,5260	55,7499	53,10	109 Syversen, Lars
41	89	35,81	2,4853	54,8524	52,24	49 Løye, Michael
42	105	42,92	2,4464	53,9933	51,42	61 Nielsen, Jens Bo
43	103	46,14	2,2323	49,2685	46,92	129 Kristensen, Karsten
44	88	40,19	2,1896	48,3253	46,02	85 Hellström, Thomas
45	74	34,86	2,1228	46,8505	44,62	88 Rigtrup, Jørgen
46	72	34,09	2,1121	46,6139	44,39	46 Törnqvist, Morgan

STANDARD -- Overall Stage Results

Rooster Mountain 2010

Printed juli 18, 2010 at 23:30



Stage 16 -- stage 16

	PTS	TIME	HIT FACTOR	STAGE POINTS	STAGE PERCENT	COMPETITOR # Name
47	84	40,88	2,0548	45,3501	43,19	17 Jensen, Hans Jørgen
48	86	43,38	1,9825	43,7541	41,67	111 Lokkila, Heidi
49	87	44,73	1,9450	42,9270	40,88	92 Helmersen, Jesper
50	63	32,44	1,9420	42,8617	40,82	65 Larsen, Morten
51	103	54,35	1,8951	41,8261	39,83	146 Johansen, Finn
52	65	35,06	1,8540	40,9177	38,97	96 Bach, Mads Peter
53	74	42,15	1,7556	38,7475	36,90	10 Miklaheim, Fredrik
54	73	43,71	1,6701	36,8597	35,10	63 Larsen, Per Valentin
55	86	52,23	1,6466	36,3403	34,61	69 Leth, Jan
56	71	43,43	1,6348	36,0810	34,36	117 Walleen, Sigurd
57	101	62,27	1,6220	35,7975	34,09	7 Rajchman, Jan
58	63	40,76	1,5456	34,1127	32,49	132 Andersen, Søren
59	54	35,28	1,5306	33,7812	32,17	1 Bressendorff, Per
60	75	52,76	1,4215	31,3737	29,88	5 Holm, Kent
61	86	63,18	1,3612	30,0420	28,61	76 Wiesinger, Mark
62	61	46,89	1,3009	28,7117	27,34	100 Samuelsen, Carsten
63	67	55,71	1,2027	26,5431	25,28	103 Kofod, Mikael
64	84	70,36	1,1939	26,3490	25,09	124 Jørdan, Boris
65	64	60,27	1,0619	23,4363	22,32	145 Andersen, Tim
66	43	58,77	0,7317	16,1481	15,38	58 Suutarinen, Kalle
67	42	66,14	0,6350	14,0151	13,35	24 Øyvind, Dahl
68	0	0,00	0,0000	0,0000	0,00	106 Thorkildsen, Mårten

PRODUCTION -- Overall Stage Results

Rooster Mountain 2010

Printed juli 18, 2010 at 23:30



Stage 16 -- stage 16

	PTS	TIME	HIT FACTOR	STAGE POINTS	STAGE PERCENT	COMPETITOR # Name
1	103	22,13	4,6543	105,0000	100,00	105 Momcilovic, Ljubisa
2	105	24,06	4,3641	98,4526	93,76	147 Gyllenberg, Rasmus
3	101	28,65	3,5253	79,5299	75,74	45 W. Larsen, Søren
4	90	25,81	3,4870	78,6662	74,92	43 Skaarer, Even
5	88	26,08	3,3742	76,1217	72,50	47 Tran, Faj
6	99	31,60	3,1329	70,6776	67,31	139 Schuldt, Johan
7	101	32,26	3,1308	70,6302	67,27	52 Christesen, Christian
8	84	27,01	3,1100	70,1598	66,82	74 McKeown, Timo
9	81	26,73	3,0303	68,3627	65,11	15 Andersen, Thomas
10	95	31,40	3,0255	68,2539	65,00	140 Gersby, Anders
11	80	27,09	2,9531	66,6215	63,45	33 Murphy, Pat
12	84	28,65	2,9319	66,1436	62,99	19 Ditlev Jensen, Christian
13	97	36,09	2,6877	60,6343	57,75	3 Henneberg, Claus
14	97	39,14	2,4783	55,9093	53,25	112 Roos, Gunnar
15	78	32,87	2,3730	53,5338	50,98	48 Sørensen, Jacob
16	101	43,05	2,3461	52,9275	50,41	82 Stahnke, Claus
17	95	41,53	2,2875	51,6054	49,15	138 Zarzycki, Athur
18	93	41,90	2,2196	50,0729	47,69	130 Erni, Martin
19	82	37,31	2,1978	49,5818	47,22	23 Bech, Henrik
20	93	44,58	2,0861	47,0626	44,82	57 Andersen, Marius Wigen
21	80	38,44	2,0812	46,9505	44,71	36 Hein Møller, Erik
22	56	27,61	2,0283	45,7567	43,58	16 Hagemann, Lars
23	72	36,27	1,9851	44,7835	42,65	78 Kalinen, Riku
24	78	40,51	1,9255	43,4376	41,37	137 Olsen, Dan Hejlemann
25	67	37,43	1,7900	40,3821	38,46	152 Steen, Rudi
26	61	34,64	1,7610	39,7270	37,84	54 Johansen, Ronnie
27	80	45,80	1,7467	39,4056	37,53	116 Kristensen, Henrik H
28	55	32,03	1,7171	38,7382	36,89	18 SaxHøj, Ulrik
29	64	41,95	1,5256	34,4177	32,78	126 Stanley, Per
30	49	32,62	1,5021	33,8880	32,27	148 Wendelklint, Tony
31	46	31,18	1,4753	33,2824	31,70	120 Wennerbom, Anders
32	87	59,74	1,4563	32,8539	31,29	115 Jensen, Anders Reffelt
33	49	34,21	1,4323	32,3129	30,77	56 Green, Martin
34	59	45,78	1,2888	29,0743	27,69	29 Terving, Theo
35	72	58,90	1,2224	27,5772	26,26	125 Skjoldager, Gert
36	78	64,51	1,2091	27,2773	25,98	113 Owe, Geir
37	53	46,74	1,1339	25,5812	24,36	6 Low, Michael
38	54	52,18	1,0349	23,3466	22,23	71 Schløsser-Møller, Erik
39	35	39,40	0,8883	20,0403	19,09	72 Rickter, Ole
40	41	69,59	0,5892	13,2914	12,66	50 Søjland, Tina
41	0	0,00	0,0000	0,0000	0,00	108 Gustavsen, Trod

REVOLVER (STANDARD) -- Overall Stage Results

Rooster Mountain 2010

Printed juli 18, 2010 at 23:30



Stage 16 -- stage 16

	PTS	TIME	HIT FACTOR	STAGE POINTS	STAGE PERCENT	COMPETITOR # Name
1	104	33,41	3,1128	105,0000	100,00	150 Lindfors, Anders
2	103	36,44	2,8266	95,3435	90,80	20 Linskog, Olle
3	103	36,68	2,8081	94,7197	90,21	73 Pedersen, Kristian
4	87	36,38	2,3914	80,6657	76,82	21 Eilertsen, Ole
5	104	53,27	1,9523	65,8541	62,72	35 Drange, Bjarte
6	83	45,57	1,8214	61,4372	58,51	114 Tiensuu, Roger
7	94	52,40	1,7939	60,5103	57,63	144 Nilsson, Ola
8	92	53,74	1,7119	57,7461	55,00	98 Søndergaard, Erkki
9	104	64,95	1,6012	54,0116	51,44	11 Dahlbäck, Ola

OPEN -- Overall Stage Results

Rooster Mountain 2010

Printed juli 18, 2010 at 23:30



Stage 17 -- stage 17

	PTS	TIME	HIT FACTOR	STAGE POINTS	STAGE PERCENT	COMPETITOR # Name
1	42	3,91	10,7417	45,0000	100,00	133 Kirsch, Saul
2	43	4,35	9,8851	41,4113	92,03	62 Huttner, Eli
3	42	4,56	9,2105	38,5855	85,75	22 Friberg, Glenn
4	41	4,89	8,3845	35,1249	78,06	119 Wallin, Joakim
5	44	5,36	8,2090	34,3897	76,42	42 Kykkänen, Harri
6	37	4,82	7,6763	32,1584	71,46	143 Svendsen, K.B.
7	39	5,26	7,4144	31,0612	69,02	32 Pantzer, Bernd
8	39	5,79	6,7358	28,2180	62,71	95 Deleu, Carl
9	44	14,15	3,1095	13,0268	28,95	102 Franta, Steen

STANDARD -- Overall Stage Results

Rooster Mountain 2010

Printed juli 18, 2010 at 23:30



Stage 17 -- stage 17

	PTS	TIME	HIT FACTOR	STAGE POINTS	STAGE PERCENT	COMPETITOR # Name
1	42	4,35	9,6552	45,0000	100,00	93 Jensen, Ralf K
2	43	4,50	9,5556	44,5357	98,97	110 Liljeström, Dan
3	43	4,72	9,1102	42,4599	94,36	89 Thomsen, Christian
4	41	4,54	9,0308	42,0902	93,53	100 Samuelsen, Carsten
5	42	4,69	8,9552	41,7377	92,75	67 Bäckström, Mats O
6	43	5,20	8,2692	38,5405	85,65	149 Birkjaer, Ulrik
7	44	5,42	8,1181	37,8361	84,08	131 Kastell, Peter
8	41	5,06	8,1028	37,7647	83,92	53 Östling, Mikeal
9	42	5,43	7,7348	36,0497	80,11	55 Hirvikallio, Risto
10	43	5,66	7,5972	35,4083	78,69	141 Pedlow, Andrew
11	33	4,42	7,4661	34,7972	77,33	128 Nielsen, Henrik F
12	44	5,94	7,4074	34,5238	76,72	109 Syversen, Lars
13	37	5,04	7,3413	34,2156	76,03	122 Madsen, Bo Stampe
14	44	6,12	7,1895	33,5084	74,46	154 Madsen, Claus Nørby
15	43	6,06	7,0957	33,0711	73,49	99 Lindberg, Henrik
16	43	6,10	7,0492	32,8542	73,01	90 Årebråt, Per
17	43	6,28	6,8471	31,9125	70,92	121 Fristrup, Klaus
18	41	6,21	6,6023	30,7712	68,38	101 Mortensen, Rene
19	42	6,48	6,4815	30,2083	67,13	81 Marjoniemi, Esa
20	45	7,17	6,2762	29,2513	65,00	8 Andersen, Mads
21	27	4,39	6,1503	28,6650	63,70	94 Tikkakoski, Mika
22	43	7,34	5,8583	27,3039	60,68	41 Hansen, Gert
23	39	6,72	5,8036	27,0488	60,11	49 Løye, Michael
24	39	6,74	5,7864	26,9685	59,93	97 Hjortnæs, Niels
25	25	4,40	5,6818	26,4813	58,85	107 Ruohonen, Tony
26	39	6,91	5,6440	26,3050	58,46	38 Schieck, Peter
27	37	6,70	5,5224	25,7383	57,20	28 Dahlman, Roland
28	39	7,10	5,4930	25,6011	56,89	59 Pedersen, Finn
29	41	7,49	5,4740	25,5126	56,69	10 Miklaheim, Fredrik
30	41	7,61	5,3876	25,1103	55,80	91 Lund, Bent
31	38	7,08	5,3672	25,0151	55,59	85 Hellström, Thomas
32	41	7,65	5,3595	24,9790	55,51	27 Fitzgerald, John
33	39	7,30	5,3425	24,8997	55,33	129 Kristensen, Karsten
34	33	6,32	5,2215	24,3360	54,08	17 Jensen, Hans Jørgen
35	34	6,72	5,0595	23,5810	52,40	46 Törnqvist, Morgan
36	43	8,54	5,0351	23,4673	52,15	117 Walleen, Sigurd
37	39	7,84	4,9745	23,1847	51,52	96 Bach, Mads Peter
38	43	8,66	4,9654	23,1421	51,43	14 Lund, Jess
39	43	9,03	4,7619	22,1939	49,32	88 Rigtrup, Jørgen
40	37	7,97	4,6424	21,6369	48,08	132 Andersen, Søren
41	37	8,08	4,5792	21,3424	47,43	2 Bodé, Jan
42	45	9,90	4,5455	21,1851	47,08	34 Munk Andersen, Peter
43	37	8,26	4,4794	20,8773	46,39	92 Helmersen, Jesper
44	43	9,89	4,3478	20,2640	45,03	111 Lokkila, Heidi
45	35	8,11	4,3157	20,1141	44,70	5 Holm, Kent
46	35	8,67	4,0369	18,8149	41,81	70 Christensen, Claus

STANDARD -- Overall Stage Results

Rooster Mountain 2010

Printed juli 18, 2010 at 23:30




Stage 17 -- stage 17

	PTS	TIME	HIT FACTOR	STAGE POINTS	STAGE PERCENT	COMPETITOR # Name
47	45	11,16	4,0323	18,7932	41,76	61 Nielsen, Jens Bo
48	35	8,90	3,9326	18,3287	40,73	9 Lund, Tobias
49	42	10,98	3,8251	17,8279	39,62	123 Agdestein, Bjørge
50	35	9,42	3,7155	17,3169	38,48	63 Larsen, Per Valentin
51	39	10,55	3,6967	17,2292	38,29	76 Wiesinger, Mark
52	44	12,33	3,5685	16,6319	36,96	24 Øyvind, Dahl
53	43	12,26	3,5073	16,3467	36,33	146 Johansen, Finn
54	43	12,36	3,4790	16,2145	36,03	104 Pico, Steen
55	26	7,58	3,4301	15,9866	35,53	7 Rajchman, Jan
56	35	11,11	3,1503	14,6827	32,63	124 Jørdan, Boris
57	25	8,39	2,9797	13,8877	30,86	25 Dovland, Bjørn Atle
58	35	12,15	2,8807	13,4259	29,84	1 Bressendorff, Per
59	27	11,23	2,4043	11,2056	24,90	69 Leth, Jan
60	12	5,68	2,1127	9,8466	21,88	83 Westerlund, Roger
61	37	17,98	2,0578	9,5910	21,31	65 Larsen, Morten
62	16	8,88	1,8018	8,3977	18,66	103 Kofod, Mikael
63	39	21,75	1,7931	8,3571	18,57	58 Suutarinen, Kalle
64	20	12,66	1,5798	7,3629	16,36	145 Andersen, Tim
65	11	7,47	1,4726	6,8632	15,25	127 Skoog, Lars-Tony
66	24	55,64	0,4313	2,0104	4,47	153 Birketvedt, Espen
67	0	0,89	0,0000	0,0000	0,00	4 Flørnæs, Claudi
68	0	0,00	0,0000	0,0000	0,00	106 Thorkildsen, Mårten

PRODUCTION -- Overall Stage Results

Rooster Mountain 2010

Printed juli 18, 2010 at 23:30




Stage 17 -- stage 17

	PTS	TIME	HIT FACTOR	STAGE POINTS	STAGE PERCENT	COMPETITOR # Name
1	43	4,52	9,5133	45,0000	100,00	16 Hagemann, Lars
2	39	4,45	8,7640	41,4560	92,12	105 Momcilovic, Ljubisa
3	43	5,39	7,9777	37,7365	83,86	147 Gyllenberg, Rasmus
4	39	5,32	7,3308	34,6765	77,06	82 Stahnke, Claus
5	43	6,05	7,1074	33,6198	74,71	78 Kalinen, Riku
6	43	6,38	6,7398	31,8809	70,85	130 Erni, Martin
7	35	5,27	6,6414	31,4152	69,81	74 McKeown, Timo
8	41	6,41	6,3963	30,2558	67,24	120 Wennerbom, Anders
9	39	6,12	6,3725	30,1436	66,99	139 Schuldt, Johan
10	43	7,32	5,8743	27,7869	61,75	148 Wendelklint, Tony
11	37	6,33	5,8452	27,6491	61,44	45 W. Larsen, Søren
12	39	6,69	5,8296	27,5753	61,28	19 Ditlev Jensen, Christian
13	43	7,38	5,8266	27,5610	61,25	108 Gustavsen, Trod
14	43	7,46	5,7641	27,2654	60,59	43 Skaarer, Even
15	43	7,87	5,4638	25,8450	57,43	140 Gersby, Anders
16	39	7,27	5,3645	25,3754	56,39	18 SaxHøj, Ulrik
17	41	7,98	5,1378	24,3032	54,01	36 Hein Møller, Erik
18	37	7,23	5,1176	24,2073	53,79	54 Johansen, Ronnie
19	37	7,38	5,0136	23,7153	52,70	47 Tran, Faj
20	41	8,22	4,9878	23,5936	52,43	15 Andersen, Thomas
21	39	7,88	4,9492	23,4110	52,02	3 Henneberg, Claus
22	41	8,30	4,9398	23,3662	51,92	52 Christesen, Christian
23	35	7,15	4,8951	23,1550	51,46	23 Bech, Henrik
24	37	8,13	4,5510	21,5275	47,84	137 Olsen, Dan Hejlemann
25	37	8,33	4,4418	21,0106	46,69	56 Green, Martin
26	31	7,16	4,3296	20,4801	45,51	126 Stanley, Per
27	43	10,19	4,2198	19,9607	44,36	152 Steen, Rudi
28	35	8,66	4,0416	19,1176	42,48	125 Skjoldager, Gert
29	33	8,39	3,9333	18,6052	41,34	33 Murphy, Pat
30	37	12,16	3,0428	14,3930	31,98	116 Kristensen, Henrik H
31	31	10,34	2,9981	14,1815	31,51	138 Zarzycki, Athur
32	35	11,82	2,9611	14,0066	31,13	57 Andersen, Marius Wigen
33	33	11,69	2,8229	13,3531	29,67	71 Schløsser-Møller, Erik
34	20	7,17	2,7894	13,1945	29,32	72 Rickter, Ole
35	14	5,14	2,7237	12,8839	28,63	48 Sørensen, Jacob
36	35	13,25	2,6415	12,4950	27,77	112 Roos, Gunnar
37	18	7,10	2,5352	11,9921	26,65	6 Low, Michael
38	43	18,40	2,3370	11,0543	24,57	115 Jensen, Anders Reffelt
39	37	24,24	1,5264	7,2202	16,04	113 Owe, Geir
40	9	23,11	0,3894	1,8422	4,09	50 Søjland, Tina
41	0	10,90	0,0000	0,0000	0,00	29 Terving, Theo

REVOLVER (STANDARD) -- Overall Stage Results

Rooster Mountain 2010

Printed juli 18, 2010 at 23:30



Stage 17 -- stage 17

	PTS	TIME	HIT FACTOR	STAGE POINTS	STAGE PERCENT	COMPETITOR # Name
1	42	8,13	5,1661	45,0000	100,00	21 Eilertsen, Ole
2	43	8,43	5,1008	44,4319	98,74	150 Lindfors, Anders
3	41	9,82	4,1752	36,3686	80,82	114 Tiensuu, Roger
4	41	10,68	3,8390	33,4400	74,31	73 Pedersen, Kristian
5	40	10,48	3,8168	33,2470	73,88	11 Dahlbäck, Ola
6	43	12,59	3,4154	29,7507	66,11	144 Nilsson, Ola
7	27	8,03	3,3624	29,2888	65,09	98 Søndergaard, Erkki
8	35	11,30	3,0973	26,9801	59,96	20 Lindskog, Olle
9	44	14,28	3,0812	26,8397	59,64	35 Drange, Bjarte

OPEN -- Overall Stage Results

Rooster Mountain 2010

Printed juli 18, 2010 at 23:30



Stage 18 -- stage 18

	PTS	TIME	HIT FACTOR	STAGE POINTS	STAGE PERCENT	COMPETITOR # Name
1	35	8,79	3,9818	40,0000	100,00	133 Kirsch, Saul
2	37	14,14	2,6167	26,2865	65,72	42 Kykkänen, Harri
3	39	15,91	2,4513	24,6249	61,56	119 Wallin, Joakim
4	22	16,48	1,3350	13,4105	33,53	95 Deleu, Carl
5	23	18,13	1,2686	12,7442	31,86	102 Franta, Steen
6	19	19,71	0,9640	9,6838	24,21	143 Svendsen, K.B.
7	14	15,44	0,9067	9,1088	22,77	32 Pantzer, Bernd
8	7	15,93	0,4394	4,4143	11,04	62 Huttner, Eli
9	0	0,00	0,0000	0,0000	0,00	22 Friberg, Glenn

STANDARD -- Overall Stage Results

Rooster Mountain 2010

Printed juli 18, 2010 at 23:30



Stage 18 -- stage 18

	PTS	TIME	HIT FACTOR	STAGE POINTS	STAGE PERCENT	COMPETITOR # Name
1	37	9,88	3,7449	40,0000	100,00	109 Syversen, Lars
2	38	11,48	3,3101	35,3555	88,39	107 Ruohonen, Tony
3	38	11,68	3,2534	34,7501	86,88	128 Nielsen, Henrik F
4	37	11,97	3,0911	33,0159	82,54	149 Birkjaer, Ulrik
5	38	12,87	2,9526	31,5370	78,84	110 Liljeström, Dan
6	37	13,09	2,8266	30,1910	75,48	89 Thomsen, Christian
7	36	13,27	2,7129	28,9766	72,44	93 Jensen, Ralf K
8	34	14,54	2,3384	24,9764	62,44	99 Lindberg, Henrik
9	36	15,50	2,3226	24,8077	62,02	9 Lund, Tobias
10	34	15,00	2,2667	24,2105	60,53	53 Östling, Mikeal
11	34	15,54	2,1879	23,3692	58,42	131 Kastell, Peter
12	38	17,83	2,1312	22,7639	56,91	55 Hirvikallio, Risto
13	39	19,16	2,0355	21,7412	54,35	94 Tikkakoski, Mika
14	32	15,97	2,0038	21,4023	53,51	154 Madsen, Claus Nørby
15	24	11,99	2,0017	21,3800	53,45	122 Madsen, Bo Stampe
16	23	11,59	1,9845	21,1963	52,99	67 Bäckström, Mats O
17	38	19,92	1,9076	20,3756	50,94	59 Pedersen, Finn
18	20	10,52	1,9011	20,3062	50,77	28 Dahlman, Roland
19	36	19,93	1,8063	19,2935	48,23	100 Samuelson, Carsten
20	30	16,94	1,7710	18,9157	47,29	117 Walleen, Sigurd
21	36	20,41	1,7638	18,8397	47,10	90 Årebråt, Per
22	34	19,58	1,7365	18,5473	46,37	145 Andersen, Tim
23	34	19,83	1,7146	18,3135	45,78	97 Hjortnæs, Niels
24	37	21,58	1,7146	18,3133	45,78	27 Fitzgerald, John
25	32	18,76	1,7058	18,2193	45,55	8 Andersen, Mads
26	36	21,39	1,6830	17,9766	44,94	1 Bressendorff, Per
27	34	20,88	1,6284	17,3926	43,48	104 Pico, Steen
28	32	20,28	1,5779	16,8538	42,13	7 Rajchman, Jan
29	36	22,88	1,5734	16,8059	42,01	153 Birketvedt, Espen
30	37	23,82	1,5533	16,5911	41,48	141 Pedlow, Andrew
31	32	22,96	1,3937	14,8865	37,22	88 Rigtrup, Jørgen
32	34	24,65	1,3793	14,7325	36,83	61 Nielsen, Jens Bo
33	34	24,97	1,3616	14,5437	36,36	101 Mortensen, Rene
34	20	14,84	1,3477	14,3950	35,99	81 Marjoniemi, Esa
35	39	29,00	1,3448	14,3642	35,91	123 Agdestein, Bjørge
36	21	15,66	1,3410	14,3233	35,81	83 Westerlund, Roger
37	37	27,68	1,3367	14,2775	35,69	25 Dovland, Bjørn Atle
38	23	19,40	1,1856	12,6631	31,66	24 Øyvind, Dahl
39	21	18,08	1,1615	12,4061	31,02	17 Jensen, Hans Jørgen
40	34	29,99	1,1337	12,1093	30,27	34 Munk Andersen, Peter
41	23	21,04	1,0932	11,6761	29,19	41 Hansen, Gert
42	19	20,25	0,9383	10,0218	25,05	96 Bach, Mads Peter
43	23	25,46	0,9034	9,6491	24,12	146 Johansen, Finn
44	19	21,26	0,8937	9,5457	23,86	65 Larsen, Morten
45	16	17,92	0,8929	9,5367	23,84	46 Törnqvist, Morgan
46	21	24,76	0,8481	9,0591	22,65	5 Holm, Kent

STANDARD -- Overall Stage Results

Rooster Mountain 2010

Printed juli 18, 2010 at 23:30



Stage 18 -- stage 18

	PTS	TIME	HIT FACTOR	STAGE POINTS	STAGE PERCENT	COMPETITOR # Name
47	20	26,89	0,7438	7,9443	19,86	111 Lokkila, Heidi
48	18	25,37	0,7095	7,5782	18,95	85 Hellström, Thomas
49	23	33,23	0,6921	7,3929	18,48	69 Leth, Jan
50	11	16,07	0,6845	7,3113	18,28	49 Løye, Michael
51	13	20,48	0,6348	6,7800	16,95	103 Kofod, Mikael
52	13	24,79	0,5244	5,6012	14,00	132 Andersen, Søren
53	11	23,33	0,4715	5,0361	12,59	2 Bodé, Jan
54	6	22,02	0,2725	2,9104	7,28	4 Flørnæs, Claudi
55	4	18,32	0,2183	2,3321	5,83	38 Schieck, Peter
56	2	13,80	0,1449	1,5480	3,87	76 Wiesinger, Mark
57	4	31,00	0,1290	1,3782	3,45	58 Suutarinen, Kalle
58	2	18,06	0,1107	1,1828	2,96	92 Helmersen, Jesper
59	2	24,89	0,0804	0,8583	2,15	63 Larsen, Per Valentin
60	0	0,00	0,0000	0,0000	0,00	106 Thorkildsen, Mårten
61	0	13,66	0,0000	0,0000	0,00	14 Lund, Jess
62	0	10,48	0,0000	0,0000	0,00	127 Skoog, Lars-Tony
63	0	15,42	0,0000	0,0000	0,00	121 Fristrup, Klaus
64	0	19,84	0,0000	0,0000	0,00	70 Christensen, Claus
65	0	31,37	0,0000	0,0000	0,00	124 Jørdan, Boris
66	0	28,57	0,0000	0,0000	0,00	10 Miklaheim, Fredrik
67	0	18,76	0,0000	0,0000	0,00	129 Kristensen, Karsten
68	0	15,51	0,0000	0,0000	0,00	91 Lund, Bent

PRODUCTION -- Overall Stage Results

Rooster Mountain 2010

Printed juli 18, 2010 at 23:30



Stage 18 -- stage 18

	PTS	TIME	HIT FACTOR	STAGE POINTS	STAGE PERCENT	COMPETITOR # Name
1	36	10,87	3,3119	40,0000	100,00	147 Gyllenberg, Rasmus
2	40	12,61	3,1721	38,3117	95,78	43 Skaarer, Even
3	34	16,26	2,0910	25,2549	63,14	54 Johansen, Ronnie
4	21	10,55	1,9905	24,0411	60,10	16 Hagemann, Lars
5	32	16,79	1,9059	23,0190	57,55	140 Gersby, Anders
6	40	21,48	1,8622	22,4912	56,23	112 Roos, Gunnar
7	34	19,54	1,7400	21,0156	52,54	137 Olsen, Dan Hejlemann
8	34	19,78	1,7189	20,7606	51,90	52 Christesen, Christian
9	36	21,23	1,6957	20,4805	51,20	19 Ditlev Jensen, Christian
10	34	20,41	1,6659	20,1198	50,30	152 Steen, Rudi
11	23	14,65	1,5700	18,9617	47,40	18 SaxHøj, Ulrik
12	21	13,53	1,5521	18,7460	46,86	148 Wendelklint, Tony
13	24	15,80	1,5190	18,3460	45,86	82 Stahnke, Claus
14	19	13,11	1,4493	17,5040	43,76	74 McKeown, Timo
15	23	17,80	1,2921	15,6061	39,02	139 Schuldt, Johan
16	21	16,58	1,2666	15,2975	38,24	115 Jensen, Anders Reffelt
17	17	15,02	1,1318	13,6699	34,17	47 Tran, Faj
18	17	15,56	1,0925	13,1955	32,99	56 Green, Martin
19	28	25,98	1,0778	13,0169	32,54	15 Andersen, Thomas
20	30	28,07	1,0688	12,9082	32,27	71 Schlösser-Møller, Erik
21	19	19,37	0,9809	11,8471	29,62	3 Henneberg, Claus
22	17	17,80	0,9551	11,5350	28,84	33 Murphy, Pat
23	32	37,28	0,8584	10,3672	25,92	57 Andersen, Marius Wigen
24	13	16,71	0,7780	9,3962	23,49	6 Low, Michael
25	19	27,12	0,7006	8,4616	21,15	125 Skjoldager, Gert
26	32	57,08	0,5606	6,7710	16,93	78 Kalinen, Riku
27	13	24,15	0,5383	6,5015	16,25	29 Terving, Theo
28	8	14,98	0,5340	6,4501	16,13	130 Erni, Martin
29	19	47,92	0,3965	4,7888	11,97	113 Owe, Geir
30	8	22,01	0,3635	4,3899	10,97	120 Wennerbom, Anders
31	2	19,67	0,1017	1,2280	3,07	126 Stanley, Per
32	0	17,51	0,0000	0,0000	0,00	23 Bech, Henrik
33	0	22,03	0,0000	0,0000	0,00	138 Zarzycki, Athur
34	0	20,04	0,0000	0,0000	0,00	116 Kristensen, Henrik H
35	0	14,61	0,0000	0,0000	0,00	36 Hein Møller, Erik
36	0	12,81	0,0000	0,0000	0,00	45 W. Larsen, Søren
37	0	15,69	0,0000	0,0000	0,00	48 Sørensen, Jacob
38	0	34,40	0,0000	0,0000	0,00	50 Søiland, Tina
39	0	14,20	0,0000	0,0000	0,00	72 Rickter, Ole
40	0	9,78	0,0000	0,0000	0,00	105 Momcilovic, Ljubisa
41	0	0,00	0,0000	0,0000	0,00	108 Gustavsen, Trod

REVOLVER (STANDARD) -- Overall Stage Results


Rooster Mountain 2010

Printed juli 18, 2010 at 23:30



Stage 18 -- stage 18

	PTS	TIME	HIT FACTOR	STAGE POINTS	STAGE PERCENT	COMPETITOR # Name
1	36	20,83	1,7283	40,0000	100,00	20 Linskog, Olle
2	38	25,53	1,4884	34,4492	86,12	150 Lindfors, Anders
3	38	25,79	1,4734	34,1019	85,25	35 Drange, Bjarte
4	37	28,41	1,3024	30,1424	75,36	114 Tiensuu, Roger
5	35	28,28	1,2376	28,6441	71,61	73 Pedersen, Kristian
6	37	34,90	1,0602	24,5371	61,34	21 Eilertsen, Ole
7	24	31,26	0,7678	17,7692	44,42	11 Dahlbäck, Ola
8	9	21,32	0,4221	9,7702	24,43	98 Søndergaard, Erkki
9	0	21,16	0,0000	0,0000	0,00	144 Nilsson, Ola



Disqualified Shooters

No. Name

30 Kobler, Wolfgang
60 Askeland, Chris
64 Rømer, Jack
151 Sørensen, Dennis