

STANDARD -- Overall Stage Results

Chicken Hill

Printed juli 26, 2009 at 19:27



Stage 1 -- The Hole

	PTS	TIME	HIT FACTOR	STAGE POINTS	STAGE PERCENT	COMPETITOR # Name
1	150	28,99	5,1742	160,0000	100,00	50 Birkjær, Ulrik
2	146	30,40	4,8026	148,5102	92,82	30 Thomsen, Christian
3	150	39,91	3,7585	116,2215	72,64	31 Hagemann, Lars
4	152	40,46	3,7568	116,1702	72,61	64 Dahlman, Roland
5	144	40,71	3,5372	109,3801	68,36	18 Kastell, Peter
6	136	44,31	3,0693	94,9105	59,32	61 Nielsen, Henrik F
7	148	49,45	2,9929	92,5491	57,84	20 Madsen, Bo Stampe
8	140	50,17	2,7905	86,2901	53,93	65 Bickham, Michael
9	138	52,19	2,6442	81,7652	51,10	56 Erni, Martin
10	121	50,83	2,3805	73,6109	46,01	7 Andersen, Mads
11	140	59,36	2,3585	72,9308	45,58	9 Slaarup, Jesper
12	144	63,56	2,2656	70,0576	43,79	24 Lund, Tobias
13	150	66,90	2,2422	69,3333	43,33	33 Larsen, Morten
14	152	68,54	2,2177	68,5767	42,86	63 Andersen, Peter Munk
15	127	58,02	2,1889	67,6866	42,30	45 Wolff, Ebbe
16	154	71,59	2,1511	66,5189	41,57	21 Bodé, Jan
17	117	56,27	2,0793	64,2963	40,19	38 Christensen, Claus
18	158	77,50	2,0387	63,0423	39,40	25 Holm, Kent
19	135	76,78	1,7583	54,3704	33,98	1 Bressendorff, Per
20	112	63,95	1,7514	54,1570	33,85	55 Hansen, Jimmy P
21	114	68,44	1,6657	51,5077	32,19	39 Neven, Mike
22	98	60,53	1,6190	50,0648	31,29	23 Jensen, Hans Jorgen
23	90	55,65	1,6173	50,0097	31,26	57 Lorentzen, Tom Sejermann
24	85	55,32	1,5365	47,5131	29,70	62 Krogstrup, Thomas
25	93	61,44	1,5137	46,8068	29,25	32 Larsen, Per Valentin
26	97	96,93	1,0007	30,9450	19,34	41 Koch, Jørgen
27	63	72,63	0,8674	26,8226	16,76	40 Azzopardi, Raymond
28	45	69,34	0,6490	20,0681	12,54	53 Nissen, Steve
29	20	74,64	0,2680	8,2858	5,18	35 Larsen, Jørn
30	0	28,67	0,0000	0,0000	0,00	6 Rajchman, Jan

PRODUCTION -- Overall Stage Results

Chicken Hill

Printed juli 26, 2009 at 19:27



Stage 1 -- The Hole

	PTS	TIME	HIT FACTOR	STAGE POINTS	STAGE PERCENT	COMPETITOR # Name
1	144	41,76	3,4483	160,0000	100,00	34 Tran, Faj
2	140	43,23	3,2385	150,2660	93,92	29 Saxhøj, Ulrik
3	146	48,95	2,9826	138,3943	86,50	2 Christensen, Christian
4	146	51,08	2,8583	132,6233	82,89	44 Larsen, Søren W
5	123	45,88	2,6809	124,3941	77,75	5 Johansen, Ronnie
6	146	58,35	2,5021	116,0994	72,56	13 Jensen, Christian Ditle
7	121	50,14	2,4132	111,9745	69,98	37 Andersen, Thomas
8	119	55,42	2,1472	99,6319	62,27	51 Andersen, Thomas
9	123	58,12	2,1163	98,1968	61,37	8 Torlund, Anders
10	138	75,90	1,8182	84,3636	52,73	22 Møller, Erik Hein
11	116	64,96	1,7857	82,8571	51,79	4 Henneberg, Claus K
12	136	77,42	1,7567	81,5087	50,94	60 Nørgaard, Jens Erik
13	112	64,22	1,7440	80,9218	50,58	19 Olsen, Christian Peltz
14	98	57,54	1,7032	79,0268	49,39	43 Zarzycki, Artur
15	95	65,89	1,4418	66,8994	41,81	54 Hansen, Frank
16	106	83,45	1,2702	58,9383	36,84	42 Steen, Rudi
17	101	107,22	0,9420	43,7083	27,32	49 Jørdan, Boris
18	48	67,13	0,7150	33,1774	20,74	52 Andersen, Mogens
19	35	56,41	0,6205	28,7892	17,99	66 Kolind, Nicolai

REVOLVER (STANDARD) -- Overall Stage Results

Chicken Hill

Printed juli 26, 2009 at 19:27



Stage 1 -- The Hole

	PTS	TIME	HIT FACTOR	STAGE POINTS	STAGE PERCENT	COMPETITOR # Name
1	139	60,71	2,2896	160,0000	100,00	59 Petersen, Kristian
2	142	76,69	1,8516	129,3943	80,87	12 Nielsen, Steen Pico
3	142	89,54	1,5859	110,8247	69,27	47 Johansen, Finn
4	113	82,02	1,3777	96,2773	60,17	27 Hellström, Tomas
5	103	102,90	1,0010	69,9499	43,72	36 Søndergaard, Erkki

STANDARD -- Overall Stage Results

Chicken Hill

Printed juli 26, 2009 at 19:27



Stage 2 -- Stage 2

	PTS	TIME	HIT FACTOR	STAGE POINTS	STAGE PERCENT	COMPETITOR # Name
1	118	19,74	5,9777	130,0000	100,00	50 Birkjær, Ulrik
2	116	20,16	5,7540	125,1342	96,26	31 Hagemann, Lars
3	118	20,90	5,6459	122,7847	94,45	20 Madsen, Bo Stampe
4	123	22,02	5,5858	121,4776	93,44	30 Thomsen, Christian
5	119	22,09	5,3871	117,1547	90,12	64 Dahlman, Roland
6	124	24,11	5,1431	111,8492	86,04	61 Nielsen, Henrik F
7	116	23,23	4,9935	108,5969	83,54	65 Bickham, Michael
8	113	24,63	4,5879	99,7752	76,75	18 Kastell, Peter
9	126	28,91	4,3584	94,7831	72,91	7 Andersen, Mads
10	112	29,84	3,7534	81,6258	62,79	23 Jensen, Hans Jorgen
11	95	26,20	3,6260	78,8553	60,66	63 Andersen, Peter Munk
12	114	31,50	3,6190	78,7051	60,54	6 Rajchman, Jan
13	116	32,54	3,5648	77,5263	59,64	62 Krogstrup, Thomas
14	120	33,78	3,5524	77,2556	59,43	1 Bressendorff, Per
15	118	33,76	3,4953	76,0130	58,47	57 Lorentzen, Tom Sejermann
16	120	35,82	3,3501	72,8558	56,04	45 Wolff, Ebbe
17	90	27,05	3,3272	72,3575	55,66	56 Erni, Martin
18	122	39,50	3,0886	67,1694	51,67	33 Larsen, Morten
19	126	41,49	3,0369	66,0443	50,80	25 Holm, Kent
20	91	30,67	2,9671	64,5262	49,64	32 Larsen, Per Valentin
21	102	34,97	2,9168	63,4327	48,79	35 Larsen, Jørn
22	92	32,02	2,8732	62,4849	48,07	38 Christensen, Claus
23	114	40,88	2,7886	60,6460	46,65	53 Nissen, Steve
24	83	33,19	2,5008	54,3850	41,83	24 Lund, Tobias
25	116	47,99	2,4172	52,5673	40,44	55 Hansen, Jimmy P
26	82	45,56	1,7998	39,1416	30,11	21 Bodé, Jan
27	64	35,68	1,7937	39,0089	30,01	41 Koch, Jørgen
28	21	28,90	0,7266	15,8027	12,16	40 Azzopardi, Raymond
29	18	30,42	0,5917	12,8683	9,90	39 Neven, Mike
30	0	22,92	0,0000	0,0000	0,00	9 Slaarup, Jesper

PRODUCTION -- Overall Stage Results

Chicken Hill

Printed juli 26, 2009 at 19:27



Stage 2 -- Stage 2

	PTS	TIME	HIT FACTOR	STAGE POINTS	STAGE PERCENT	COMPETITOR # Name
1	124	23,48	5,2811	130,0000	100,00	34 Tran, Faj
2	108	23,75	4,5474	111,9386	86,11	44 Larsen, Søren W
3	98	22,02	4,4505	109,5541	84,27	5 Johansen, Ronnie
4	100	23,20	4,3103	106,1040	81,62	29 Saxhøj, Ulrik
5	120	28,12	4,2674	105,0475	80,81	13 Jensen, Christian Ditle
6	116	27,69	4,1892	103,1228	79,33	37 Andersen, Thomas
7	106	29,93	3,5416	87,1804	67,06	66 Kolind, Nicolai
8	74	21,70	3,4101	83,9444	64,57	8 Torlund, Anders
9	96	28,37	3,3839	83,2974	64,07	43 Zarzycki, Artur
10	103	31,06	3,3162	81,6311	62,79	4 Henneberg, Claus K
11	102	31,25	3,2640	80,3470	61,81	2 Christensen, Christian
12	88	29,81	2,9520	72,6675	55,90	22 Møller, Erik Hein
13	110	40,41	2,7221	67,0075	51,54	52 Andersen, Mogens
14	64	25,38	2,5217	62,0738	47,75	51 Andersen, Thomas
15	100	41,86	2,3889	58,8059	45,24	19 Olsen, Christian Peltz
16	100	44,62	2,2411	55,1684	42,44	42 Steen, Rudi
17	68	33,32	2,0408	50,2370	38,64	60 Nørgaard, Jens Erik
18	57	72,36	0,7877	19,3908	14,92	49 Jørdan, Boris
19	30	39,10	0,7673	18,8871	14,53	54 Hansen, Frank

REVOLVER (STANDARD) -- Overall Stage Results

Chicken Hill

Printed juli 26, 2009 at 19:27



Stage 2 -- Stage 2

	PTS	TIME	HIT FACTOR	STAGE POINTS	STAGE PERCENT	COMPETITOR # Name
1	109	35,29	3,0887	130,0000	100,00	59 Petersen, Kristian
2	94	42,73	2,1999	92,5899	71,22	36 Søndergaard, Erkki
3	124	56,86	2,1808	91,7875	70,61	47 Johansen, Finn
4	106	48,78	2,1730	91,4603	70,35	27 Hellström, Tomas
5	89	45,57	1,9530	82,2015	63,23	12 Nielsen, Steen Pico

STANDARD -- Overall Stage Results

Chicken Hill

Printed juli 26, 2009 at 19:27



Stage 3 -- Stage 3

	PTS	TIME	HIT FACTOR	STAGE POINTS	STAGE PERCENT	COMPETITOR # Name
1	94	17,80	5,2809	100,0000	100,00	30 Thomsen, Christian
2	92	17,69	5,2007	98,4809	98,48	20 Madsen, Bo Stampe
3	94	18,57	5,0619	95,8535	95,85	50 Birkjær, Ulrik
4	94	19,13	4,9137	93,0476	93,05	31 Hagemann, Lars
5	94	20,14	4,6673	88,3813	88,38	18 Kastell, Peter
6	94	21,05	4,4656	84,5606	84,56	61 Nielsen, Henrik F
7	96	21,56	4,4527	84,3169	84,32	65 Bickham, Michael
8	87	19,55	4,4501	84,2684	84,27	64 Dahlman, Roland
9	94	26,23	3,5837	67,8612	67,86	63 Andersen, Peter Munk
10	90	25,20	3,5714	67,6292	67,63	21 Bodé, Jan
11	82	23,81	3,4439	65,2149	65,21	56 Erni, Martin
12	90	26,37	3,4130	64,6286	64,63	62 Krogstrup, Thomas
13	90	26,55	3,3898	64,1904	64,19	6 Rajchman, Jan
14	88	27,50	3,2000	60,5957	60,60	45 Wolff, Ebbe
15	86	26,91	3,1958	60,5169	60,52	9 Slaarup, Jesper
16	100	34,28	2,9172	55,2397	55,24	7 Andersen, Mads
17	96	34,37	2,7931	52,8912	52,89	33 Larsen, Morten
18	94	34,89	2,6942	51,0175	51,02	1 Bressendorff, Per
19	84	31,78	2,6432	50,0516	50,05	23 Jensen, Hans Jorgen
20	98	38,94	2,5167	47,6565	47,66	32 Larsen, Per Valentin
21	94	37,55	2,5033	47,4035	47,40	53 Nissen, Steve
22	92	37,63	2,4449	46,2962	46,30	55 Hansen, Jimmy P
23	73	30,35	2,4053	45,5466	45,55	25 Holm, Kent
24	77	32,29	2,3846	45,1559	45,16	40 Azzopardi, Raymond
25	61	28,42	2,1464	40,6441	40,64	38 Christensen, Claus
26	61	29,64	2,0580	38,9712	38,97	57 Lorentzen, Tom Sejermann
27	71	35,61	1,9938	37,7554	37,76	41 Koch, Jørgen
28	75	37,94	1,9768	37,4331	37,43	24 Lund, Tobias
29	68	37,37	1,8196	34,4570	34,46	35 Larsen, Jørn
30	71	40,89	1,7364	32,8801	32,88	39 Neven, Mike

PRODUCTION -- Overall Stage Results

Chicken Hill

Printed juli 26, 2009 at 19:27



Stage 3 -- Stage 3

	PTS	TIME	HIT FACTOR	STAGE POINTS	STAGE PERCENT	COMPETITOR # Name
1	96	19,96	4,8096	100,0000	100,00	44 Larsen, Søren W
2	82	19,78	4,1456	86,1940	86,19	34 Tran, Faj
3	82	21,75	3,7701	78,3870	78,39	5 Johansen, Ronnie
4	94	25,21	3,7287	77,5255	77,53	2 Christensen, Christian
5	82	23,12	3,5467	73,7421	73,74	37 Andersen, Thomas
6	92	28,68	3,2078	66,6957	66,70	13 Jensen, Christian Ditle
7	88	27,77	3,1689	65,8865	65,89	4 Henneberg, Claus K
8	76	26,40	2,8788	59,8548	59,85	51 Andersen, Thomas
9	84	29,84	2,8150	58,5288	58,53	60 Nørgaard, Jens Erik
10	65	23,35	2,7837	57,8783	57,88	29 Saxhøj, Ulrik
11	70	25,62	2,7322	56,8078	56,81	8 Torlund, Anders
12	84	34,21	2,4554	51,0523	51,05	43 Zarzycki, Artur
13	66	27,51	2,3991	49,8819	49,88	66 Kolind, Nicolai
14	80	33,37	2,3974	49,8452	49,85	42 Steen, Rudi
15	71	32,18	2,2063	45,8735	45,87	54 Hansen, Frank
16	75	35,29	2,1252	44,1874	44,19	52 Andersen, Mogens
17	90	44,49	2,0229	42,0600	42,06	19 Olsen, Christian Peltz
18	63	31,51	1,9994	41,5701	41,57	22 Møller, Erik Hein
19	68	49,86	1,3638	28,3561	28,36	49 Jørdan, Boris

REVOLVER (STANDARD) -- Overall Stage Results

Chicken Hill

Printed juli 26, 2009 at 19:27



Stage 3 -- Stage 3

	PTS	TIME	HIT FACTOR	STAGE POINTS	STAGE PERCENT	COMPETITOR # Name
1	88	29,20	3,0137	100,0000	100,00	59 Petersen, Kristian
2	98	36,27	2,7020	89,6559	89,66	36 Søndergaard, Erkki
3	89	34,01	2,6169	86,8327	86,83	12 Nielsen, Steen Pico
4	91	40,83	2,2288	73,9541	73,95	27 Hellström, Tomas
5	94	45,92	2,0470	67,9245	67,92	47 Johansen, Finn

STANDARD -- Overall Stage Results

Chicken Hill

Printed juli 26, 2009 at 19:27



Stage 4 -- Stage 4

	PTS	TIME	HIT FACTOR	STAGE POINTS	STAGE PERCENT	COMPETITOR # Name
1	85	13,15	6,4639	85,0000	100,00	20 Madsen, Bo Stampe
2	82	14,69	5,5820	73,4037	86,36	18 Kastell, Peter
3	85	15,63	5,4383	71,5131	84,13	50 Birkjær, Ulrik
4	82	16,86	4,8636	63,9561	75,24	30 Thomsen, Christian
5	83	17,39	4,7729	62,7631	73,84	65 Bickham, Michael
6	83	19,39	4,2806	56,2893	66,22	24 Lund, Tobias
7	79	19,42	4,0680	53,4938	62,93	64 Dahlman, Roland
8	75	18,83	3,9830	52,3765	61,62	56 Erni, Martin
9	79	21,19	3,7282	49,0255	57,68	7 Andersen, Mads
10	83	23,41	3,5455	46,6232	54,85	38 Christensen, Claus
11	81	23,89	3,3905	44,5856	52,45	23 Jensen, Hans Jorgen
12	68	21,25	3,2000	42,0800	49,51	62 Krogstrup, Thomas
13	79	26,42	2,9902	39,3206	46,26	41 Koch, Jørgen
14	83	28,41	2,9215	38,4178	45,20	9 Slaarup, Jesper
15	85	29,34	2,8971	38,0965	44,82	6 Rajchman, Jan
16	85	30,56	2,7814	36,5756	43,03	57 Lorentzen, Tom Sejermann
17	55	20,69	2,6583	34,9565	41,13	32 Larsen, Per Valentin
18	85	36,09	2,3552	30,9712	36,44	31 Hagemann, Lars
19	79	33,68	2,3456	30,8447	36,29	61 Nielsen, Henrik F
20	53	23,93	2,2148	29,1245	34,26	21 Bodé, Jan
21	85	39,10	2,1739	28,5870	33,63	40 Azzopardi, Raymond
22	81	38,47	2,1055	27,6878	32,57	63 Andersen, Peter Munk
23	70	33,78	2,0722	27,2499	32,06	55 Hansen, Jimmy P
24	81	49,81	1,6262	21,3843	25,16	45 Wolff, Ebbe
25	68	42,35	1,6057	21,1145	24,84	39 Neven, Mike
26	68	49,76	1,3666	17,9703	21,14	1 Bressendorff, Per
27	70	58,57	1,1952	15,7162	18,49	53 Nissen, Steve
28	38	35,00	1,0857	14,2771	16,80	25 Holm, Kent
29	62	59,38	1,0441	13,7302	16,15	35 Larsen, Jørn
30	28	41,52	0,6744	8,8680	10,43	33 Larsen, Morten

PRODUCTION -- Overall Stage Results

Chicken Hill

Printed juli 26, 2009 at 19:27



Stage 4 -- Stage 4

	PTS	TIME	HIT FACTOR	STAGE POINTS	STAGE PERCENT	COMPETITOR # Name
1	71	15,20	4,6711	85,0000	100,00	13 Jensen, Christian Ditle
2	75	18,82	3,9851	72,5180	85,32	5 Johansen, Ronnie
3	83	22,39	3,7070	67,4572	79,36	44 Larsen, Søren W
4	75	20,52	3,6550	66,5102	78,25	29 Saxhøj, Ulrik
5	77	21,45	3,5897	65,3232	76,85	22 Møller, Erik Hein
6	81	23,90	3,3891	61,6725	72,56	34 Tran, Faj
7	83	27,89	2,9760	54,1544	63,71	51 Andersen, Thomas
8	79	27,23	2,9012	52,7939	62,11	66 Kolind, Nicolai
9	71	26,09	2,7213	49,5209	58,26	60 Nørgaard, Jens Erik
10	77	30,65	2,5122	45,7156	53,78	37 Andersen, Thomas
11	60	24,27	2,4722	44,9869	52,93	2 Christensen, Christian
12	83	36,83	2,2536	41,0091	48,25	19 Olsen, Christian Peltz
13	81	37,43	2,1640	39,3794	46,33	42 Steen, Rudi
14	49	25,23	1,9421	35,3413	41,58	52 Andersen, Mogens
15	49	33,02	1,4839	27,0037	31,77	43 Zarzycki, Artur
16	81	56,74	1,4276	25,9776	30,56	49 Jørdan, Boris
17	54	41,50	1,3012	23,6783	27,86	54 Hansen, Frank
18	24	21,68	1,1070	20,1445	23,70	8 Torlund, Anders
19	58	78,44	0,7394	13,4553	15,83	4 Henneberg, Claus K

REVOLVER (STANDARD) -- Overall Stage Results

Chicken Hill

Printed juli 26, 2009 at 19:27




Stage 4 -- Stage 4

	PTS	TIME	HIT FACTOR	STAGE POINTS	STAGE PERCENT	COMPETITOR # Name
1	80	30,09	2,6587	85,0000	100,00	12 Nielsen, Steen Pico
2	85	32,89	2,5844	82,6240	97,20	47 Johansen, Finn
3	83	36,60	2,2678	72,5017	85,30	36 Søndergaard, Erkki
4	69	31,39	2,1982	70,2763	82,68	59 Petersen, Kristian
5	66	38,33	1,7219	55,0499	64,76	27 Hellström, Tomas

STANDARD -- Overall Stage Results

Chicken Hill

Printed juli 26, 2009 at 19:27



Stage 5 -- Stage 5

	PTS	TIME	HIT FACTOR	STAGE POINTS	STAGE PERCENT	COMPETITOR # Name
1	120	17,50	6,8571	120,0000	100,00	30 Thomsen, Christian
2	116	17,00	6,8235	119,4118	99,51	20 Madsen, Bo Stampe
3	112	16,98	6,5960	115,4299	96,19	50 Birkjær, Ulrik
4	115	17,76	6,4752	113,3164	94,43	18 Kastell, Peter
5	116	18,29	6,3423	110,9896	92,49	31 Hagemann, Lars
6	114	19,25	5,9221	103,6364	86,36	65 Bickham, Michael
7	118	21,31	5,5373	96,9029	80,75	41 Koch, Jørgen
8	104	19,10	5,4450	95,2880	79,41	64 Dahlman, Roland
9	120	22,22	5,4005	94,5094	78,76	45 Wolff, Ebbe
10	120	22,69	5,2887	92,5518	77,13	38 Christensen, Claus
11	110	21,37	5,1474	90,0796	75,07	61 Nielsen, Henrik F
12	98	21,70	4,5161	79,0323	65,86	56 Erni, Martin
13	110	24,85	4,4266	77,4648	64,55	6 Rajchman, Jan
14	114	25,77	4,4237	77,4156	64,51	63 Andersen, Peter Munk
15	112	25,34	4,4199	77,3481	64,46	23 Jensen, Hans Jorgen
16	118	26,86	4,3931	76,8801	64,07	33 Larsen, Morten
17	120	27,74	4,3259	75,7030	63,09	39 Neven, Mike
18	99	22,93	4,3175	75,5560	62,96	9 Slaarup, Jesper
19	120	28,18	4,2583	74,5209	62,10	32 Larsen, Per Valentin
20	100	23,49	4,2571	74,4998	62,08	21 Bodé, Jan
21	116	28,30	4,0989	71,7314	59,78	1 Bressendorff, Per
22	112	27,34	4,0966	71,6898	59,74	7 Andersen, Mads
23	108	26,38	4,0940	71,6452	59,70	35 Larsen, Jørn
24	112	28,64	3,9106	68,4358	57,03	24 Lund, Tobias
25	114	30,18	3,7773	66,1034	55,09	25 Holm, Kent
26	110	30,59	3,5959	62,9291	52,44	62 Krogstrup, Thomas
27	120	33,99	3,5305	61,7829	51,49	53 Nissen, Steve
28	114	33,60	3,3929	59,3750	49,48	40 Azzopardi, Raymond
29	50	28,25	1,7699	30,9735	25,81	57 Lorentzen, Tom Sejermann
30	0	31,67	0,0000	0,0000	0,00	55 Hansen, Jimmy P

PRODUCTION -- Overall Stage Results

Chicken Hill

Printed juli 26, 2009 at 19:27



Stage 5 -- Stage 5

	PTS	TIME	HIT FACTOR	STAGE POINTS	STAGE PERCENT	COMPETITOR # Name
1	116	16,21	7,1561	120,0000	100,00	34 Tran, Faj
2	118	18,86	6,2566	104,9172	87,43	44 Larsen, Søren W
3	108	20,42	5,2889	88,6899	73,91	8 Torlund, Anders
4	120	23,05	5,2061	87,3005	72,75	43 Zarzycki, Artur
5	114	21,97	5,1889	87,0124	72,51	4 Henneberg, Claus K
6	114	23,19	4,9159	82,4348	68,70	29 Saxhøj, Ulrik
7	110	22,39	4,9129	82,3844	68,65	37 Andersen, Thomas
8	112	23,51	4,7639	79,8862	66,57	2 Christensen, Christian
9	106	22,48	4,7153	79,0707	65,89	13 Jensen, Christian Ditle
10	112	23,91	4,6842	78,5497	65,46	5 Johansen, Ronnie
11	99	21,44	4,6175	77,4313	64,53	51 Andersen, Thomas
12	116	27,14	4,2741	71,6728	59,73	66 Kolind, Nicolai
13	100	24,44	4,0917	68,6128	57,18	19 Olsen, Christian Peltz
14	102	26,22	3,8902	65,2340	54,36	60 Nørgaard, Jens Erik
15	118	30,39	3,8829	65,1115	54,26	54 Hansen, Frank
16	120	31,50	3,8095	63,8818	53,23	52 Andersen, Mogens
17	120	33,37	3,5960	60,3019	50,25	42 Steen, Rudi
18	98	30,27	3,2375	54,2900	45,24	22 Møller, Erik Hein
19	70	42,16	1,6603	27,8422	23,20	49 Jørdan, Boris

REVOLVER (STANDARD) -- Overall Stage Results

Chicken Hill

Printed juli 26, 2009 at 19:27



Stage 5 -- Stage 5

	PTS	TIME	HIT FACTOR	STAGE POINTS	STAGE PERCENT	COMPETITOR # Name
1	119	29,53	4,0298	120,0000	100,00	59 Petersen, Kristian
2	119	32,98	3,6082	107,4469	89,54	12 Nielsen, Steen Pico
3	118	35,05	3,3666	100,2517	83,54	36 Søndergaard, Erkki
4	119	37,84	3,1448	93,6469	78,04	27 Hellström, Tomas
5	120	49,52	2,4233	72,1603	60,13	47 Johansen, Finn

STANDARD -- Overall Stage Results

Chicken Hill

Printed juli 26, 2009 at 19:27



Stage 6 -- Stage 6

	PTS	TIME	HIT FACTOR	STAGE POINTS	STAGE PERCENT	COMPETITOR # Name
1	94	16,85	5,5786	100,0000	100,00	31 Hagemann, Lars
2	96	17,69	5,4268	97,2782	97,28	18 Kastell, Peter
3	80	15,11	5,2945	94,9069	94,91	50 Birkjær, Ulrik
4	94	18,19	5,1677	92,6333	92,63	64 Dahlman, Roland
5	77	15,96	4,8246	86,4828	86,48	20 Madsen, Bo Stampe
6	92	19,55	4,7059	84,3555	84,36	45 Wolff, Ebbe
7	92	19,81	4,6441	83,2483	83,25	61 Nielsen, Henrik F
8	86	18,92	4,5455	81,4797	81,48	65 Bickham, Michael
9	88	21,29	4,1334	74,0933	74,09	6 Rajchman, Jan
10	98	24,08	4,0698	72,9528	72,95	7 Andersen, Mads
11	54	13,37	4,0389	72,3993	72,40	30 Thomsen, Christian
12	88	21,99	4,0018	71,7347	71,73	21 Bodé, Jan
13	86	21,80	3,9450	70,7154	70,72	63 Andersen, Peter Munk
14	84	21,75	3,8621	69,2296	69,23	56 Erni, Martin
15	82	21,93	3,7392	67,0266	67,03	62 Krogstrup, Thomas
16	92	25,33	3,6321	65,1066	65,11	24 Lund, Tobias
17	92	25,89	3,5535	63,6983	63,70	38 Christensen, Claus
18	86	24,50	3,5102	62,9223	62,92	23 Jensen, Hans Jorgen
19	86	26,30	3,2700	58,6158	58,62	41 Koch, Jørgen
20	84	25,89	3,2445	58,1593	58,16	57 Lorentzen, Tom Sejermann
21	98	33,27	2,9456	52,8014	52,80	25 Holm, Kent
22	78	27,61	2,8251	50,6408	50,64	32 Larsen, Per Valentin
23	88	33,88	2,5974	46,5598	46,56	1 Bressendorff, Per
24	88	33,94	2,5928	46,4775	46,48	33 Larsen, Morten
25	100	40,13	2,4919	44,6687	44,67	53 Nissen, Steve
26	81	32,87	2,4643	44,1730	44,17	55 Hansen, Jimmy P
27	96	40,88	2,3483	42,0952	42,10	39 Neven, Mike
28	48	21,79	2,2028	39,4872	39,49	9 Slaarup, Jesper
29	84	38,24	2,1967	39,3762	39,38	40 Azzopardi, Raymond
30	49	37,41	1,3098	23,4790	23,48	35 Larsen, Jørn

PRODUCTION -- Overall Stage Results

Chicken Hill

Printed juli 26, 2009 at 19:27



Stage 6 -- Stage 6

	PTS	TIME	HIT FACTOR	STAGE POINTS	STAGE PERCENT	COMPETITOR # Name
1	90	16,12	5,5831	100,0000	100,00	34 Tran, Faj
2	94	20,29	4,6328	82,9790	82,98	13 Jensen, Christian Ditle
3	96	21,26	4,5155	80,8780	80,88	44 Larsen, Søren W
4	72	16,55	4,3505	77,9215	77,92	5 Johansen, Ronnie
5	74	20,18	3,6670	65,6800	65,68	8 Torlund, Anders
6	98	27,07	3,6202	64,8426	64,84	4 Henneberg, Claus K
7	69	20,00	3,4500	61,7933	61,79	29 Saxhøj, Ulrik
8	66	21,45	3,0769	55,1111	55,11	2 Christensen, Christian
9	80	27,05	2,9575	52,9719	52,97	37 Andersen, Thomas
10	82	28,42	2,8853	51,6788	51,68	42 Steen, Rudi
11	72	26,30	2,7376	49,0342	49,03	43 Zarzycki, Artur
12	46	17,12	2,6869	48,1256	48,13	51 Andersen, Thomas
13	86	32,40	2,6543	47,5418	47,54	66 Kolind, Nicolai
14	75	29,09	2,5782	46,1785	46,18	52 Andersen, Mogens
15	80	32,83	2,4368	43,6457	43,65	19 Olsen, Christian Peltz
16	53	25,51	2,0776	37,2124	37,21	22 Møller, Erik Hein
17	49	26,56	1,8449	33,0438	33,04	60 Nørgaard, Jens Erik
18	92	55,55	1,6562	29,6638	29,66	54 Hansen, Frank
19	82	50,77	1,6151	28,9287	28,93	49 Jørdan, Boris

REVOLVER (STANDARD) -- Overall Stage Results

Chicken Hill

Printed juli 26, 2009 at 19:27



Stage 6 -- Stage 6

	PTS	TIME	HIT FACTOR	STAGE POINTS	STAGE PERCENT	COMPETITOR # Name
1	95	28,23	3,3652	100,0000	100,00	36 Søndergaard, Erkki
2	89	29,61	3,0057	89,3180	89,32	12 Nielsen, Steen Pico
3	83	30,95	2,6817	79,6902	79,69	27 Hellström, Tomas
4	98	47,00	2,0851	61,9606	61,96	47 Johansen, Finn
5	41	25,95	1,5800	46,9498	46,95	59 Petersen, Kristian

STANDARD -- Overall Stage Results

Chicken Hill

Printed juli 26, 2009 at 19:27



Stage 7 -- Stage 7

	PTS	TIME	HIT FACTOR	STAGE POINTS	STAGE PERCENT	COMPETITOR # Name
1	36	5,97	6,0302	40,0000	100,00	30 Thomsen, Christian
2	30	5,85	5,1282	34,0171	85,04	20 Madsen, Bo Stampe
3	37	7,65	4,8366	32,0828	80,21	18 Kastell, Peter
4	22	5,08	4,3307	28,7270	71,82	64 Dahlman, Roland
5	34	7,98	4,2607	28,2623	70,66	31 Hagemann, Lars
6	40	9,41	4,2508	28,1970	70,49	65 Bickham, Michael
7	32	7,66	4,1775	27,7111	69,28	61 Nielsen, Henrik F
8	32	8,00	4,0000	26,5333	66,33	23 Jensen, Hans Jorgen
9	21	5,59	3,7567	24,9195	62,30	50 Birkjær, Ulrik
10	24	9,52	2,5210	16,7227	41,81	45 Wolff, Ebbe
11	30	12,22	2,4550	16,2848	40,71	57 Lorentzen, Tom Sejermann
12	24	9,81	2,4465	16,2283	40,57	62 Krogstrup, Thomas
13	28	11,94	2,3451	15,5556	38,89	6 Rajchman, Jan
14	15	7,75	1,9355	12,8387	32,10	56 Erni, Martin
15	28	14,50	1,9310	12,8092	32,02	24 Lund, Tobias
16	30	17,09	1,7554	11,6442	29,11	55 Hansen, Jimmy P
17	28	16,32	1,7157	11,3807	28,45	38 Christensen, Claus
18	17	12,27	1,3855	9,1904	22,98	33 Larsen, Morten
19	23	19,03	1,2086	8,0172	20,04	21 Bodé, Jan
20	13	16,43	0,7912	5,2485	13,12	39 Neven, Mike
21	7	9,40	0,7447	4,9397	12,35	7 Andersen, Mads
22	9	12,14	0,7414	4,9176	12,29	40 Azzopardi, Raymond
23	5	12,86	0,3888	2,5791	6,45	25 Holm, Kent
24	2	9,91	0,2018	1,3387	3,35	32 Larsen, Per Valentin
25	0	13,60	0,0000	0,0000	0,00	35 Larsen, Jørn
26	0	10,61	0,0000	0,0000	0,00	53 Nissen, Steve
27	0	5,89	0,0000	0,0000	0,00	9 Slaarup, Jesper
28	0	8,19	0,0000	0,0000	0,00	41 Koch, Jørgen
29	0	10,34	0,0000	0,0000	0,00	1 Bressendorff, Per
30	0	15,17	0,0000	0,0000	0,00	63 Andersen, Peter Munk

PRODUCTION -- Overall Stage Results

Chicken Hill

Printed juli 26, 2009 at 19:27



Stage 7 -- Stage 7

	PTS	TIME	HIT FACTOR	STAGE POINTS	STAGE PERCENT	COMPETITOR # Name
1	26	5,23	4,9713	40,0000	100,00	34 Tran, Faj
2	26	7,87	3,3037	26,5820	66,45	29 Saxhøj, Ulrik
3	24	7,82	3,0691	24,6941	61,74	43 Zarzycki, Artur
4	36	11,74	3,0664	24,6730	61,68	8 Torlund, Anders
5	22	8,08	2,7228	21,9078	54,77	37 Andersen, Thomas
6	26	10,03	2,5922	20,8574	52,14	44 Larsen, Søren W
7	30	11,97	2,5063	20,1658	50,41	4 Henneberg, Claus K
8	28	14,25	1,9649	15,8100	39,52	42 Steen, Rudi
9	22	11,94	1,8425	14,8254	37,06	52 Andersen, Mogens
10	20	11,91	1,6793	13,5116	33,78	2 Christensen, Christian
11	17	11,35	1,4978	12,0515	30,13	13 Jensen, Christian Ditle
12	17	12,57	1,3524	10,8818	27,20	51 Andersen, Thomas
13	13	11,42	1,1384	9,1594	22,90	19 Olsen, Christian Peltz
14	6	10,36	0,5792	4,6599	11,65	66 Kolind, Nicolai
15	7	19,75	0,3544	2,8518	7,13	22 Møller, Erik Hein
16	2	11,55	0,1732	1,3933	3,48	60 Nørgaard, Jens Erik
17	0	14,35	0,0000	0,0000	0,00	49 Jørdan, Boris
18	0	7,68	0,0000	0,0000	0,00	5 Johansen, Ronnie
19	0	8,11	0,0000	0,0000	0,00	54 Hansen, Frank

REVOLVER (STANDARD) -- Overall Stage Results

Chicken Hill

Printed juli 26, 2009 at 19:27



Stage 7 -- Stage 7

	PTS	TIME	HIT FACTOR	STAGE POINTS	STAGE PERCENT	COMPETITOR # Name
1	36	15,11	2,3825	40,0000	100,00	47 Johansen, Finn
2	32	14,54	2,2008	36,9494	92,37	36 Søndergaard, Erkki
3	30	16,39	1,8304	30,7301	76,83	27 Hellström, Tomas
4	24	13,77	1,7429	29,2617	73,15	12 Nielsen, Steen Pico
5	1	13,92	0,0718	1,2061	3,02	59 Petersen, Kristian

STANDARD -- Overall Stage Results

Chicken Hill

Printed juli 26, 2009 at 19:27



Stage 8 -- Stage 8

	PTS	TIME	HIT FACTOR	STAGE POINTS	STAGE PERCENT	COMPETITOR # Name
1	78	17,90	4,3575	85,0000	100,00	30 Thomsen, Christian
2	73	18,89	3,8645	75,3821	88,68	50 Birkjær, Ulrik
3	79	23,21	3,4037	66,3941	78,11	31 Hagemann, Lars
4	67	20,32	3,2972	64,3174	75,67	20 Madsen, Bo Stampe
5	74	23,20	3,1897	62,2187	73,20	64 Dahlman, Roland
6	75	26,82	2,7964	54,5481	64,17	63 Andersen, Peter Munk
7	71	26,04	2,7266	53,1857	62,57	18 Kastell, Peter
8	65	24,83	2,6178	51,0639	60,08	45 Wolff, Ebbe
9	79	33,03	2,3918	46,6547	54,89	33 Larsen, Morten
10	53	23,20	2,2845	44,5621	52,43	65 Bickham, Michael
11	75	33,00	2,2727	44,3327	52,16	7 Andersen, Mads
12	71	31,38	2,2626	44,1350	51,92	39 Neven, Mike
13	73	34,51	2,1153	41,2625	48,54	21 Bodé, Jan
14	59	28,93	2,0394	39,7815	46,80	62 Krogstrup, Thomas
15	81	41,01	1,9751	38,5277	45,33	53 Nissen, Steve
16	54	27,68	1,9509	38,0544	44,77	23 Jensen, Hans Jorgen
17	73	39,54	1,8462	36,0134	42,37	25 Holm, Kent
18	56	30,61	1,8295	35,6863	41,98	56 Erni, Martin
19	60	33,16	1,8094	35,2951	41,52	24 Lund, Tobias
20	54	30,59	1,7653	34,4343	40,51	41 Koch, Jørgen
21	79	46,88	1,6852	32,8713	38,67	55 Hansen, Jimmy P
22	44	28,05	1,5686	30,5983	36,00	61 Nielsen, Henrik F
23	65	41,51	1,5659	30,5448	35,94	1 Bressendorff, Per
24	55	35,70	1,5406	30,0519	35,36	6 Rajchman, Jan
25	33	24,51	1,3464	26,2632	30,90	9 Slaarup, Jesper
26	43	34,20	1,2573	24,5256	28,85	57 Lorentzen, Tom Sejermann
27	35	28,51	1,2276	23,9468	28,17	35 Larsen, Jørn
28	39	32,15	1,2131	23,6625	27,84	38 Christensen, Claus
29	45	51,57	0,8726	17,0213	20,03	32 Larsen, Per Valentin
30	22	38,96	0,5647	11,0149	12,96	40 Azzopardi, Raymond

PRODUCTION -- Overall Stage Results

Chicken Hill

Printed juli 26, 2009 at 19:27



Stage 8 -- Stage 8

	PTS	TIME	HIT FACTOR	STAGE POINTS	STAGE PERCENT	COMPETITOR # Name
1	77	21,32	3,6116	85,0000	100,00	34 Tran, Faj
2	73	20,81	3,5079	82,5593	97,13	44 Larsen, Søren W
3	77	28,46	2,7056	63,6753	74,91	4 Henneberg, Claus K
4	73	27,09	2,6947	63,4204	74,61	2 Christensen, Christian
5	69	28,49	2,4219	56,9996	67,06	13 Jensen, Christian Ditle
6	63	26,51	2,3765	55,9302	65,80	8 Torlund, Anders
7	56	27,56	2,0319	47,8216	56,26	37 Andersen, Thomas
8	55	27,11	2,0288	47,7473	56,17	29 Saxhøj, Ulrik
9	64	33,54	1,9082	44,9089	52,83	54 Hansen, Frank
10	75	39,65	1,8916	44,5178	52,37	19 Olsen, Christian Peltz
11	63	36,27	1,7370	40,8798	48,09	42 Steen, Rudi
12	54	31,81	1,6976	39,9526	47,00	51 Andersen, Thomas
13	42	25,84	1,6254	38,2536	45,00	43 Zarzycki, Artur
14	69	43,03	1,6035	37,7392	44,40	52 Andersen, Mogens
15	41	29,09	1,4094	33,1708	39,02	22 Møller, Erik Hein
16	71	57,77	1,2290	28,9249	34,03	49 Jørdan, Boris
17	43	36,43	1,1803	27,7795	32,68	66 Kolind, Nicolai
18	16	23,15	0,6911	16,2661	19,14	5 Johansen, Ronnie
19	10	25,20	0,3968	9,3393	10,99	60 Nørgaard, Jens Erik

REVOLVER (STANDARD) -- Overall Stage Results

Chicken Hill

Printed juli 26, 2009 at 19:27



Stage 8 -- Stage 8

	PTS	TIME	HIT FACTOR	STAGE POINTS	STAGE PERCENT	COMPETITOR # Name
1	67	30,30	2,2112	85,0000	100,00	59 Petersen, Kristian
2	75	38,26	1,9603	75,3534	88,65	12 Nielsen, Steen Pico
3	76	39,55	1,9216	73,8676	86,90	27 Hellström, Tomas
4	58	34,95	1,6595	63,7922	75,05	36 Søndergaard, Erkki
5	81	50,07	1,6177	62,1862	73,16	47 Johansen, Finn

STANDARD -- Overall Stage Results

Chicken Hill

Printed juli 26, 2009 at 19:27



Stage 9 -- Stage 9

	PTS	TIME	HIT FACTOR	STAGE POINTS	STAGE PERCENT	COMPETITOR # Name
1	148	13,89	10,6551	160,0000	100,00	50 Birkjær, Ulrik
2	146	14,66	9,9591	149,5476	93,47	20 Madsen, Bo Stampe
3	134	14,14	9,4767	142,3036	88,94	31 Hagemann, Lars
4	136	14,74	9,2266	138,5485	86,59	30 Thomsen, Christian
5	128	14,43	8,8704	133,2000	83,25	64 Dahlman, Roland
6	148	16,87	8,7730	131,7368	82,34	18 Kastell, Peter
7	144	16,54	8,7062	130,7337	81,71	61 Nielsen, Henrik F
8	144	19,77	7,2838	109,3746	68,36	63 Andersen, Peter Munk
9	148	20,37	7,2656	109,1016	68,19	56 Erni, Martin
10	142	21,55	6,5893	98,9468	61,84	23 Jensen, Hans Jorgen
11	158	24,58	6,4280	96,5241	60,33	45 Wolff, Ebbe
12	144	23,58	6,1069	91,7021	57,31	38 Christensen, Claus
13	158	26,26	6,0168	90,3489	56,47	33 Larsen, Morten
14	152	25,57	5,9445	89,2634	55,79	32 Larsen, Per Valentin
15	148	27,29	5,4232	81,4364	50,90	6 Rajchman, Jan
16	150	28,41	5,2798	79,2831	49,55	7 Andersen, Mads
17	150	29,33	5,1142	76,7962	48,00	57 Lorentzen, Tom Sejermann
18	152	29,83	5,0955	76,5157	47,82	62 Krogstrup, Thomas
19	156	30,97	5,0371	75,6387	47,27	39 Neven, Mike
20	156	31,00	5,0323	75,5655	47,23	25 Holm, Kent
21	140	28,43	4,9244	73,9455	46,22	35 Larsen, Jørn
22	134	29,55	4,5347	68,0938	42,56	21 Bodé, Jan
23	116	26,88	4,3155	64,8021	40,50	9 Slaarup, Jesper
24	144	33,67	4,2768	64,2214	40,14	1 Bressendorff, Per
25	154	36,34	4,2378	63,6350	39,77	55 Hansen, Jimmy P
26	140	33,41	4,1904	62,9234	39,33	41 Koch, Jørgen
27	131	32,97	3,9733	59,6641	37,29	40 Azzopardi, Raymond
28	148	37,42	3,9551	59,3907	37,12	24 Lund, Tobias
29	156	48,63	3,2079	48,1705	30,11	53 Nissen, Steve

PRODUCTION -- Overall Stage Results

Chicken Hill

Printed juli 26, 2009 at 19:27



Stage 9 -- Stage 9

	PTS	TIME	HIT FACTOR	STAGE POINTS	STAGE PERCENT	COMPETITOR # Name
1	140	14,74	9,4980	160,0000	100,00	44 Larsen, Søren W
2	140	16,08	8,7065	146,6667	91,67	34 Tran, Faj
3	142	16,76	8,4726	142,7262	89,20	13 Jensen, Christian Ditle
4	142	18,43	7,7048	129,7934	81,12	2 Christensen, Christian
5	142	19,23	7,3843	124,3937	77,75	5 Johansen, Ronnie
6	142	20,00	7,1000	119,6046	74,75	4 Henneberg, Claus K
7	146	21,31	6,8512	115,4141	72,13	8 Torlund, Anders
8	136	19,93	6,8239	114,9532	71,85	51 Andersen, Thomas
9	126	18,56	6,7888	114,3621	71,48	43 Zarzycki, Artur
10	133	20,97	6,3424	106,8422	66,78	37 Andersen, Thomas
11	126	21,13	5,9631	100,4524	62,78	29 Saxhøj, Ulrik
12	136	28,36	4,7955	80,7834	50,49	22 Møller, Erik Hein
13	115	24,41	4,7112	79,3633	49,60	42 Steen, Rudi
14	152	36,67	4,1451	69,8268	43,64	54 Hansen, Frank
15	134	37,20	3,6022	60,6808	37,93	52 Andersen, Mogens
16	128	36,56	3,5011	58,9784	36,86	19 Olsen, Christian Peltz
17	144	49,89	2,8863	48,6226	30,39	49 Jørdan, Boris
18	62	24,09	2,5737	43,3555	27,10	60 Nørgaard, Jens Erik

REVOLVER (STANDARD) -- Overall Stage Results

Chicken Hill

Printed juli 26, 2009 at 19:27



Stage 9 -- Stage 9

	PTS	TIME	HIT FACTOR	STAGE POINTS	STAGE PERCENT	COMPETITOR # Name
1	143	29,42	4,8606	160,0000	100,00	59 Petersen, Kristian
2	156	36,23	4,3058	141,7369	88,59	12 Nielsen, Steen Pico
3	152	40,69	3,7356	122,9653	76,85	27 Hellström, Tomas
4	132	42,58	3,1000	102,0457	63,78	36 Søndergaard, Erkki
5	160	52,29	3,0599	100,7228	62,95	47 Johansen, Finn

STANDARD -- Overall Stage Results

Chicken Hill

Printed juli 26, 2009 at 19:27



Stage 10 -- Stage 10

	PTS	TIME	HIT FACTOR	STAGE POINTS	STAGE PERCENT	COMPETITOR # Name
1	76	18,70	4,0642	80,0000	100,00	30 Thomsen, Christian
2	61	15,51	3,9329	77,4169	96,77	50 Birkjær, Ulrik
3	72	19,19	3,7520	73,8542	92,32	61 Nielsen, Henrik F
4	70	20,59	3,3997	66,9206	83,65	31 Hagemann, Lars
5	68	21,24	3,2015	63,0191	78,77	20 Madsen, Bo Stampe
6	65	20,37	3,1910	62,8117	78,51	64 Dahlman, Roland
7	68	24,71	2,7519	54,1694	67,71	38 Christensen, Claus
8	55	23,75	2,3158	45,5845	56,98	39 Neven, Mike
9	55	26,21	2,0984	41,3060	51,63	6 Rajchman, Jan
10	62	32,24	1,9231	37,8542	47,32	53 Nissen, Steve
11	47	24,79	1,8959	37,3198	46,65	40 Azzopardi, Raymond
12	43	22,99	1,8704	36,8169	46,02	23 Jensen, Hans Jorgen
13	50	26,83	1,8636	36,6832	45,85	63 Andersen, Peter Munk
14	41	24,84	1,6506	32,4900	40,61	25 Holm, Kent
15	45	27,97	1,6089	31,6693	39,59	56 Erni, Martin
16	39	25,06	1,5563	30,6338	38,29	62 Krogstrup, Thomas
17	21	20,36	1,0314	20,3030	25,38	21 Bodé, Jan
18	31	30,94	1,0019	19,7224	24,65	32 Larsen, Per Valentin
19	24	25,70	0,9339	18,3821	22,98	35 Larsen, Jørn
20	25	29,38	0,8509	16,7497	20,94	24 Lund, Tobias
21	14	18,67	0,7499	14,7605	18,45	41 Koch, Jørgen
22	10	22,44	0,4456	8,7719	10,96	9 Slaarup, Jesper
23	0	16,58	0,0000	0,0000	0,00	7 Andersen, Mads
24	0	22,46	0,0000	0,0000	0,00	55 Hansen, Jimmy P
25	0	37,97	0,0000	0,0000	0,00	33 Larsen, Morten
26	0	23,81	0,0000	0,0000	0,00	45 Wolff, Ebbe
27	0	26,56	0,0000	0,0000	0,00	57 Lorentzen, Tom Sejermann
28	0	5,29	0,0000	0,0000	0,00	18 Kastell, Peter
29	0	27,60	0,0000	0,0000	0,00	1 Bressendorff, Per

PRODUCTION -- Overall Stage Results

Chicken Hill

Printed juli 26, 2009 at 19:27



Stage 10 -- Stage 10

	PTS	TIME	HIT FACTOR	STAGE POINTS	STAGE PERCENT	COMPETITOR # Name
1	72	18,71	3,8482	80,0000	100,00	34 Tran, Faj
2	76	22,29	3,4096	70,8818	88,60	4 Henneberg, Claus K
3	60	21,53	2,7868	57,9347	72,42	2 Christensen, Christian
4	66	28,78	2,2933	47,6743	59,59	54 Hansen, Frank
5	50	23,54	2,1240	44,1565	55,20	51 Andersen, Thomas
6	78	38,80	2,0103	41,7921	52,24	49 Jørdan, Boris
7	43	21,61	1,9898	41,3661	51,71	29 Saxhøj, Ulrik
8	60	33,60	1,7857	37,1230	46,40	19 Olsen, Christian Peltz
9	32	20,16	1,5873	32,9982	41,25	44 Larsen, Søren W
10	30	20,14	1,4896	30,9666	38,71	8 Torlund, Anders
11	52	43,64	1,1916	24,7714	30,96	22 Møller, Erik Hein
12	48	45,95	1,0446	21,7164	27,15	13 Jensen, Christian Ditle
13	17	26,44	0,6430	13,3665	16,71	43 Zarzycki, Artur
14	17	29,52	0,5759	11,9719	14,96	60 Nørgaard, Jens Erik
15	10	35,09	0,2850	5,9244	7,41	42 Steen, Rudi
16	1	22,87	0,0437	0,9090	1,14	52 Andersen, Mogens
17	0	16,37	0,0000	0,0000	0,00	5 Johansen, Ronnie
18	0	25,75	0,0000	0,0000	0,00	37 Andersen, Thomas

REVOLVER (STANDARD) -- Overall Stage Results

Chicken Hill

Printed juli 26, 2009 at 19:27



Stage 10 -- Stage 10

	PTS	TIME	HIT FACTOR	STAGE POINTS	STAGE PERCENT	COMPETITOR # Name
1	78	24,93	3,1288	80,0000	100,00	59 Petersen, Kristian
2	72	27,44	2,6239	67,0913	83,86	12 Nielsen, Steen Pico
3	79	34,47	2,2918	58,6008	73,25	27 Hellström, Tomas
4	68	42,33	1,6064	41,0751	51,34	47 Johansen, Finn
5	0	42,41	0,0000	0,0000	0,00	36 Søndergaard, Erkki

STANDARD -- Overall Stage Results

Chicken Hill

Printed juli 26, 2009 at 19:27



Stage 11 -- Stage 11

	PTS	TIME	HIT FACTOR	STAGE POINTS	STAGE PERCENT	COMPETITOR # Name
1	140	33,83	4,1383	160,0000	100,00	50 Birkjær, Ulrik
2	142	36,53	3,8872	150,2909	93,93	30 Thomsen, Christian
3	140	36,54	3,8314	148,1336	92,58	64 Dahlman, Roland
4	138	39,81	3,4665	134,0235	83,76	31 Hagemann, Lars
5	132	43,75	3,0171	116,6514	72,91	21 Bodé, Jan
6	94	31,71	2,9644	114,6108	71,63	20 Madsen, Bo Stampe
7	140	47,67	2,9369	113,5473	70,97	7 Andersen, Mads
8	144	52,70	2,7324	105,6442	66,03	63 Andersen, Peter Munk
9	134	50,33	2,6624	102,9371	64,34	23 Jensen, Hans Jorgen
10	123	48,05	2,5598	98,9705	61,86	56 Erni, Martin
11	124	48,86	2,5379	98,1210	61,33	6 Rajchman, Jan
12	130	54,87	2,3692	91,6015	57,25	24 Lund, Tobias
13	128	59,99	2,1337	82,4945	51,56	57 Lorentzen, Tom Sejermann
14	97	46,09	2,1046	81,3690	50,86	61 Nielsen, Henrik F
15	88	56,65	1,5534	60,0588	37,54	45 Wolff, Ebbe
16	102	67,80	1,5044	58,1654	36,35	55 Hansen, Jimmy P
17	91	62,85	1,4479	55,9796	34,99	33 Larsen, Morten
18	62	43,21	1,4349	55,4755	34,67	9 Slaarup, Jesper
19	104	72,91	1,4264	55,1493	34,47	53 Nissen, Steve
20	101	73,74	1,3697	52,9556	33,10	38 Christensen, Claus
21	65	53,60	1,2127	46,8859	29,30	62 Krogstrup, Thomas
22	71	63,57	1,1169	43,1817	26,99	1 Bressendorff, Per
23	55	53,87	1,0210	39,4739	24,67	25 Holm, Kent
24	46	49,39	0,9314	36,0091	22,51	32 Larsen, Per Valentin
25	59	65,12	0,9060	35,0293	21,89	41 Koch, Jørgen
26	54	61,74	0,8746	33,8159	21,13	39 Neven, Mike
27	16	62,45	0,2562	9,9056	6,19	35 Larsen, Jørn
28	0	66,48	0,0000	0,0000	0,00	40 Azzopardi, Raymond

PRODUCTION -- Overall Stage Results

Chicken Hill

Printed juli 26, 2009 at 19:27



Stage 11 -- Stage 11

	PTS	TIME	HIT FACTOR	STAGE POINTS	STAGE PERCENT	COMPETITOR # Name
1	132	35,47	3,7215	160,0000	100,00	34 Tran, Faj
2	144	40,47	3,5582	152,9807	95,61	37 Andersen, Thomas
3	106	41,07	2,5810	110,9656	69,35	44 Larsen, Søren W
4	109	43,30	2,5173	108,2296	67,64	13 Jensen, Christian Ditle
5	108	47,92	2,2538	96,8979	60,56	8 Torlund, Anders
6	130	67,05	1,9389	83,3589	52,10	4 Henneberg, Claus K
7	76	42,70	1,7799	76,5232	47,83	51 Andersen, Thomas
8	80	57,34	1,3952	59,9846	37,49	22 Møller, Erik Hein
9	65	46,71	1,3916	59,8289	37,39	2 Christensen, Christian
10	81	66,18	1,2239	52,6218	32,89	42 Steen, Rudi
11	47	39,18	1,1996	51,5752	32,23	29 Saxhøj, Ulrik
12	62	62,76	0,9879	42,4733	26,55	52 Andersen, Mogens
13	59	60,34	0,9778	42,0392	26,27	54 Hansen, Frank
14	94	114,28	0,8225	35,3643	22,10	43 Zarzycki, Artur
15	79	99,95	0,7904	33,9822	21,24	49 Jørdan, Boris
16	16	33,99	0,4707	20,2384	12,65	5 Johansen, Ronnie
17	26	59,56	0,4365	18,7683	11,73	60 Nørgaard, Jens Erik
18	20	73,16	0,2734	11,7534	7,35	19 Olsen, Christian Peltz

REVOLVER (STANDARD) -- Overall Stage Results

Chicken Hill

Printed juli 26, 2009 at 19:27



Stage 11 -- Stage 11

	PTS	TIME	HIT FACTOR	STAGE POINTS	STAGE PERCENT	COMPETITOR # Name
1	120	61,23	1,9598	160,0000	100,00	59 Petersen, Kristian
2	154	78,79	1,9546	159,5705	99,73	47 Johansen, Finn
3	110	66,66	1,6502	134,7195	84,20	27 Hellström, Tomas
4	91	67,29	1,3524	110,4063	69,00	12 Nielsen, Steen Pico
5	69	56,26	1,2264	100,1273	62,58	36 Søndergaard, Erkki

STANDARD -- Overall Stage Results

Chicken Hill

Printed juli 26, 2009 at 19:27



Stage 12 -- Stage 12

	PTS	TIME	HIT FACTOR	STAGE POINTS	STAGE PERCENT	COMPETITOR # Name
1	34	6,23	5,4575	35,0000	100,00	64 Dahlman, Roland
2	29	6,71	4,3219	27,7174	79,19	20 Madsen, Bo Stampe
3	35	8,10	4,3210	27,7115	79,18	24 Lund, Tobias
4	31	7,21	4,2996	27,5742	78,78	61 Nielsen, Henrik F
5	35	8,19	4,2735	27,4070	78,31	56 Erni, Martin
6	35	8,30	4,2169	27,0438	77,27	31 Hagemann, Lars
7	33	8,08	4,0842	26,1927	74,84	30 Thomsen, Christian
8	33	8,89	3,7120	23,8062	68,02	23 Jensen, Hans Jorgen
9	35	9,46	3,6998	23,7276	67,79	21 Bodé, Jan
10	29	8,90	3,2584	20,8971	59,71	41 Koch, Jørgen
11	18	5,57	3,2316	20,7250	59,21	50 Birkjær, Ulrik
12	35	11,12	3,1475	20,1855	57,67	39 Neven, Mike
13	35	11,40	3,0702	19,6898	56,26	32 Larsen, Per Valentin
14	31	10,20	3,0392	19,4912	55,69	45 Wolff, Ebbe
15	33	10,96	3,0109	19,3099	55,17	1 Bressendorff, Per
16	33	10,98	3,0055	19,2748	55,07	7 Andersen, Mads
17	33	11,46	2,8796	18,4674	52,76	33 Larsen, Morten
18	33	12,34	2,6742	17,1505	49,00	62 Krogstrup, Thomas
19	27	10,46	2,5813	16,5542	47,30	35 Larsen, Jørn
20	31	12,45	2,4900	15,9687	45,62	9 Slaarup, Jesper
21	25	10,41	2,4015	15,4016	44,00	38 Christensen, Claus
22	29	13,02	2,2273	14,2845	40,81	55 Hansen, Jimmy P
23	35	15,73	2,2250	14,2698	40,77	53 Nissen, Steve
24	21	11,24	1,8683	11,9820	34,23	6 Rajchman, Jan
25	31	17,32	1,7898	11,4787	32,80	57 Lorentzen, Tom Sejermann
26	31	18,05	1,7175	11,0144	31,47	40 Azzopardi, Raymond
27	33	21,84	1,5110	9,6903	27,69	25 Holm, Kent
28	12	9,33	1,2862	8,2485	23,57	63 Andersen, Peter Munk

PRODUCTION -- Overall Stage Results

Chicken Hill

Printed juli 26, 2009 at 19:27



Stage 12 -- Stage 12

	PTS	TIME	HIT FACTOR	STAGE POINTS	STAGE PERCENT	COMPETITOR # Name
1	35	7,90	4,4304	35,0000	100,00	34 Tran, Faj
2	31	7,27	4,2641	33,6864	96,25	44 Larsen, Søren W
3	29	7,49	3,8718	30,5874	87,39	13 Jensen, Christian Ditle
4	27	7,09	3,8082	30,0846	85,96	29 Saxhøj, Ulrik
5	33	9,50	3,4737	27,4421	78,41	5 Johansen, Ronnie
6	35	11,16	3,1362	24,7760	70,79	19 Olsen, Christian Peltz
7	35	11,43	3,0621	24,1907	69,12	60 Nørgaard, Jens Erik
8	31	10,40	2,9808	23,5481	67,28	37 Andersen, Thomas
9	33	11,32	2,9152	23,0300	65,80	4 Henneberg, Claus K
10	33	11,43	2,8871	22,8084	65,17	8 Torlund, Anders
11	35	12,20	2,8689	22,6639	64,75	49 Jørdan, Boris
12	31	11,70	2,6496	20,9316	59,80	22 Møller, Erik Hein
13	33	14,44	2,2853	18,0540	51,58	43 Zarzycki, Artur
14	23	10,99	2,0928	16,5332	47,24	51 Andersen, Thomas
15	31	15,21	2,0381	16,1012	46,00	54 Hansen, Frank
16	21	11,30	1,8584	14,6814	41,95	2 Christensen, Christian
17	20	13,92	1,4368	11,3506	32,43	52 Andersen, Mogens
18	25	18,62	1,3426	10,6069	30,31	42 Steen, Rudi

REVOLVER (STANDARD) -- Overall Stage Results

Chicken Hill

Printed juli 26, 2009 at 19:27



Stage 12 -- Stage 12

	PTS	TIME	HIT FACTOR	STAGE POINTS	STAGE PERCENT	COMPETITOR # Name
1	34	10,65	3,1925	35,0000	100,00	12 Nielsen, Steen Pico
2	34	12,59	2,7006	29,6068	84,59	59 Petersen, Kristian
3	24	10,28	2,3346	25,5951	73,13	36 Søndergaard, Erkki
4	30	15,44	1,9430	21,3016	60,86	27 Hellström, Tomas
5	33	17,31	1,9064	20,9004	59,72	47 Johansen, Finn

STANDARD -- Overall Stage Results

Chicken Hill

Printed juli 26, 2009 at 19:27



Stage 13 -- Stage 13

	PTS	TIME	HIT FACTOR	STAGE POINTS	STAGE PERCENT	COMPETITOR # Name
1	67	12,69	5,2797	70,0000	100,00	30 Thomsen, Christian
2	66	13,00	5,0769	67,3109	96,16	50 Birkjær, Ulrik
3	68	14,72	4,6196	61,2472	87,50	31 Hagemann, Lars
4	66	14,90	4,4295	58,7276	83,90	61 Nielsen, Henrik F
5	65	14,78	4,3978	58,3074	83,30	64 Dahlman, Roland
6	60	14,58	4,1152	54,5605	77,94	20 Madsen, Bo Stampe
7	64	17,93	3,5694	47,3243	67,61	23 Jensen, Hans Jorgen
8	62	18,15	3,4160	45,2897	64,70	62 Krogstrup, Thomas
9	60	17,75	3,3803	44,8165	64,02	21 Bodé, Jan
10	62	19,71	3,1456	41,7052	59,58	57 Lorentzen, Tom Sejermann
11	55	17,75	3,0986	41,0818	58,69	45 Wolff, Ebbe
12	64	21,13	3,0289	40,1574	57,37	7 Andersen, Mads
13	56	19,31	2,9001	38,4495	54,93	56 Erni, Martin
14	64	23,01	2,7814	36,8764	52,68	33 Larsen, Morten
15	62	22,59	2,7446	36,3882	51,98	39 Neven, Mike
16	60	22,14	2,7100	35,9301	51,33	63 Andersen, Peter Munk
17	56	24,36	2,2989	30,4786	43,54	32 Larsen, Per Valentin
18	47	20,47	2,2960	30,4414	43,49	6 Rajchman, Jan
19	48	21,79	2,2028	29,2058	41,72	41 Koch, Jørgen
20	43	20,26	2,1224	28,1393	40,20	40 Azzopardi, Raymond
21	49	23,39	2,0949	27,7748	39,68	25 Holm, Kent
22	52	29,02	1,7919	23,7570	33,94	24 Lund, Tobias
23	36	23,56	1,5280	20,2587	28,94	9 Slaarup, Jesper
24	34	27,34	1,2436	16,4879	23,55	55 Hansen, Jimmy P
25	33	30,43	1,0845	14,3779	20,54	1 Bressendorff, Per
26	18	17,66	1,0193	13,5135	19,30	38 Christensen, Claus
27	23	23,66	0,9721	12,8884	18,41	35 Larsen, Jørn
28	43	48,03	0,8953	11,8697	16,96	53 Nissen, Steve

PRODUCTION -- Overall Stage Results

Chicken Hill

Printed juli 26, 2009 at 19:27



Stage 13 -- Stage 13

	PTS	TIME	HIT FACTOR	STAGE POINTS	STAGE PERCENT	COMPETITOR # Name
1	62	13,00	4,7692	70,0000	100,00	34 Tran, Faj
2	68	15,07	4,5123	66,2286	94,61	44 Larsen, Søren W
3	62	17,65	3,5127	51,5581	73,65	29 Saxhøj, Ulrik
4	64	19,93	3,2112	47,1327	67,33	51 Andersen, Thomas
5	58	18,07	3,2097	47,1107	67,30	8 Torlund, Anders
6	48	16,00	3,0000	44,0323	62,90	4 Henneberg, Claus K
7	60	21,60	2,7778	40,7706	58,24	22 Møller, Erik Hein
8	54	19,47	2,7735	40,7078	58,15	37 Andersen, Thomas
9	51	19,41	2,6275	38,5651	55,09	2 Christensen, Christian
10	45	18,65	2,4129	35,4147	50,59	5 Johansen, Ronnie
11	58	25,78	2,2498	33,0213	47,17	19 Olsen, Christian Peltz
12	52	25,91	2,0069	29,4568	42,08	60 Nørgaard, Jens Erik
13	50	25,33	1,9739	28,9724	41,39	42 Steen, Rudi
14	58	29,47	1,9681	28,8867	41,27	54 Hansen, Frank
15	44	27,51	1,5994	23,4753	33,54	13 Jensen, Christian Ditle
16	23	14,76	1,5583	22,8713	32,67	43 Zarzycki, Artur
17	66	44,38	1,4872	21,8276	31,18	49 Jørdan, Boris
18	38	31,63	1,2014	17,6333	25,19	52 Andersen, Mogens

REVOLVER (STANDARD) -- Overall Stage Results

Chicken Hill

Printed juli 26, 2009 at 19:27



Stage 13 -- Stage 13

	PTS	TIME	HIT FACTOR	STAGE POINTS	STAGE PERCENT	COMPETITOR # Name
1	61	25,28	2,4130	70,0000	100,00	36 Søndergaard, Erkki
2	59	24,73	2,3858	69,2107	98,87	59 Petersen, Kristian
3	59	29,45	2,0034	58,1182	83,03	12 Nielsen, Steen Pico
4	66	34,09	1,9361	56,1645	80,24	47 Johansen, Finn
5	52	36,39	1,4290	41,4540	59,22	27 Hellström, Tomas

STANDARD -- Overall Stage Results

Chicken Hill

Printed juli 26, 2009 at 19:27



Stage 14 -- Stage 14

	PTS	TIME	HIT FACTOR	STAGE POINTS	STAGE PERCENT	COMPETITOR # Name
1	156	24,42	6,3882	160,0000	100,00	20 Madsen, Bo Stampe
2	152	25,88	5,8733	147,1026	91,94	50 Birkjær, Ulrik
3	152	27,44	5,5394	138,7396	86,71	31 Hagemann, Lars
4	150	27,11	5,5330	138,5807	86,61	30 Thomsen, Christian
5	146	29,48	4,9525	124,0413	77,53	61 Nielsen, Henrik F
6	151	31,58	4,7815	119,7584	74,85	64 Dahlman, Roland
7	160	35,26	4,5377	113,6524	71,03	38 Christensen, Claus
8	156	35,35	4,4130	110,5290	69,08	45 Wolff, Ebbe
9	156	39,18	3,9816	99,7243	62,33	21 Bodé, Jan
10	127	32,05	3,9626	99,2468	62,03	56 Erni, Martin
11	158	40,34	3,9167	98,0985	61,31	62 Krogstrup, Thomas
12	140	35,78	3,9128	98,0006	61,25	63 Andersen, Peter Munk
13	154	40,46	3,8062	95,3314	59,58	6 Rajchman, Jan
14	158	42,84	3,6881	92,3738	57,73	39 Neven, Mike
15	152	42,39	3,5858	89,8093	56,13	33 Larsen, Morten
16	135	37,95	3,5573	89,0970	55,69	7 Andersen, Mads
17	114	33,53	3,3999	85,1554	53,22	9 Slaarup, Jesper
18	142	42,42	3,3475	83,8414	52,40	35 Larsen, Jørn
19	150	46,24	3,2439	81,2483	50,78	1 Bressendorff, Per
20	160	49,50	3,2323	80,9573	50,60	55 Hansen, Jimmy P
21	148	45,92	3,2230	80,7237	50,45	23 Jensen, Hans Jorgen
22	140	44,16	3,1703	79,4036	49,63	41 Koch, Jørgen
23	154	49,01	3,1422	78,7004	49,19	40 Azzopardi, Raymond
24	140	46,13	3,0349	76,0126	47,51	32 Larsen, Per Valentin
25	131	45,57	2,8747	72,0001	45,00	24 Lund, Tobias
26	131	51,83	2,5275	63,3040	39,56	53 Nissen, Steve
27	148	62,32	2,3748	59,4806	37,18	25 Holm, Kent
28	0	54,42	0,0000	0,0000	0,00	57 Lorentzen, Tom Sejermann

PRODUCTION -- Overall Stage Results

Chicken Hill

Printed juli 26, 2009 at 19:27



Stage 14 -- Stage 14

	PTS	TIME	HIT FACTOR	STAGE POINTS	STAGE PERCENT	COMPETITOR # Name
1	150	27,43	5,4685	160,0000	100,00	34 Tran, Faj
2	150	27,56	5,4427	159,2453	99,53	44 Larsen, Søren W
3	148	31,49	4,6999	137,5130	85,95	37 Andersen, Thomas
4	146	31,64	4,6144	135,0116	84,38	2 Christensen, Christian
5	146	32,18	4,5370	132,7460	82,97	29 Saxhøj, Ulrik
6	138	31,28	4,4118	129,0824	80,68	13 Jensen, Christian Ditle
7	144	33,12	4,3478	127,2116	79,51	4 Henneberg, Claus K
8	154	35,54	4,3331	126,7821	79,24	8 Torlund, Anders
9	140	32,73	4,2774	125,1516	78,22	51 Andersen, Thomas
10	148	37,96	3,8988	114,0749	71,30	43 Zarzycki, Artur
11	142	39,58	3,5877	104,9705	65,61	42 Steen, Rudi
12	123	36,91	3,3324	97,5025	60,94	60 Nørgaard, Jens Erik
13	140	45,43	3,0817	90,1654	56,35	19 Olsen, Christian Peltz
14	98	37,34	2,6245	76,7903	47,99	5 Johansen, Ronnie
15	152	58,90	2,5806	75,5062	47,19	54 Hansen, Frank
16	97	38,20	2,5393	74,2956	46,43	22 Møller, Erik Hein
17	142	60,51	2,3467	68,6619	42,91	52 Andersen, Mogens
18	146	78,42	1,8618	54,4729	34,05	49 Jørdan, Boris

REVOLVER (STANDARD) -- Overall Stage Results

Chicken Hill

Printed juli 26, 2009 at 19:27



Stage 14 -- Stage 14

	PTS	TIME	HIT FACTOR	STAGE POINTS	STAGE PERCENT	COMPETITOR # Name
1	154	40,37	3,8147	160,0000	100,00	59 Petersen, Kristian
2	156	46,41	3,3613	140,9844	88,12	36 Søndergaard, Erkki
3	158	48,00	3,2917	138,0619	86,29	12 Nielsen, Steen Pico
4	158	62,67	2,5211	105,7439	66,09	47 Johansen, Finn
5	157	72,91	2,1533	90,3172	56,45	27 Hellström, Tomas

STANDARD -- Overall Stage Results

Chicken Hill

Printed juli 26, 2009 at 19:27



Stage 15 -- Stage 15

	PTS	TIME	HIT FACTOR	STAGE POINTS	STAGE PERCENT	COMPETITOR # Name
1	53	10,20	5,1961	55,0000	100,00	20 Madsen, Bo Stampe
2	50	9,93	5,0352	53,2976	96,90	30 Thomsen, Christian
3	53	10,63	4,9859	52,7752	95,95	31 Hagemann, Lars
4	45	9,95	4,5226	47,8714	87,04	50 Birkjær, Ulrik
5	51	11,35	4,4934	47,5621	86,48	64 Dahlman, Roland
6	51	11,61	4,3928	46,4970	84,54	61 Nielsen, Henrik F
7	53	12,51	4,2366	44,8441	81,53	7 Andersen, Mads
8	55	14,50	3,7931	40,1496	73,00	63 Andersen, Peter Munk
9	45	11,89	3,7847	40,0606	72,84	9 Slaarup, Jesper
10	49	13,66	3,5871	37,9693	69,04	23 Jensen, Hans Jorgen
11	53	15,41	3,4393	36,4049	66,19	57 Lorentzen, Tom Sejermand
12	53	15,50	3,4194	36,1936	65,81	21 Bodé, Jan
13	51	15,05	3,3887	35,8691	65,22	45 Wolff, Ebbe
14	53	15,93	3,3271	35,2166	64,03	33 Larsen, Morten
15	47	14,15	3,3216	35,1583	63,92	62 Krogstrup, Thomas
16	45	13,92	3,2328	34,2184	62,22	24 Lund, Tobias
17	47	14,66	3,2060	33,9352	61,70	38 Christensen, Claus
18	47	14,81	3,1735	33,5915	61,08	6 Rajchman, Jan
19	41	13,36	3,0689	32,4836	59,06	56 Erni, Martin
20	53	18,52	2,8618	30,2916	55,08	25 Holm, Kent
21	53	18,80	2,8191	29,8404	54,26	39 Neven, Mike
22	49	17,69	2,7699	29,3194	53,31	35 Larsen, Jørn
23	51	19,09	2,6716	28,2782	51,41	32 Larsen, Per Valentin
24	40	18,33	2,1822	23,0985	42,00	41 Koch, Jørgen
25	41	18,95	2,1636	22,9014	41,64	40 Azzopardi, Raymond
26	49	22,97	2,1332	22,5799	41,05	55 Hansen, Jimmy P
27	49	23,12	2,1194	22,4334	40,79	53 Nissen, Steve
28	45	39,33	1,1442	12,1109	22,02	1 Bressendorff, Per

PRODUCTION -- Overall Stage Results

Chicken Hill

Printed juli 26, 2009 at 19:27



Stage 15 -- Stage 15

	PTS	TIME	HIT FACTOR	STAGE POINTS	STAGE PERCENT	COMPETITOR # Name
1	53	10,50	5,0476	55,0000	100,00	44 Larsen, Søren W
2	49	9,74	5,0308	54,8167	99,67	34 Tran, Faj
3	53	12,77	4,1504	45,2232	82,22	13 Jensen, Christian Ditle
4	49	12,59	3,8920	42,4079	77,11	43 Zarzycki, Artur
5	47	12,95	3,6293	39,5462	71,90	29 Saxhøj, Ulrik
6	51	15,39	3,3138	36,1084	65,65	2 Christensen, Christian
7	41	12,98	3,1587	34,4180	62,58	8 Torlund, Anders
8	43	13,95	3,0824	33,5869	61,07	37 Andersen, Thomas
9	43	14,09	3,0518	33,2532	60,46	5 Johansen, Ronnie
10	53	20,25	2,6173	28,5185	51,85	42 Steen, Rudi
11	32	14,23	2,2488	24,5031	44,55	60 Nørgaard, Jens Erik
12	49	22,19	2,2082	24,0611	43,75	19 Olsen, Christian Peltz
13	41	18,99	2,1590	23,5253	42,77	49 Jørdan, Boris
14	53	24,56	2,1580	23,5138	42,75	54 Hansen, Frank
15	36	18,27	1,9704	21,4704	39,04	4 Henneberg, Claus K
16	37	18,79	1,9691	21,4561	39,01	22 Møller, Erik Hein
17	47	28,29	1,6614	18,1026	32,91	52 Andersen, Mogens
18	28	17,27	1,6213	17,6661	32,12	51 Andersen, Thomas

REVOLVER (STANDARD) -- Overall Stage Results

Chicken Hill

Printed juli 26, 2009 at 19:27



Stage 15 -- Stage 15

	PTS	TIME	HIT FACTOR	STAGE POINTS	STAGE PERCENT	COMPETITOR # Name
1	50	13,84	3,6127	55,0000	100,00	59 Petersen, Kristian
2	46	16,09	2,8589	43,5242	79,13	12 Nielsen, Steen Pico
3	55	23,89	2,3022	35,0490	63,73	47 Johansen, Finn
4	52	24,87	2,0909	31,8314	57,88	36 Søndergaard, Erkki
5	52	30,44	1,7083	26,0068	47,29	27 Hellström, Tomas

STANDARD -- Overall Stage Results

Chicken Hill

Printed juli 26, 2009 at 19:27



Stage 16 -- Stage 16

	PTS	TIME	HIT FACTOR	STAGE POINTS	STAGE PERCENT	COMPETITOR # Name
1	75	12,63	5,9382	80,0000	100,00	30 Thomsen, Christian
2	74	12,47	5,9342	79,9461	99,93	20 Madsen, Bo Stampe
3	74	13,75	5,3818	72,5039	90,63	31 Hagemann, Lars
4	70	13,28	5,2711	71,0120	88,77	50 Birkjær, Ulrik
5	65	12,81	5,0742	68,3591	85,45	64 Dahlman, Roland
6	66	13,27	4,9736	67,0047	83,76	61 Nielsen, Henrik F
7	57	14,14	4,0311	54,3072	67,88	18 Kastell, Peter
8	64	17,55	3,6467	49,1287	61,41	56 Erni, Martin
9	58	16,26	3,5670	48,0551	60,07	63 Andersen, Peter Munk
10	68	19,88	3,4205	46,0813	57,60	7 Andersen, Mads
11	62	20,57	3,0141	40,6059	50,76	23 Jensen, Hans Jorgen
12	65	21,72	2,9926	40,3168	50,40	45 Wolff, Ebbe
13	72	24,87	2,8951	39,0022	48,75	32 Larsen, Per Valentin
14	60	23,11	2,5963	34,9771	43,72	62 Krogstrup, Thomas
15	58	22,66	2,5596	34,4826	43,10	40 Azzopardi, Raymond
16	41	17,29	2,3713	31,9463	39,93	9 Slaarup, Jesper
17	62	26,37	2,3512	31,6748	39,59	55 Hansen, Jimmy P
18	52	23,37	2,2251	29,9762	37,47	38 Christensen, Claus
19	55	25,07	2,1939	29,5556	36,94	33 Larsen, Morten
20	62	28,72	2,1588	29,0830	36,35	53 Nissen, Steve
21	55	25,87	2,1260	28,6417	35,80	39 Neven, Mike
22	42	20,08	2,0916	28,1785	35,22	24 Lund, Tobias
23	54	28,59	1,8888	25,4455	31,81	57 Lorentzen, Tom Sejermann
24	43	31,10	1,3826	18,6269	23,28	21 Bodé, Jan
25	32	25,03	1,2785	17,2235	21,53	41 Koch, Jørgen
26	19	21,59	0,8800	11,8559	14,82	1 Bressendorff, Per
27	15	23,07	0,6502	8,7594	10,95	35 Larsen, Jørn
28	7	22,22	0,3150	4,2441	5,31	25 Holm, Kent
29	0	17,99	0,0000	0,0000	0,00	6 Rajchman, Jan

PRODUCTION -- Overall Stage Results

Chicken Hill

Printed juli 26, 2009 at 19:27



Stage 16 -- Stage 16

	PTS	TIME	HIT FACTOR	STAGE POINTS	STAGE PERCENT	COMPETITOR # Name
1	68	13,47	5,0483	80,0000	100,00	5 Johansen, Ronnie
2	68	13,58	5,0074	79,3520	99,19	44 Larsen, Søren W
3	57	12,84	4,4393	70,3491	87,94	34 Tran, Faj
4	62	15,17	4,0870	64,7671	80,96	13 Jensen, Christian Ditle
5	56	18,02	3,1077	49,2472	61,56	29 Saxhøj, Ulrik
6	62	20,31	3,0527	48,3760	60,47	37 Andersen, Thomas
7	61	20,96	2,9103	46,1198	57,65	8 Torlund, Anders
8	54	19,64	2,7495	43,5713	54,46	51 Andersen, Thomas
9	48	17,52	2,7397	43,4166	54,27	2 Christensen, Christian
10	47	17,36	2,7074	42,9039	53,63	60 Nørgaard, Jens Erik
11	42	15,96	2,6316	41,7028	52,13	4 Henneberg, Claus K
12	69	26,84	2,5708	40,7395	50,92	54 Hansen, Frank
13	48	22,45	2,1381	33,8824	42,35	43 Zarzycki, Artur
14	62	30,28	2,0476	32,4477	40,56	19 Olsen, Christian Peltz
15	47	24,35	1,9302	30,5878	38,23	42 Steen, Rudi
16	40	27,58	1,4503	22,9834	28,73	22 Møller, Erik Hein
17	56	44,24	1,2658	20,0596	25,07	52 Andersen, Mogens
18	37	33,34	1,1098	17,5867	21,98	49 Jørdan, Boris

REVOLVER (STANDARD) -- Overall Stage Results

Chicken Hill

Printed juli 26, 2009 at 19:27



Stage 16 -- Stage 16

	PTS	TIME	HIT FACTOR	STAGE POINTS	STAGE PERCENT	COMPETITOR # Name
1	67	21,77	3,0776	80,0000	100,00	59 Petersen, Kristian
2	61	22,62	2,6967	70,0988	87,62	12 Nielsen, Steen Pico
3	61	23,68	2,5760	66,9610	83,70	27 Hellström, Tomas
4	56	22,71	2,4659	64,0980	80,12	47 Johansen, Finn
5	51	20,90	2,4402	63,4304	79,29	36 Søndergaard, Erkki

STANDARD -- Overall Stage Results

Chicken Hill

Printed juli 26, 2009 at 19:27




Stage 17 -- Stage 17

	PTS	TIME	HIT FACTOR	STAGE POINTS	STAGE PERCENT	COMPETITOR # Name
1	45	4,11	10,9489	45,0000	100,00	20 Madsen, Bo Stampe
2	45	4,75	9,4737	38,9368	86,53	30 Thomsen, Christian
3	45	4,85	9,2784	38,1340	84,74	61 Nielsen, Henrik F
4	45	4,88	9,2213	37,8996	84,22	31 Hagemann, Lars
5	45	5,81	7,7453	31,8330	70,74	50 Birkjær, Ulrik
6	45	5,94	7,5758	31,1364	69,19	45 Wolff, Ebbe
7	45	6,04	7,4503	30,6209	68,05	64 Dahlman, Roland
8	45	6,09	7,3892	30,3695	67,49	41 Koch, Jørgen
9	45	6,48	6,9444	28,5417	63,43	7 Andersen, Mads
10	45	7,37	6,1058	25,0950	55,77	24 Lund, Tobias
11	45	7,44	6,0484	24,8589	55,24	63 Andersen, Peter Munk
12	45	7,92	5,6818	23,3523	51,89	56 Erni, Martin
13	45	8,09	5,5624	22,8616	50,80	38 Christensen, Claus
14	45	8,39	5,3635	22,0441	48,99	23 Jensen, Hans Jorgen
15	45	8,45	5,3254	21,8876	48,64	6 Rajchman, Jan
16	45	9,13	4,9288	20,2574	45,02	33 Larsen, Morten
17	45	9,31	4,8335	19,8657	44,15	18 Kastell, Peter
18	45	9,67	4,6536	19,1262	42,50	39 Neven, Mike
19	45	9,73	4,6249	19,0082	42,24	25 Holm, Kent
20	45	10,10	4,4554	18,3119	40,69	65 Bickham, Michael
21	45	10,42	4,3186	17,7495	39,44	57 Lorentzen, Tom Sejermann
22	45	10,52	4,2776	17,5808	39,07	21 Bodé, Jan
23	45	11,02	4,0835	16,7831	37,30	53 Nissen, Steve
24	45	11,37	3,9578	16,2665	36,15	32 Larsen, Per Valentin
25	45	11,51	3,9096	16,0686	35,71	40 Azzopardi, Raymond
26	45	13,06	3,4456	14,1616	31,47	62 Krogstrup, Thomas
27	45	13,80	3,2609	13,4022	29,78	1 Bressendorff, Per
28	45	14,32	3,1425	12,9155	28,70	55 Hansen, Jimmy P
29	45	17,49	2,5729	10,5746	23,50	9 Slaarup, Jesper
30	45	20,09	2,2399	9,2061	20,46	35 Larsen, Jørn

PRODUCTION -- Overall Stage Results

Chicken Hill

Printed juli 26, 2009 at 19:27




Stage 17 -- Stage 17

	PTS	TIME	HIT FACTOR	STAGE POINTS	STAGE PERCENT	COMPETITOR # Name
1	45	5,97	7,5377	45,0000	100,00	34 Tran, Faj
2	45	7,04	6,3920	38,1605	84,80	44 Larsen, Søren W
3	45	7,57	5,9445	35,4888	78,86	5 Johansen, Ronnie
4	45	8,22	5,4745	32,6825	72,63	43 Zarzycki, Artur
5	45	8,57	5,2509	31,3477	69,66	29 Saxhøj, Ulrik
6	45	8,76	5,1370	30,6678	68,15	22 Møller, Erik Hein
7	45	9,28	4,8491	28,9494	64,33	2 Christensen, Christian
8	45	9,78	4,6012	27,4693	61,04	13 Jensen, Christian Ditle
9	45	10,15	4,4335	26,4680	58,82	37 Andersen, Thomas
10	45	10,15	4,4335	26,4680	58,82	4 Henneberg, Claus K
11	45	10,84	4,1513	24,7832	55,07	8 Torlund, Anders
12	45	10,97	4,1021	24,4895	54,42	42 Steen, Rudi
13	45	11,02	4,0835	24,3784	54,17	51 Andersen, Thomas
14	45	11,38	3,9543	23,6072	52,46	60 Nørgaard, Jens Erik
15	45	12,52	3,5942	21,4577	47,68	52 Andersen, Mogens
16	45	12,76	3,5266	21,0541	46,79	54 Hansen, Frank
17	45	14,45	3,1142	18,5917	41,31	66 Kolind, Nicolai
18	45	14,55	3,0928	18,4639	41,03	19 Olsen, Christian Peltz
19	30	17,64	1,7007	10,1531	22,56	49 Jørdan, Boris

REVOLVER (STANDARD) -- Overall Stage Results

Chicken Hill

Printed juli 26, 2009 at 19:27



Stage 17 -- Stage 17

	PTS	TIME	HIT FACTOR	STAGE POINTS	STAGE PERCENT	COMPETITOR # Name
1	45	10,48	4,2939	45,0000	100,00	59 Petersen, Kristian
2	45	13,50	3,3333	34,9333	77,63	12 Nielsen, Steen Pico
3	45	13,67	3,2919	34,4989	76,66	47 Johansen, Finn
4	45	15,77	2,8535	29,9049	66,46	27 Hellström, Tomas
5	45	18,19	2,4739	25,9263	57,61	36 Søndergaard, Erkki

STANDARD -- Overall Stage Results

Chicken Hill

Printed juli 26, 2009 at 19:27



Stage 18 -- Stage 18

	PTS	TIME	HIT FACTOR	STAGE POINTS	STAGE PERCENT	COMPETITOR # Name
1	32	6,18	5,1780	35,0000	100,00	30 Thomsen, Christian
2	33	6,57	5,0228	33,9512	97,00	50 Birkjær, Ulrik
3	33	7,34	4,4959	30,3896	86,83	20 Madsen, Bo Stampe
4	35	9,11	3,8419	25,9691	74,20	61 Nielsen, Henrik F
5	32	8,91	3,5915	24,2761	69,36	64 Dahlman, Roland
6	35	11,42	3,0648	20,7161	59,19	45 Wolff, Ebbe
7	33	11,01	2,9973	20,2597	57,88	23 Jensen, Hans Jorgen
8	33	12,58	2,6232	17,7313	50,66	56 Erni, Martin
9	35	13,99	2,5018	16,9105	48,32	39 Neven, Mike
10	33	13,85	2,3827	16,1054	46,02	62 Krogstrup, Thomas
11	31	13,96	2,2206	15,0101	42,89	21 Bodé, Jan
12	29	13,72	2,1137	14,2873	40,82	7 Andersen, Mads
13	29	13,97	2,0759	14,0316	40,09	35 Larsen, Jørn
14	27	13,44	2,0089	13,5791	38,80	63 Andersen, Peter Munk
15	35	17,46	2,0046	13,5497	38,71	53 Nissen, Steve
16	20	10,00	2,0000	13,5188	38,63	41 Koch, Jørgen
17	29	14,97	1,9372	13,0943	37,41	24 Lund, Tobias
18	33	17,39	1,8976	12,8269	36,65	25 Holm, Kent
19	29	15,61	1,8578	12,5575	35,88	32 Larsen, Per Valentin
20	35	19,15	1,8277	12,3540	35,30	57 Lorentzen, Tom Sejermann
21	33	18,44	1,7896	12,0965	34,56	6 Rajchman, Jan
22	23	12,91	1,7816	12,0423	34,41	38 Christensen, Claus
23	29	21,86	1,3266	8,9671	25,62	40 Azzopardi, Raymond
24	18	15,54	1,1583	7,8294	22,37	1 Bressendorff, Per
25	31	27,26	1,1372	7,6867	21,96	33 Larsen, Morten
26	6	7,68	0,7813	5,2808	15,09	31 Hagemann, Lars
27	10	14,73	0,6789	4,5889	13,11	55 Hansen, Jimmy P
28	0	30,62	0,0000	0,0000	0,00	9 Slaarup, Jesper

PRODUCTION -- Overall Stage Results

Chicken Hill

Printed juli 26, 2009 at 19:27



Stage 18 -- Stage 18

	PTS	TIME	HIT FACTOR	STAGE POINTS	STAGE PERCENT	COMPETITOR # Name
1	33	7,47	4,4177	35,0000	100,00	34 Tran, Faj
2	33	10,04	3,2869	26,0408	74,40	37 Andersen, Thomas
3	25	8,26	3,0266	23,9792	68,51	13 Jensen, Christian Ditle
4	29	9,87	2,9382	23,2785	66,51	5 Johansen, Ronnie
5	31	11,93	2,5985	20,5871	58,82	2 Christensen, Christian
6	31	12,83	2,4162	19,1430	54,69	51 Andersen, Thomas
7	35	15,98	2,1902	17,3527	49,58	52 Andersen, Mogens
8	27	12,54	2,1531	17,0585	48,74	8 Torlund, Anders
9	33	16,66	1,9808	15,6933	44,84	19 Olsen, Christian Peltz
10	29	16,20	1,7901	14,1827	40,52	60 Nørgaard, Jens Erik
11	35	20,35	1,7199	13,6263	38,93	49 Jørdan, Boris
12	21	15,38	1,3654	10,8178	30,91	29 Saxhøj, Ulrik
13	27	19,92	1,3554	10,7386	30,68	54 Hansen, Frank
14	31	24,48	1,2663	10,0329	28,67	42 Steen, Rudi
15	19	15,55	1,2219	9,6805	27,66	22 Møller, Erik Hein
16	10	8,72	1,1468	9,0857	25,96	44 Larsen, Søren W
17	18	16,65	1,0811	8,5651	24,47	43 Zarzycki, Artur
18	6	15,28	0,3927	3,1110	8,89	4 Henneberg, Claus K

REVOLVER (STANDARD) -- Overall Stage Results

Chicken Hill

Printed juli 26, 2009 at 19:27



Stage 18 -- Stage 18

	PTS	TIME	HIT FACTOR	STAGE POINTS	STAGE PERCENT	COMPETITOR # Name
1	34	15,64	2,1739	35,0000	100,00	12 Nielsen, Steen Pico
2	35	17,99	1,9455	31,3230	89,49	27 Hellström, Tomas
3	23	12,71	1,8096	29,1345	83,24	36 Søndergaard, Erkki
4	33	20,54	1,6066	25,8666	73,90	59 Petersen, Kristian
5	23	25,44	0,9041	14,5558	41,59	47 Johansen, Finn



Disqualified Shooters

No. Name

26 Christiansen, Gert

46 Nielsen, Jesper Lang