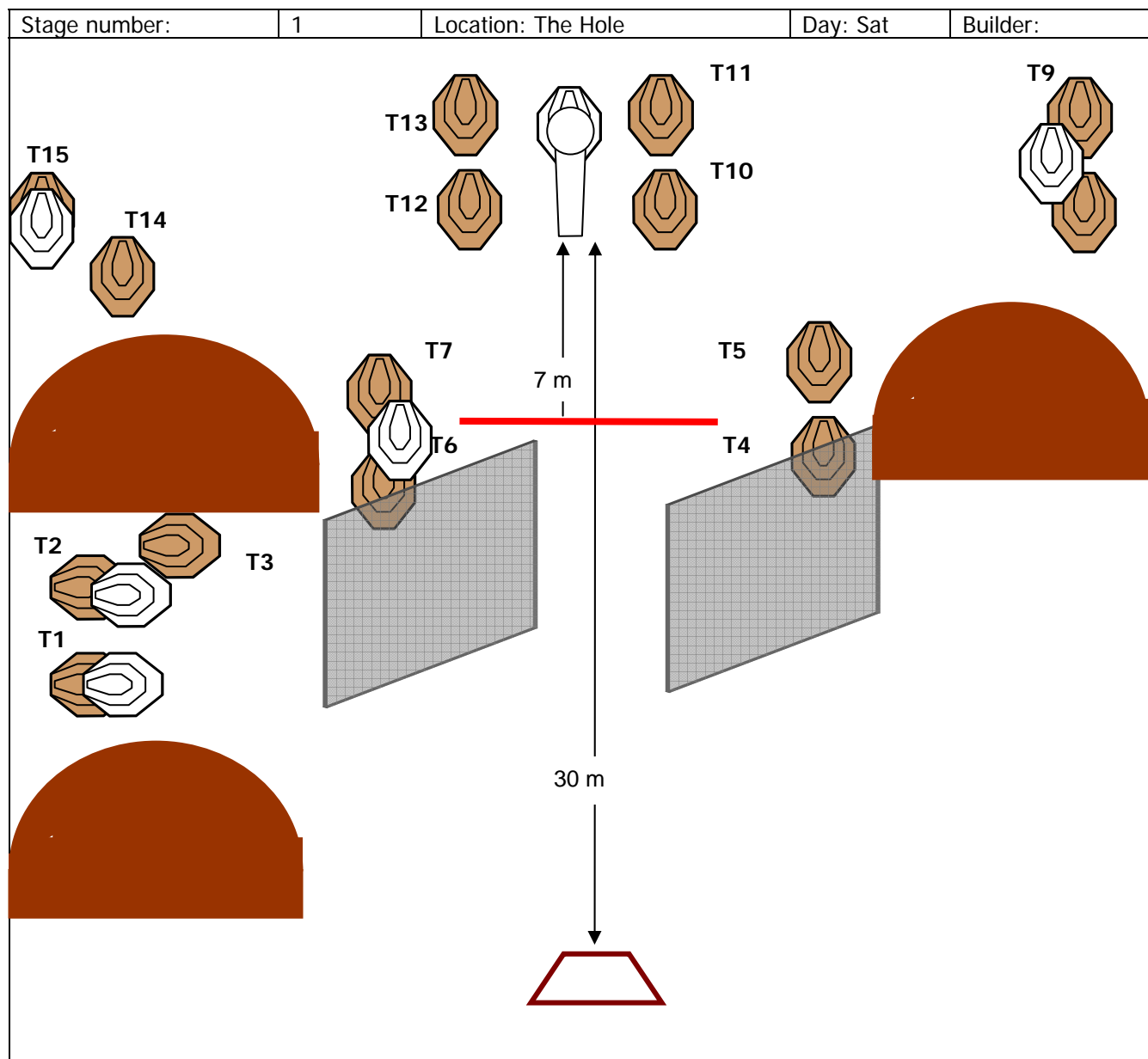


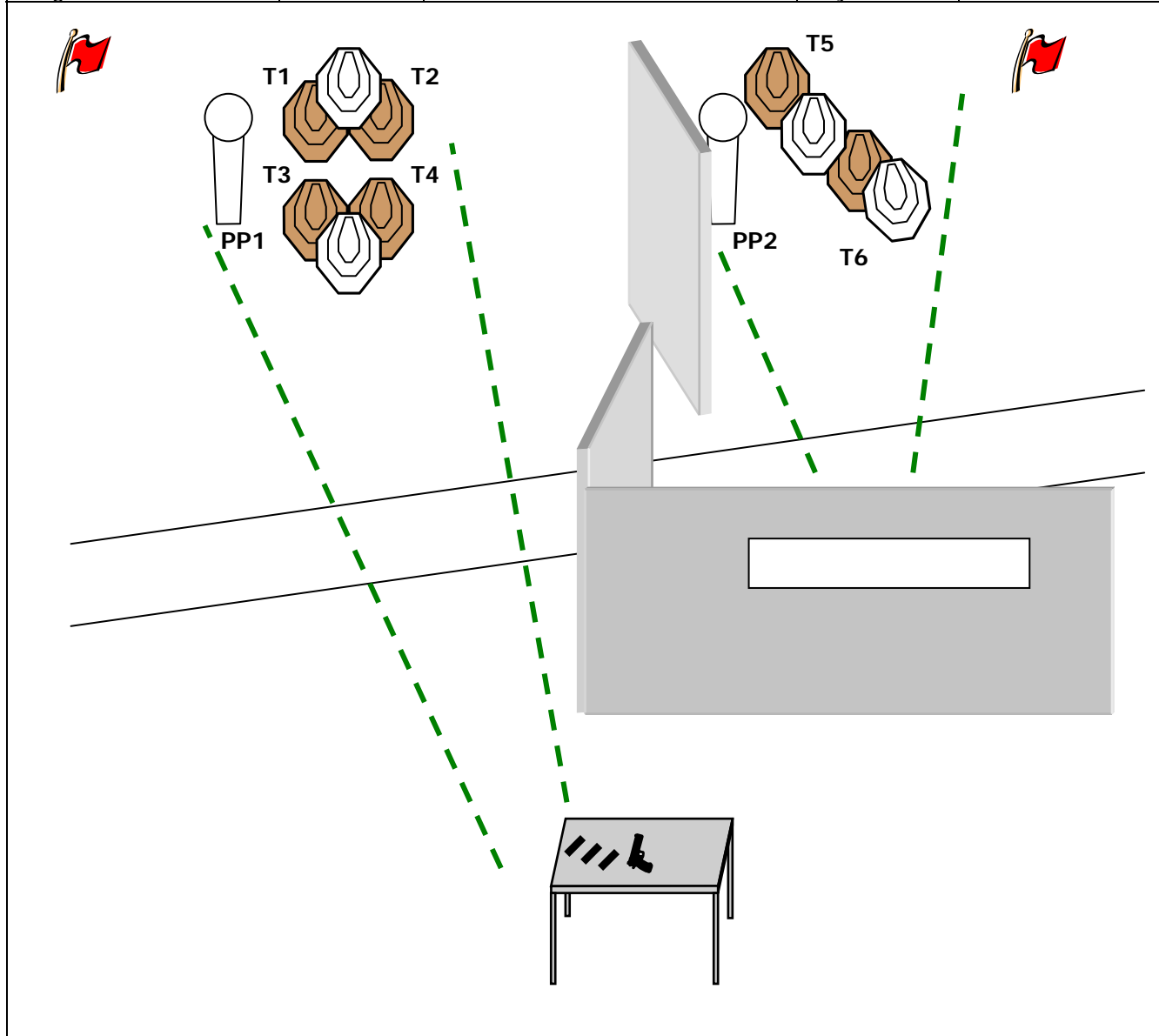
Rooster Mountain – 2008. IPSC Level III match



Scoring method:	Comstock	Distances: 1-30 m
Targets:	15 classic targets, 1 classic Popper, penalty targets	
Min. rounds/Max. points:	31/155	
Start position:	Standing relaxed in box facing in a safe direction	
Time starts:	Audible signal	
Time stops:	Last shot	
Penalties:	Per current edition IPSC rule book.	
Procedure:	On signal shoot targets. Popper safety distance is indicated by red warning line. Engaging popper after crossing red warning line will result in a DQ.	
Safety angles:	180 degrees except T14+T15 where safety flag indicate left safety angle for those target only.	
Additional instructions:		
Non-published instructions:		
Builders:		
Rationale:		

Rooster Mountain – 2008. IPSC Level III match

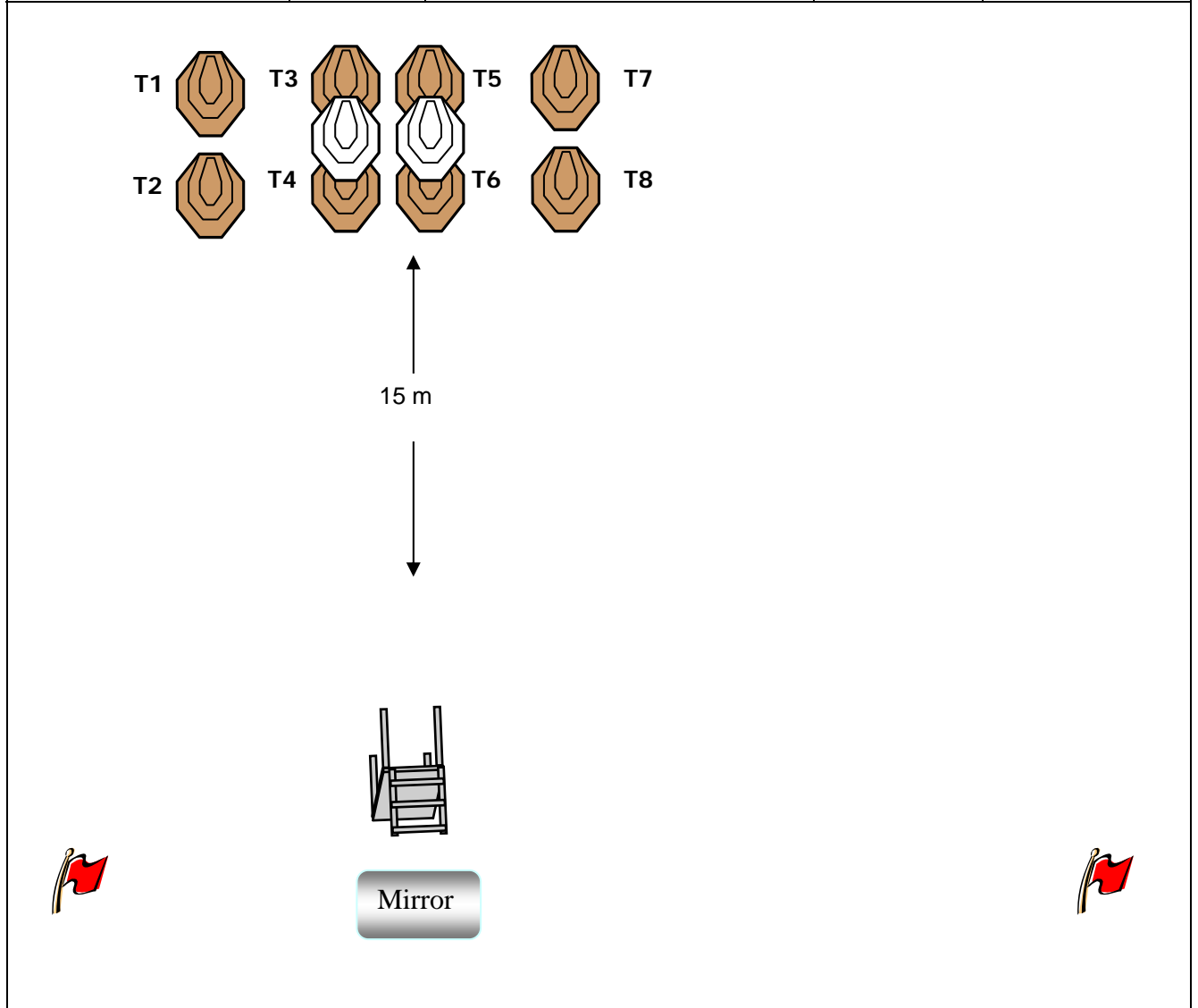
Stage number:	2	Location: The bend	Day: Sat	Builder:
---------------	---	--------------------	----------	----------



Scoring method:	Comstock	Distances: 15-20m
Targets:	6 classic targets, 2 classic Popper, penalty targets	
Min. rounds/Max. points:	14/70	
Start position:	Standing relaxed facing table. Gun on table, unloaded. All needed magazines on table.	
Time starts:	Audible signal	
Time stops:	Last shot	
Penalties:	Per current edition IPSC rule book.	
Procedure:	On signal shoot targets.	
Safety angles:	Indicated by flags to the left and right of stage.	
Additional instructions:	PP2 , target 5 and target 6 must be engaged through aperture	
Non-published instructions:		
Builders:		
Rationale:		

Rooster Mountain – 2008. IPSC Level III match

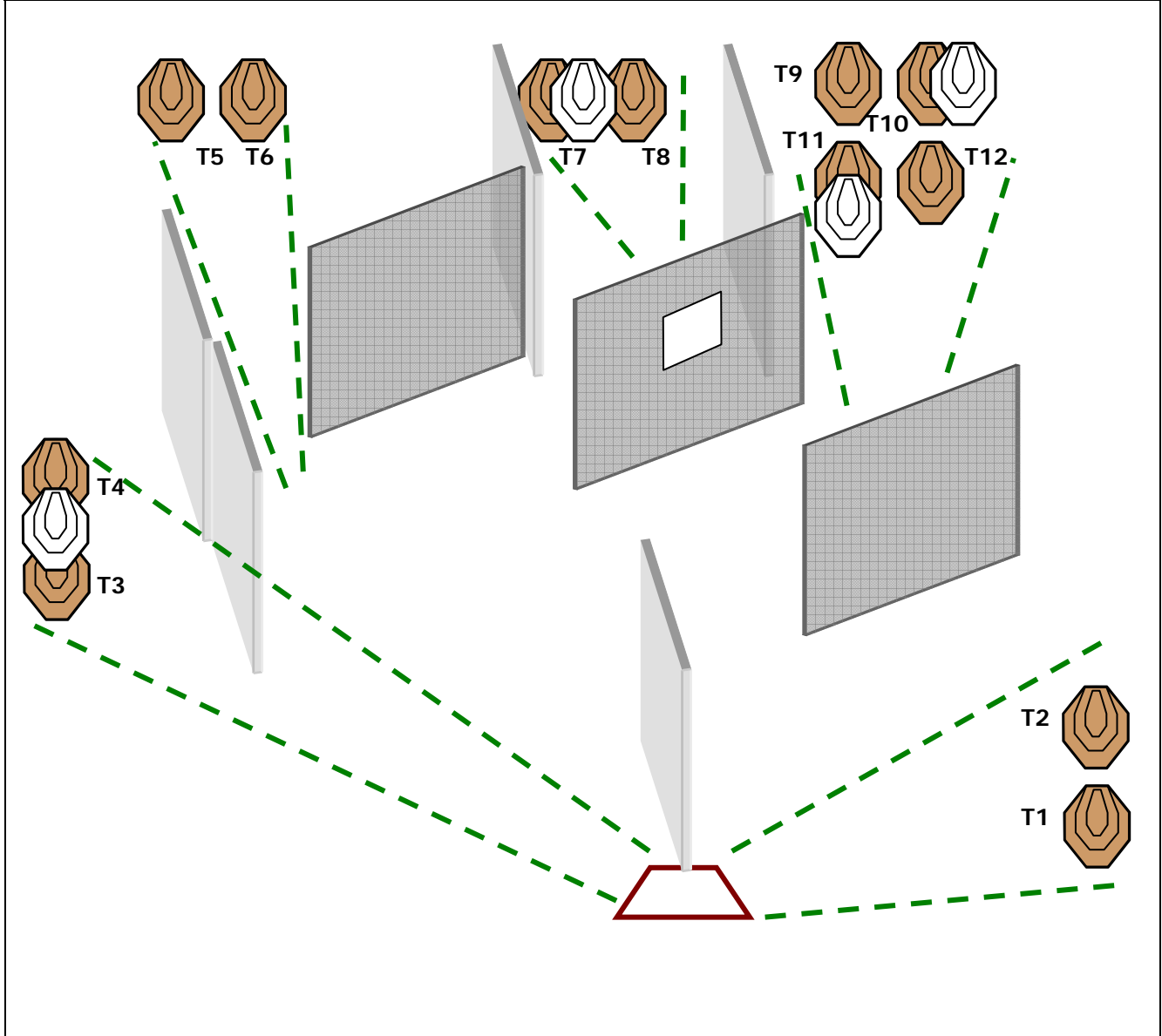
Stage number:	3	Location: Large pistol range, right	Day: Sat	Builder:
---------------	---	-------------------------------------	----------	----------



Scoring method:	Fixed time	Distances: 15m
Targets:	8 classic targets, penalty targets	
Min. rounds/Max. points:	8/40	
Start position:	Sitting on chair with back to targets, hands on knees	
Time starts:	Targets turn (no audible signal) – turning targets can be seen in mirror.	
Time stops:	Targets turn	
Penalties:	Per current edition IPSC rule book.	
Procedure:	On signal shoot targets. Targets disappear after 6 sec.	
Safety angles:	Indicated by flags to the left and right of stage.	
Additional instructions:		
Non-published instructions:		
Builders:		
Rationale:		

Rooster Mountain – 2008. IPSC Level III match

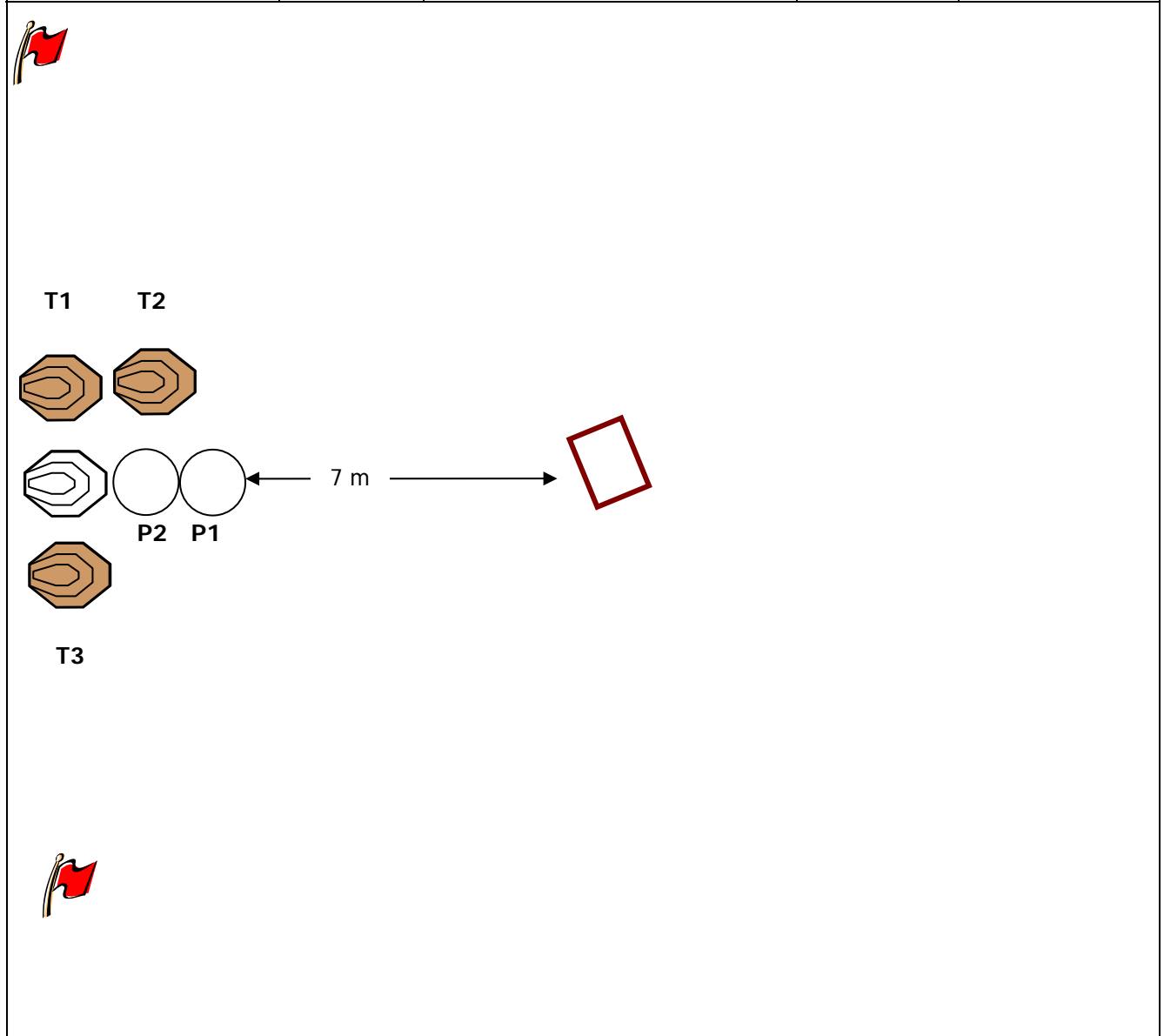
Stage number: 4 | Location: Small Pistol range | Day: Sat | Builder:



Scoring method:	Comstock	Distances: 3 – 25 m
Targets:	12 classic targets, penalty targets	
Min. rounds/Max. points:	24/120	
Start position:	Standing relaxed in box facing in a safe direction	
Time starts:	Audible signal	
Time stops:	Last shot	
Penalties:	Per current edition IPSC rule book.	
Procedure:	On signal shoot targets.	
Safety angles:	180 degrees	
Additional instructions:		
Non-published instructions:		
Builders:		
Rationale:		

Rooster Mountain – 2008. IPSC Level III match

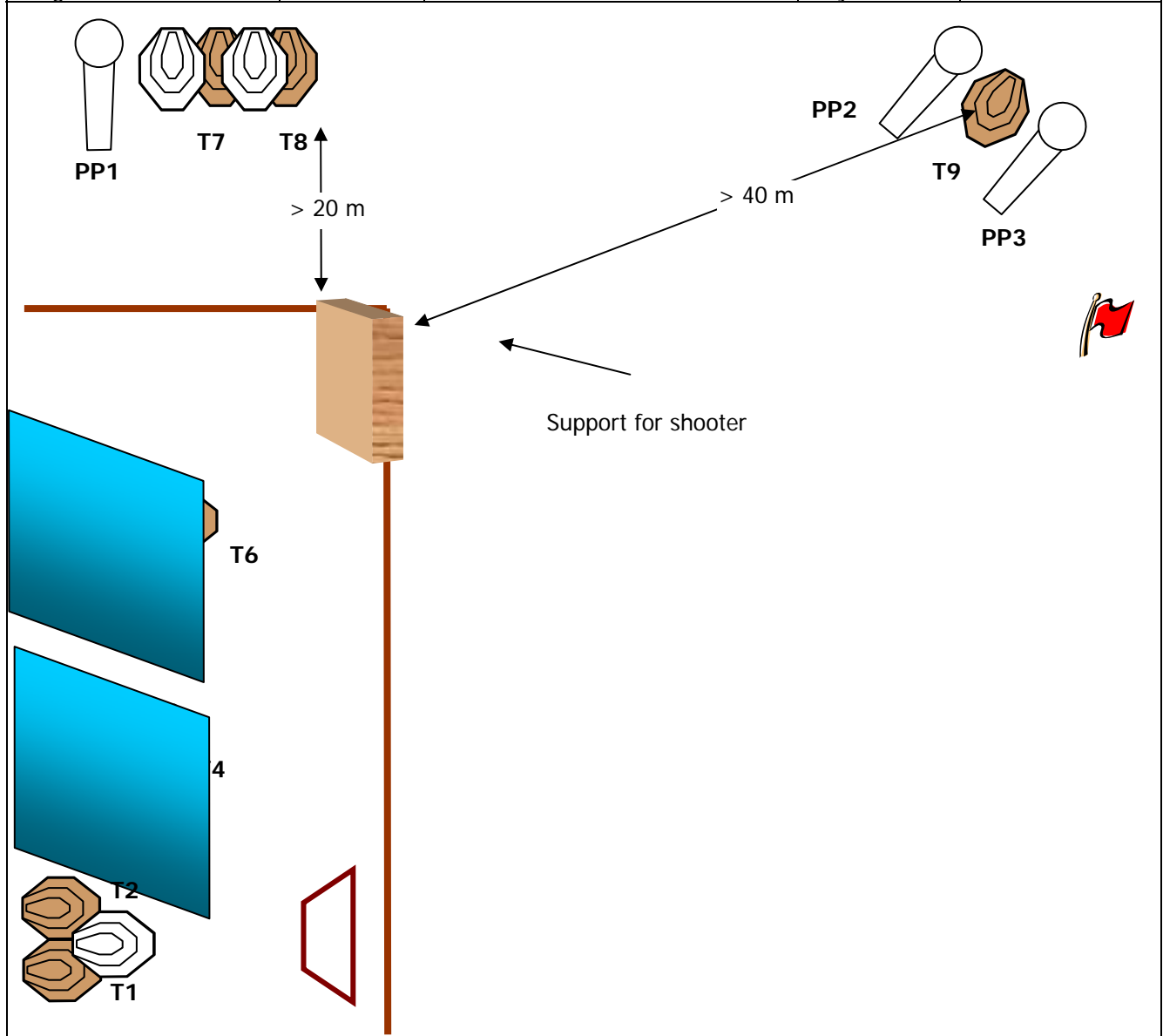
Stage number:	5	Location: 200 m top left	Day: Sat	Builder:
---------------	---	--------------------------	----------	----------



Scoring method:	Comstock	Distances: 7 m
Targets:	3 classic targets, 2 plates, P/T	
Min. rounds/Max. points:	8/40	
Start position:	Standing relaxed in box facing in safe direction	
Time starts:	Audible signal	
Time stops:	Last shot	
Penalties:	Per current edition IPSC rule book.	
Procedure:	On signal shoot targets.	
Safety angles:	Indicated by flags to the left and right of stage.	
Additional instructions:		
Non-published instructions:		
Builders:		
Rationale:		

Rooster Mountain – 2008. IPSC Level III match

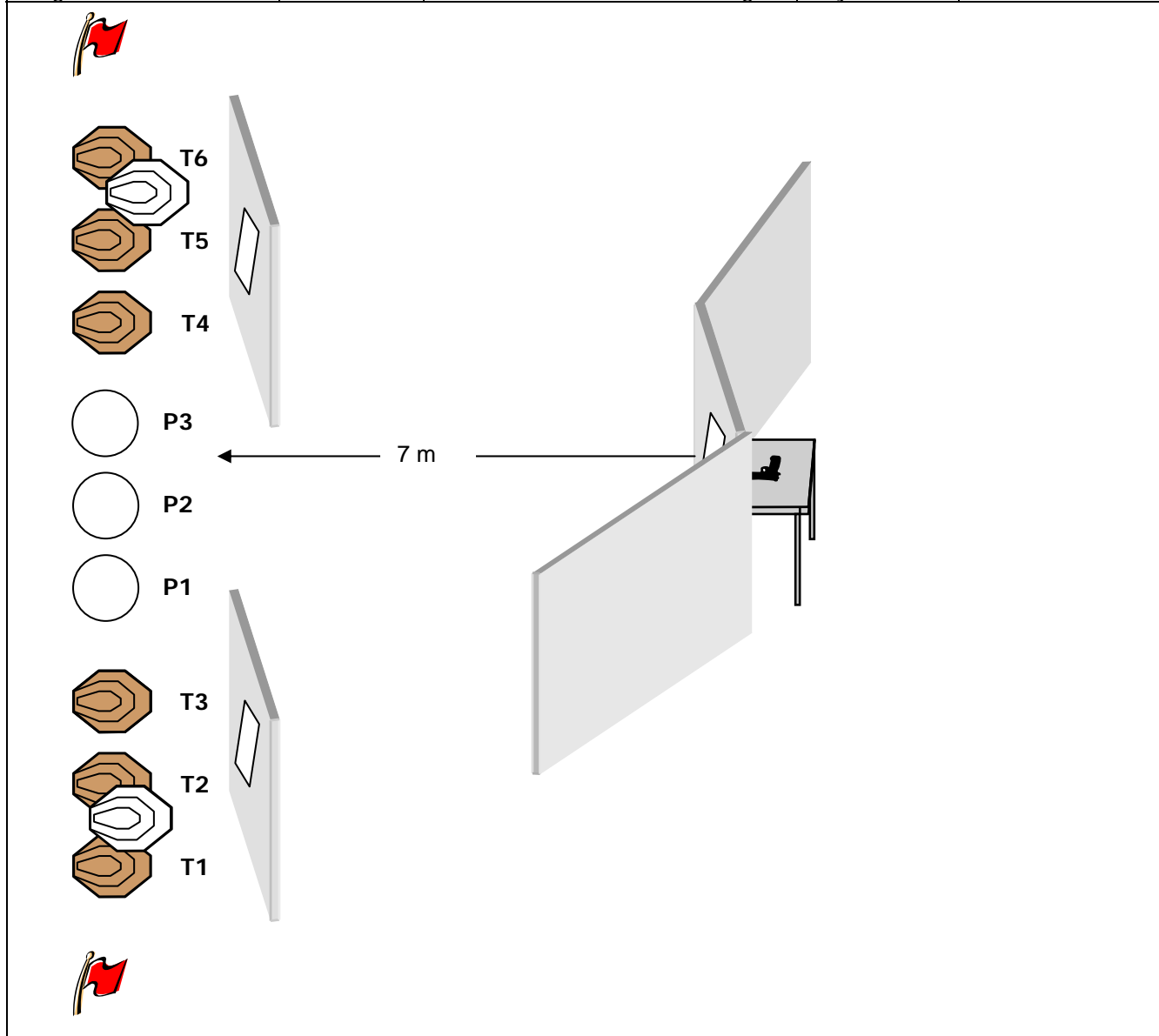
Stage number:	6	Location: 200 m bottom left	Day: Sat	Builder:
---------------	---	-----------------------------	----------	----------



Scoring method:	Comstock	Distances: 3-40m
Targets:	9 classic targets, 3 Poppers, penalty targets	
Min. rounds/Max. points:	21/105	
Start position:	Standing relaxed in box facing in safe direction.	
Time starts:	Audible signal	
Time stops:	Last shot	
Penalties:	Per current edition IPSC rule book.	
Procedure:	On signal shoot targets.	
Safety angles:	Indicated by flags to the left and right of stage.	
Additional instructions:		
Non-published instructions:		
Builders:		
Rationale:		

Rooster Mountain – 2008. IPSC Level III match

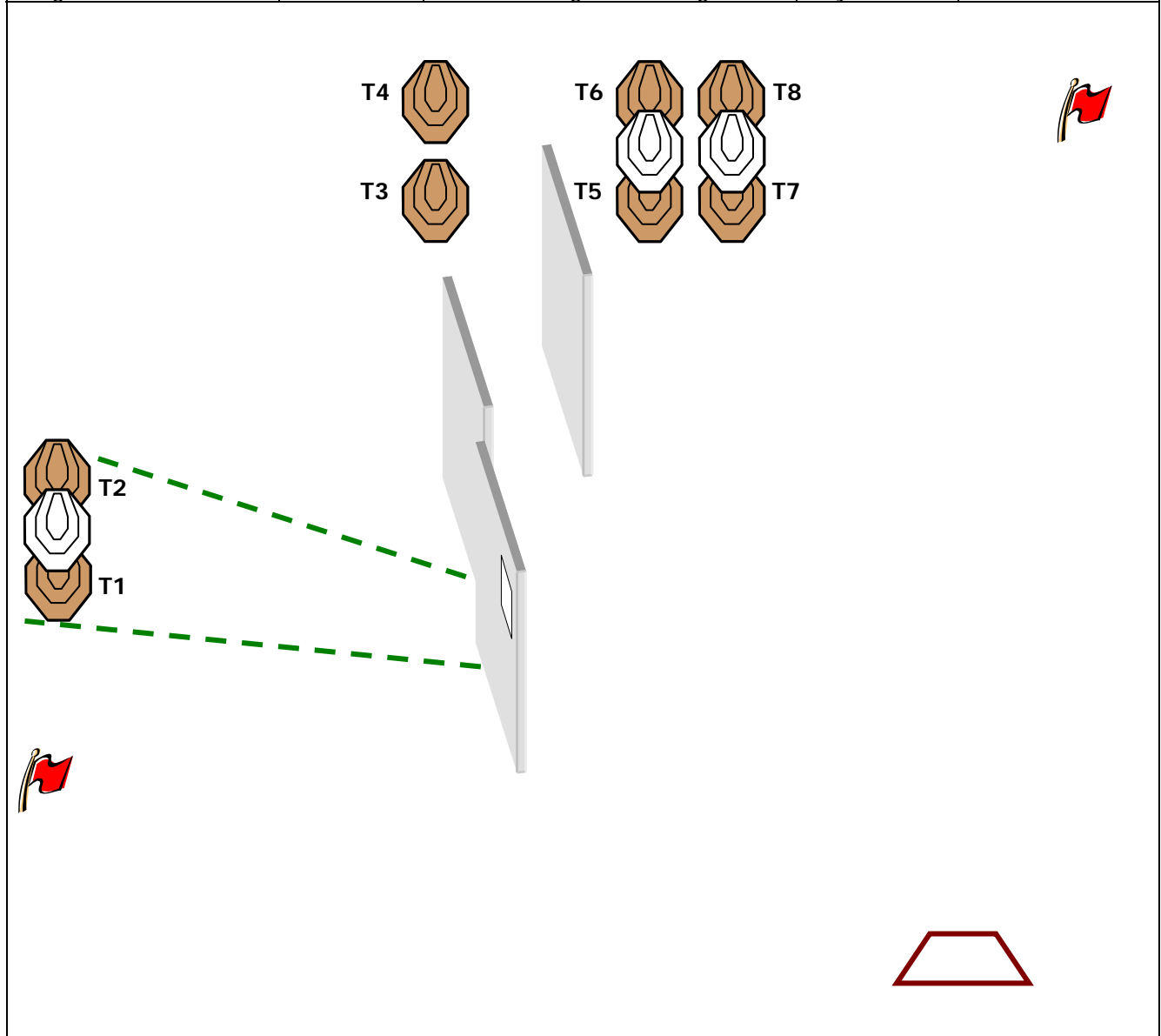
Stage number:	7	Location: Left mid, 300 m range	Day: Sat	Builder:
---------------	---	---------------------------------	----------	----------



Scoring method:	Comstock	Distances: 4-15 m
Targets:	3 plates, 6 classic targets	
Min. rounds/Max. points:	15/75	
Start position:	Sitting on chair, gun with magazine inserted, chamber empty	
Time starts:	Audible signal	
Time stops:	Last shot	
Penalties:	Per current edition IPSC rule book.	
Procedure:	On signal shoot targets. T1-T3 and T4-T6 must be engaged through apertures.	
Safety angles:	Indicated by flags to the left and right of stage.	
Additional instructions:	Note that the plates P1 to P3 must be engaged from behind the barriers through the aperture. Engaging them from any other position will result in a DQ.	
Non-published instructions:		
Builders:		
Rationale:		

Rooster Mountain – 2008. IPSC Level III match

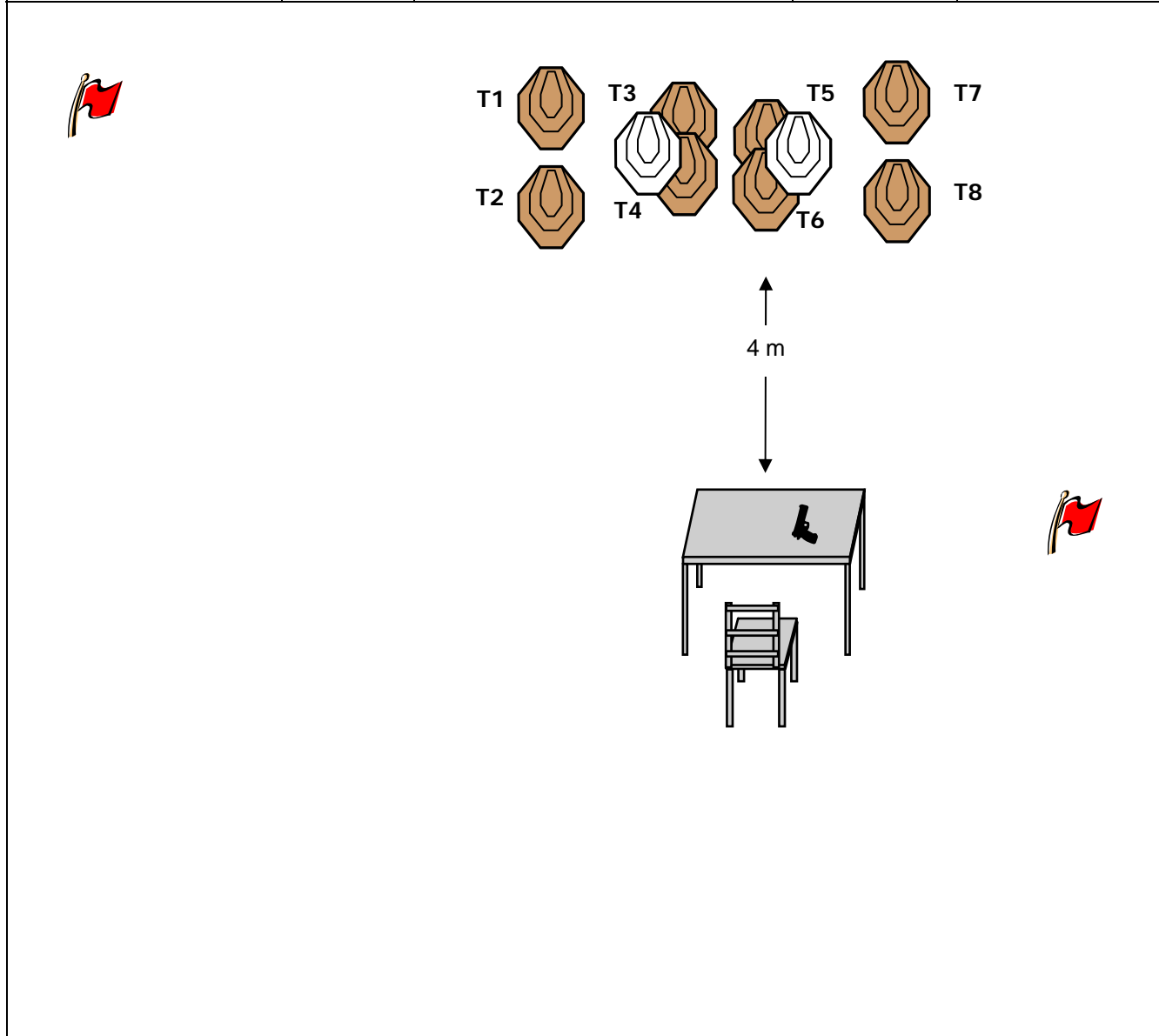
Stage number: 8 | Location: Large Pistol range - left | Day: Sun | Builder:



Scoring method:	Comstock Distances: 5-25m
Targets:	8 classic targets, penalty targets Targets T3/T4, T5/T6, are pairs of turning targets with start position edge on to shooter, while turning targets T7, T8 are facing the shooter at start. Target groups alternate between edge on and face on every 3 secs. (3 sec. edge on/3 sec. front)
Min. rounds/Max. points:	16/80
Start position:	Standing relaxed in box facing in safe direction
Time starts:	Audible signal
Time stops:	Last shot
Penalties:	Per current edition IPSC rule book.
Procedure:	On signal shooter activates turning targets and shoots targets.
Safety angles:	Indicated by flags to the left and right of stage.
Additional instructions:	
Non-published instructions:	
Builders:	
Rationale:	

Rooster Mountain – 2008. IPSC Level III match

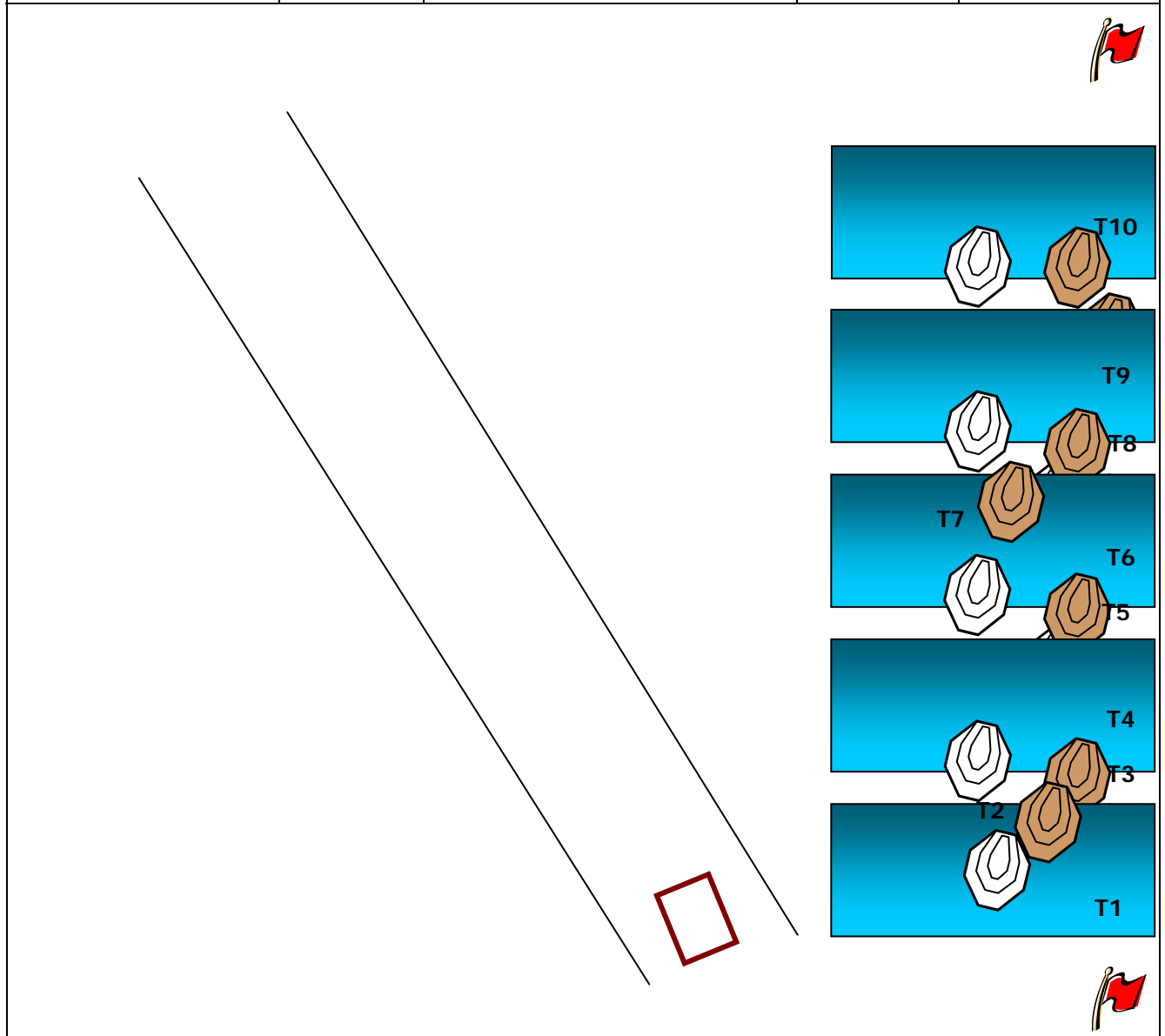
Stage number:	9	Location: Large pistol, right	Day: Sun	Builder:
---------------	---	-------------------------------	----------	----------



Scoring method:	Comstock	Distances: 4 m
Targets:	8 classic targets, penalty targets	
Min. rounds/Max. points:	8/40	
Start position:	Sitting on chair, hands on knees. All magazines in belt. Gun on table loaded and ready.	
Time starts:	Self start. P/T Targets turn to become visible 1,8 sec. after gun is lifted off the table.	
Time stops:	At the last shot	
Penalties:	Per current edition IPSC rule book.	
Procedure:	Shoot targets.	
Safety angles:	Indicated by flags to the left and right of stage.	
Additional instructions:		
Non-published instructions:		
Builders:		
Rationale:		

Rooster Mountain – 2008. IPSC Level III match

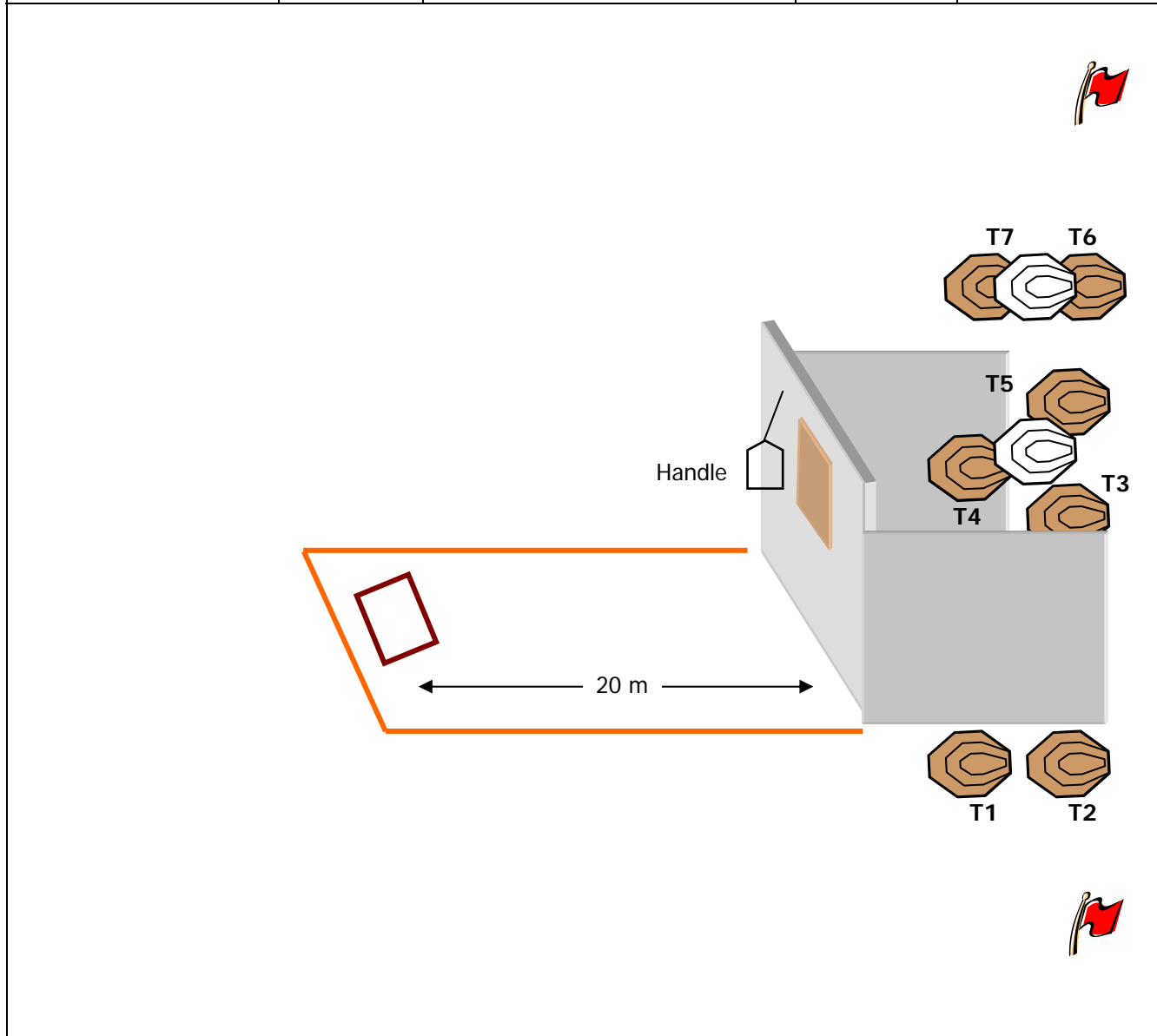
Stage number:	10	Location: 200 m bottom right	Day: Sun	Builder:
---------------	----	------------------------------	----------	----------



Scoring method:	Comstock	Distances: 3 m – 15 m
Targets:	10 classic targets, penalty targets	
Min. rounds/Max. points:	20/100	
Start position:	Standing relaxed in box facing in safe direction.	
Time starts:	Audible signal	
Time stops:	Last shot	
Penalties:	Per current edition IPSC rule book.	
Procedure:	On signal shoot targets.	
Safety angles:	Indicated by flags to the left and right of stage.	
Additional instructions:		
Non-published instructions:		
Builders:		
Rationale:		

Rooster Mountain – 2008. IPSC Level III match

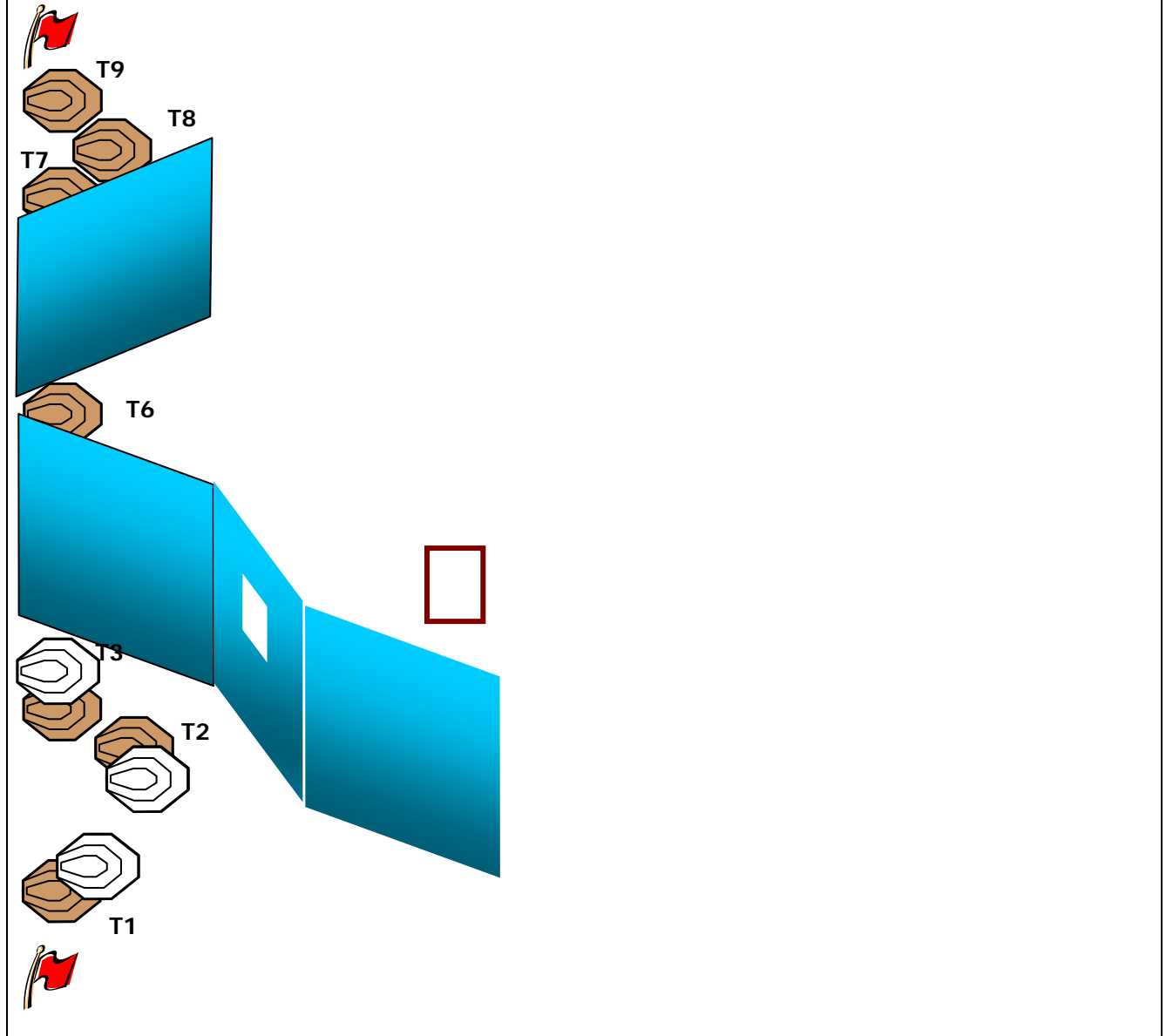
Stage number:	11	Location: 200 m top right	Day: Sun	Builder:
---------------	----	---------------------------	----------	----------



Scoring method:	Comstock	Distances: 5-20m
Targets:	7 classic targets, penalty targets	
Min. rounds/Max. points:	14/70	
Start position:	Standing relaxed in box facing in safe direction	
Time starts:	Audible signal	
Time stops:	Last shot	
Penalties:	Per current edition IPSC rule book.	
Procedure:	On signal shoot targets. T3-T5 through aperture opened by pulling the handle.	
Safety angles:	Indicated by flags to the left and right of stage.	
Additional instructions:		
Non-published instructions:		
Builders:		
Rationale:		

Rooster Mountain – 2008. IPSC Level III match

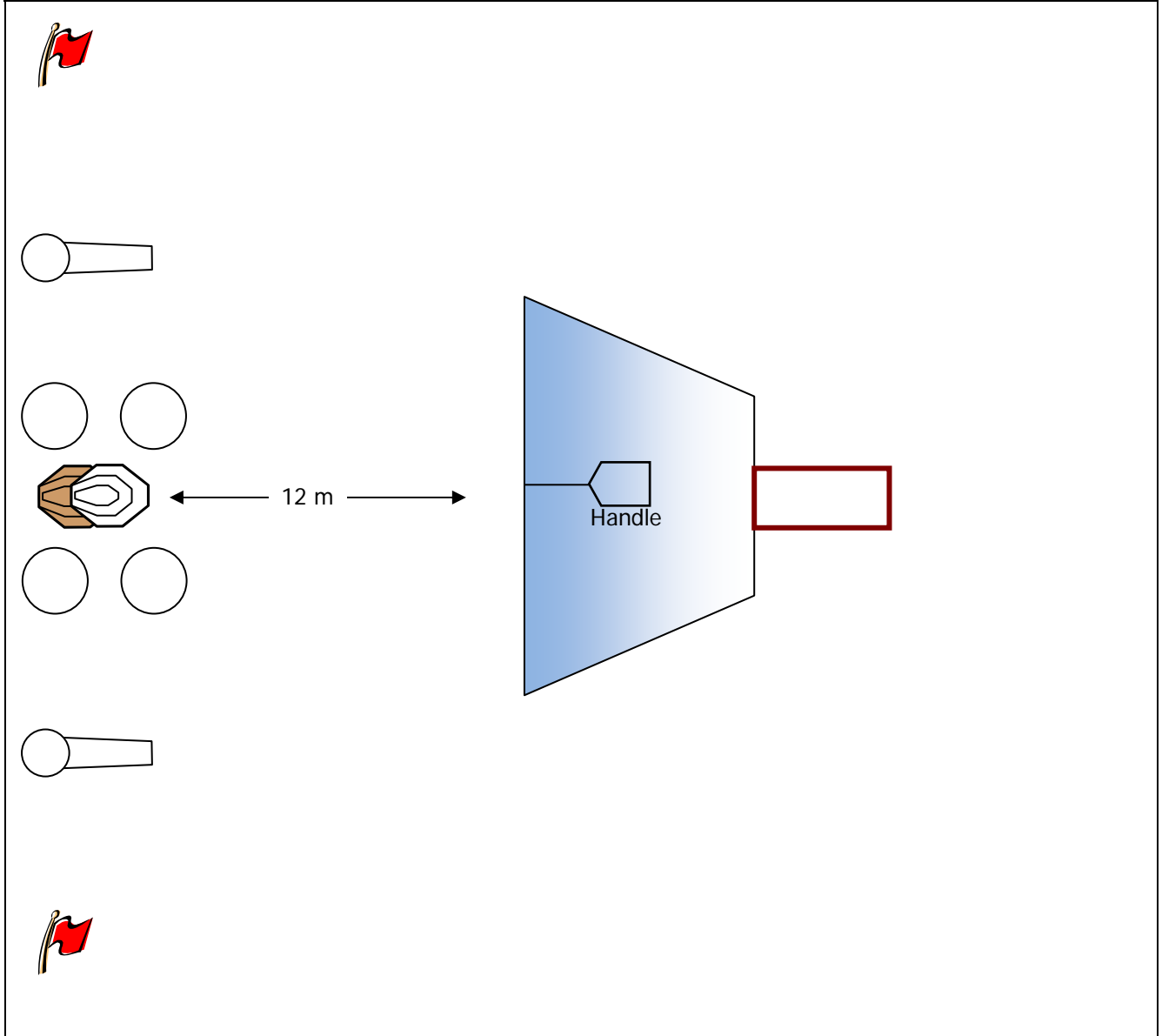
Stage number:	12	Location: 300 m top left	Day: Sun	Builder:
---------------	----	--------------------------	----------	----------



Scoring method:	Comstock	Distances: 3-15m
Targets:	9 classic targets, penalty targets	
Min. rounds/Max. points:	18/90	
Start position:	Standing relaxed in box facing in safe direction.	
Time starts:	Audible signal	
Time stops:	Last shot	
Penalties:	Per current edition IPSC rule book.	
Procedure:	On signal shoot targets.	
Safety angles:	Indicated by flags to the left and right of stage.	
Additional instructions:		
Non-published instructions:		
Builders:		
Rationale:		

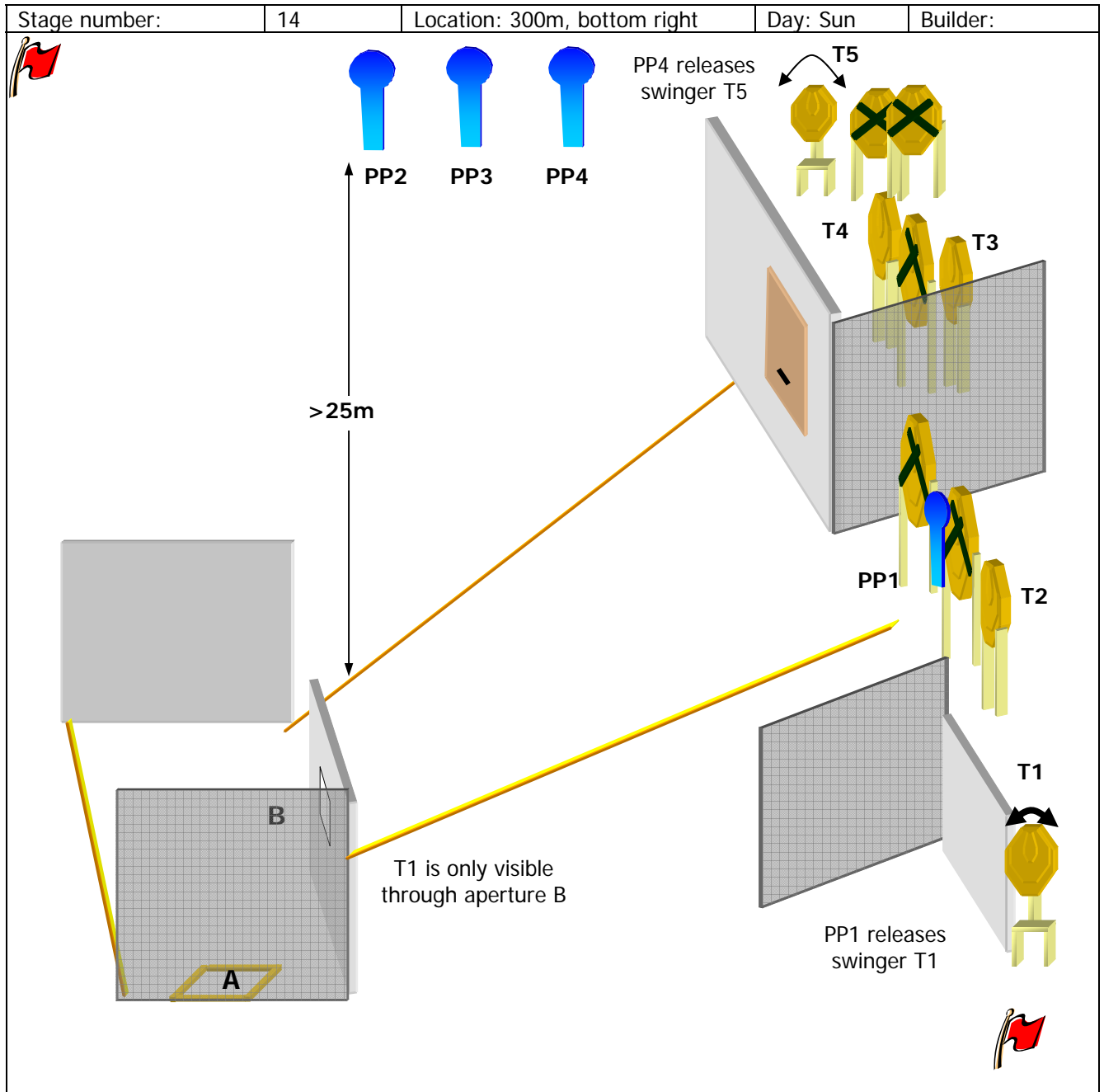
Rooster Mountain – 2008. IPSC Level III match

Stage number:	13	Location: 200m mid left	Day: Sun	Builder:
---------------	----	-------------------------	----------	----------



Scoring method:	Comstock	Distances: 12 m
Targets:	1 classic targets, 2 classic Popper, 4 plates, penalty target	
Min. rounds/Max. points:	8/40	
Start position:	Standing relaxed in box with back to wall.	
Time starts:	Audible signal	
Time stops:	Last shot	
Penalties:	Per current edition IPSC rule book.	
Procedure:	On signal shoot targets all from within the box.	
Safety angles:	Indicated by flags to the left and right of stage.	
Additional instructions:	Box is placed so that shooter has to hold on to a handle at the end of rope in order to lean out and shoot around the wall.	
Non-published instructions:		
Builders:		
Rationale:		

Rooster Mountain – 2008. IPSC Level III match



Scoring method:	Comstock	Distances: 1 – >25 meters
Targets:	5 classic targets, 4 classic Popper, penalty targets	
Min. rounds/Max. points:	14/70	
Start position:	In box A	
Time starts:	Audible signal	
Time stops:	Last shot	
Penalties:	Per current edition IPSC rule book.	
Procedure:	On signal shoot targets.	
Safety angles:	Indicated by flags to the left and right of stage.	
Additional instructions:		
Non-published instructions:		
Builders:		
Rationale:		

Rooster Mountain – 2008. IPSC Level III match

Saturday

Sunday

