

# OPEN -- Overall Stage Results

## Rooster Mountain 2008

Printed juli 27, 2008 at 17:58



### Stage 1 -- The Hole

	<b>PTS</b>	<b>TIME</b>	<b>HIT FACTOR</b>	<b>STAGE POINTS</b>	<b>STAGE PERCENT</b>	<b>COMPETITOR # Name</b>
1	144	17,78	8,0990	155,0000	100,00	45 Skoog, Lars Tony
2	142	18,45	7,6965	147,2967	95,03	9 Tran, Faj
3	145	19,62	7,3904	141,4393	91,25	29 Hansen, Johan
4	134	18,83	7,1163	136,1932	87,87	7 Friberg, Glenn
5	144	21,20	6,7925	129,9953	83,87	103 Sparby, Frank
6	144	22,61	6,3689	121,8885	78,64	33 Eliassen, Trond
7	143	23,06	6,2012	118,6800	76,57	50 Franta, Steen
8	125	21,00	5,9524	113,9178	73,50	6 Lee, Kyrre
9	145	24,66	5,8800	112,5320	72,60	44 Lönn, Rolf
10	142	25,33	5,6060	107,2887	69,22	67 Almqvist, Jim
11	135	24,15	5,5901	106,9837	69,02	79 Poulsen, Knud Erik
12	151	27,26	5,5393	106,0113	68,39	66 Larning, Bjarne
13	121	22,35	5,4139	103,6117	66,85	30 Schön, Marianne
14	134	25,39	5,2777	101,0051	65,16	80 Svendsen, K B
15	123	24,74	4,9717	95,1495	61,39	105 Rasmussen, Erik
16	141	28,65	4,9215	94,1880	60,77	111 Andersen, Tim
17	129	27,80	4,6403	88,8067	57,29	25 Schmitz, Henny
18	114	28,85	3,9515	75,6241	48,79	110 Larsen, Per
19	122	37,32	3,2690	62,5632	40,36	63 Neven, Mike
20	102	38,63	2,6404	50,5332	32,60	58 Holsæter, Bjorn-Erik

# STANDARD -- Overall Stage Results

## Rooster Mountain 2008

Printed juli 27, 2008 at 17:58



### Stage 1 -- The Hole

	PTS	TIME	HIT FACTOR	STAGE POINTS	STAGE PERCENT	COMPETITOR # Name
1	150	21,28	7,0489	155,0000	100,00	51 Madsen, Bo S
2	147	21,46	6,8500	150,6259	97,18	61 Jensen, Ralf K
3	142	22,06	6,4370	141,5451	91,32	16 Backstrom, Mats O.
4	125	20,35	6,1425	135,0696	87,14	13 Thomsen, Christian
5	145	24,79	5,8491	128,6185	82,98	75 Hirvikallio, Risto
6	139	24,15	5,7557	126,5639	81,65	125 Birkjær, Ulrik
7	144	25,73	5,5966	123,0651	79,40	128 Buus, Niels
8	144	26,20	5,4962	120,8574	77,97	39 Poikonen, Kristian
9	122	22,72	5,3697	118,0765	76,18	113 Bickham, Michael
10	140	26,87	5,2103	114,5704	73,92	122 Petersen, Kristian
11	139	27,55	5,0454	110,9444	71,58	124 Andreassen, Christian
12	125	25,66	4,8714	107,1187	69,11	86 Loktu, Trond Magne
13	123	25,28	4,8655	106,9892	69,03	55 Frandsen, Kim
14	118	24,77	4,7638	104,7534	67,58	22 Rittig, Claus
15	139	30,25	4,5950	101,0419	65,19	72 Nielsen, Steen Pico
16	153	33,60	4,5536	100,1300	64,60	3 Weisinger, Mark
17	151	33,21	4,5468	99,9816	64,50	57 Bach, Mads Peter
18	137	30,71	4,4611	98,0964	63,29	96 Erni, Martin
19	147	34,48	4,2633	93,7480	60,48	5 Karras, Pekka
20	124	29,12	4,2582	93,6359	60,41	12 Lund, Bent
21	149	35,43	4,2055	92,4756	59,66	117 Andersen, PeterMunk
22	125	30,50	4,0984	90,1202	58,14	17 Saxhoj, Ulrik
23	131	32,48	4,0333	88,6885	57,22	49 Henneberg, Claus K
24	117	29,17	4,0110	88,1986	56,90	40 Fredriksen, Rene
25	96	25,40	3,7795	83,1093	53,62	36 Dahlman, Roland
26	110	30,40	3,6184	79,5667	51,33	64 Krogstrup, Thomas
27	151	42,21	3,5774	78,6636	50,75	54 Jensen, Hans Jorgen
28	141	39,48	3,5714	78,5333	50,67	23 Iorentzen, Tom
29	113	31,69	3,5658	78,4094	50,59	77 Rigtrup, Jørgen
30	107	30,45	3,5140	77,2696	49,85	56 Lindberg, Henrik
31	139	40,49	3,4329	75,4882	48,70	127 Bressendorff, Per
32	135	40,04	3,3716	74,1399	47,83	28 Miklaheim, Fredrik
33	135	40,85	3,3048	72,6698	46,88	123 Johansen, Finn
34	129	39,13	3,2967	72,4923	46,77	118 Aro, Petteri
35	98	30,22	3,2429	71,3089	46,01	92 Rissmann, Rune
36	143	44,63	3,2041	70,4565	45,46	126 Andersen, Soren
37	120	38,01	3,1571	69,4217	44,79	129 Henriksen, Preben
38	146	48,39	3,0172	66,3452	42,80	98 Askeland, Chris Låstad
39	60	24,39	2,4600	54,0943	34,90	104 Walleen, Sigurd
40	143	64,14	2,2295	49,0252	31,63	60 Pedersen, Finn
41	98	45,37	2,1600	47,4973	30,64	130 Jensen, Allan
42	68	32,76	2,0757	45,6433	29,45	71 Williams, Stephen
43	75	36,71	2,0430	44,9251	28,98	69 Linahl, Kalle
44	145	82,02	1,7679	38,8741	25,08	112 Rhule, William
45	121	70,65	1,7127	37,6604	24,30	62 Azzopardi, Raymond
46	92	57,06	1,6123	35,4542	22,87	97 Andersen, Marius Wigen

# STANDARD -- Overall Stage Results

## Rooster Mountain 2008

Printed juli 27, 2008 at 17:58



### Stage 1 -- The Hole

PTS	TIME	HIT FACTOR	STAGE POINTS	STAGE PERCENT	COMPETITOR # Name
47 46	34,11	1,3486	29,6543	19,13	82 Thingnes, Inge

# PRODUCTION -- Overall Stage Results

## Rooster Mountain 2008

Printed juli 27, 2008 at 17:58



### Stage 1 -- The Hole

	PTS	TIME	HIT FACTOR	STAGE POINTS	STAGE PERCENT	COMPETITOR # Name
1	139	19,87	6,9955	155,0000	100,00	74 Manni, Matti
2	137	21,50	6,3721	141,1877	91,09	102 Ruohonen, Tony
3	137	22,36	6,1270	135,7574	87,59	47 Larsen, Soren W
4	143	23,58	6,0645	134,3714	86,69	26 McKeown, Timo
5	137	22,72	6,0299	133,6063	86,20	93 Olsen, Rino
6	128	22,91	5,5871	123,7940	79,87	78 Skaarer, Even
7	141	25,39	5,5534	123,0470	79,39	38 Kristiansen, Bard
8	137	25,28	5,4193	120,0766	77,47	95 Kjelvei, Olav
9	118	22,32	5,2867	117,1393	75,57	19 Romer, Jack
10	115	21,87	5,2583	116,5102	75,17	48 Ivaskevicius, Saulius
11	131	25,39	5,1595	114,3203	73,76	41 Karlsson, Peter
12	106	20,86	5,0815	112,5917	72,64	15 Hagemann, Lars
13	135	26,72	5,0524	111,9469	72,22	11 Marjoniemi, Esa
14	118	24,15	4,8861	108,2629	69,85	43 Stangvik, Kent
15	120	24,89	4,8212	106,8246	68,92	121 Schieck, Peter
16	133	27,82	4,7807	105,9276	68,34	59 Skog, Mathias
17	143	29,99	4,7683	105,6512	68,16	21 Hansen, GertErling
18	147	31,46	4,6726	103,5317	66,79	18 Heidelberg, Carsten
19	112	24,37	4,5958	101,8303	65,70	31 Säkki, Kristian
20	131	30,13	4,3478	96,3356	62,15	52 Roos, Gunnar
21	137	31,63	4,3313	95,9702	61,92	32 Christensen, Christian
22	128	29,85	4,2881	95,0124	61,30	35 Wiel, Elisabeth
23	151	36,09	4,1840	92,7054	59,81	89 Sondergaard, Erkki
24	133	32,52	4,0898	90,6183	58,46	91 Birketvedt, Espen
25	135	33,12	4,0761	90,3147	58,27	68 Molin, Marcus
26	137	33,87	4,0449	89,6231	57,82	100 Alexandersen, Morten
27	141	35,61	3,9596	87,7328	56,60	84 Avdeev, Kirill
28	127	32,91	3,8590	85,5048	55,16	73 Aas, Jan-Erik
29	143	38,59	3,7056	82,1062	52,97	94 Dovland, Bjørn Atle
30	125	35,00	3,5714	79,1328	51,05	99 Johansen, Ronnie
31	97	27,56	3,5196	77,9843	50,31	4 Voss, Rene
32	143	41,12	3,4776	77,0545	49,71	83 Polishsuk, Andrei
33	99	30,62	3,2332	71,6382	46,22	76 Reistad, Øyvind
34	131	41,81	3,1332	69,4234	44,79	90 Dahl, Øyvind
35	94	30,33	3,0992	68,6705	44,30	42 Johansson, Mikael
36	127	43,75	2,9029	64,3192	41,50	65 Hansen, Frank
37	112	46,72	2,3973	53,1166	34,27	120 Skov, Mogens
38	131	56,31	2,3264	51,5467	33,26	87 Doroshenko, Lidia
39	0	22,52	0,0000	0,0000	0,00	109 Frydendal, Lars

# OPEN -- Overall Stage Results

## Rooster Mountain 2008

Printed juli 27, 2008 at 17:58



### Stage 2 -- The Bend

	<b>PTS</b>	<b>TIME</b>	<b>HIT FACTOR</b>	<b>STAGE POINTS</b>	<b>STAGE PERCENT</b>	<b>COMPETITOR # Name</b>
1	65	8,69	7,4799	70,0000	100,00	45 Skoog, Lars Tony
2	63	8,57	7,3512	68,7962	98,28	6 Lee, Kyrre
3	61	9,08	6,7181	62,8707	89,82	7 Friberg, Glenn
4	64	9,99	6,4064	59,9541	85,65	29 Hansen, Johan
5	66	10,44	6,3218	59,1627	84,52	105 Rasmussen, Erik
6	68	10,88	6,2500	58,4904	83,56	103 Sparby, Frank
7	66	10,77	6,1281	57,3499	81,93	50 Franta, Steen
8	59	9,89	5,9656	55,8290	79,76	67 Almqvist, Jim
9	65	11,28	5,7624	53,9273	77,04	33 Eliassen, Trond
10	66	12,48	5,2885	49,4919	70,70	79 Poulsen, Knud Erik
11	66	12,67	5,2092	48,7497	69,64	25 Schmitz, Henny
12	58	11,39	5,0922	47,6550	68,08	111 Andersen, Tim
13	53	10,88	4,8713	45,5881	65,13	9 Tran, Faj
14	54	11,73	4,6036	43,0824	61,55	44 Lönn, Rolf
15	51	11,09	4,5987	43,0371	61,48	66 Larning, Bjarne
16	51	11,39	4,4776	41,9036	59,86	30 Schön, Marianne
17	38	13,88	2,7378	25,6211	36,60	80 Svendsen, K B
18	40	23,62	1,6935	15,8484	22,64	63 Neven, Mike
19	33	25,70	1,2840	12,0167	17,17	58 Holsæter, Bjorn-Erik
20	0	16,20	0,0000	0,0000	0,00	110 Larsen, Per

# STANDARD -- Overall Stage Results

## Rooster Mountain 2008

Printed juli 27, 2008 at 17:58



### Stage 2 -- The Bend

	PTS	TIME	HIT FACTOR	STAGE POINTS	STAGE PERCENT	COMPETITOR # Name
1	67	9,93	6,7472	70,0000	100,00	16 Backstrom, Mats O.
2	64	10,17	6,2930	65,2877	93,27	125 Birkjær, Ulrik
3	64	11,96	5,3512	55,5164	79,31	113 Bickham, Michael
4	66	12,40	5,3226	55,2198	78,89	39 Poikonen, Kristian
5	59	11,09	5,3201	55,1941	78,85	86 Loktu, Trond Magne
6	55	10,63	5,1740	53,6787	76,68	61 Jensen, Ralf K
7	61	11,89	5,1304	53,2256	76,04	36 Dahlman, Roland
8	50	10,17	4,9164	51,0060	72,87	51 Madsen, Bo S
9	50	11,56	4,3253	44,8730	64,10	22 Rittig, Claus
10	56	12,98	4,3143	44,7596	63,94	104 Walleen, Sigurd
11	48	11,14	4,3088	44,7022	63,86	56 Lindberg, Henrik
12	65	15,20	4,2763	44,3652	63,38	17 Saxhoj, Ulrik
13	50	12,11	4,1288	42,8350	61,19	118 Aro, Petteri
14	62	15,59	3,9769	41,2589	58,94	128 Buus, Niels
15	50	13,02	3,8402	39,8411	56,92	122 Petersen, Kristian
16	60	15,65	3,8339	39,7749	56,82	57 Bach, Mads Peter
17	52	13,94	3,7303	38,7002	55,29	75 Hirvikallio, Risto
18	49	13,33	3,6759	38,1363	54,48	124 Andreasen, Christian
19	52	15,52	3,3505	34,7603	49,66	72 Nielsen, Steen Pico
20	60	18,39	3,2626	33,8487	48,36	123 Johansen, Finn
21	60	18,64	3,2189	33,3947	47,71	40 Fredriksen, Rene
22	46	14,42	3,1900	33,0952	47,28	82 Thingnes, Inge
23	46	14,72	3,1250	32,4207	46,32	92 Rissmann, Rune
24	58	18,87	3,0737	31,8881	45,55	5 Karras, Pekka
25	66	21,93	3,0096	31,2232	44,60	60 Pedersen, Finn
26	64	21,72	2,9466	30,5698	43,67	127 Bressendorff, Per
27	49	17,62	2,7809	28,8511	41,22	23 Iorentzen, Tom
28	44	15,87	2,7725	28,7639	41,09	96 Erni, Martin
29	54	20,70	2,6087	27,0642	38,66	117 Andersen, PeterMunk
30	33	12,83	2,5721	26,6845	38,12	64 Krogstrup, Thomas
31	51	20,78	2,4543	25,4623	36,37	3 Weisinger, Mark
32	39	16,03	2,4329	25,2408	36,06	49 Henneberg, Claus K
33	40	16,63	2,4053	24,9540	35,65	12 Lund, Bent
34	33	14,24	2,3174	24,0423	34,35	77 Rigtrup, Jørgen
35	35	15,42	2,2698	23,5481	33,64	55 Frandsen, Kim
36	33	14,66	2,2510	23,3535	33,36	71 Williams, Stephen
37	46	22,36	2,0572	21,3431	30,49	28 Miklaheim, Fredrik
38	39	19,97	1,9529	20,2609	28,94	129 Henriksen, Preben
39	37	18,99	1,9484	20,2139	28,88	54 Jensen, Hans Jorgen
40	39	21,83	1,7865	18,5346	26,48	69 Linahl, Kalle
41	33	18,70	1,7647	18,3082	26,15	126 Andersen, Soren
42	62	35,42	1,7504	18,1600	25,94	112 Rhule, William
43	33	21,70	1,5207	15,7771	22,54	130 Jensen, Allan
44	19	12,53	1,5164	15,7317	22,47	13 Thomsen, Christian
45	16	41,42	0,3863	4,0076	5,73	98 Askeland, Chris Låstad
46	0	33,08	0,0000	0,0000	0,00	97 Andersen, Marius Wigen

# STANDARD -- Overall Stage Results

## Rooster Mountain 2008

Printed juli 27, 2008 at 17:58



### Stage 2 -- The Bend

PTS	TIME	HIT FACTOR	STAGE POINTS	STAGE PERCENT	COMPETITOR # Name
47	0	25,32	0,0000	0,00	62 Azzopardi, Raymond

# PRODUCTION -- Overall Stage Results

## Rooster Mountain 2008

Printed juli 27, 2008 at 17:58



### Stage 2 -- The Bend

	PTS	TIME	HIT FACTOR	STAGE POINTS	STAGE PERCENT	COMPETITOR # Name
1	66	10,34	6,3830	70,0000	100,00	74 Manni, Matti
2	68	11,58	5,8722	64,3984	92,00	102 Ruohonen, Tony
3	60	10,54	5,6926	62,4288	89,18	19 Romer, Jack
4	62	11,14	5,5655	61,0353	87,19	15 Hagemann, Lars
5	64	11,78	5,4329	59,5812	85,12	11 Marjoniemi, Esa
6	56	10,50	5,3333	58,4889	83,56	93 Olsen, Rino
7	54	10,85	4,9770	54,5806	77,97	43 Stangvik, Kent
8	54	10,85	4,9770	54,5806	77,97	78 Skaarer, Even
9	52	10,75	4,8372	53,0481	75,78	38 Kristiansen, Bard
10	52	11,64	4,4674	48,9920	69,99	47 Larsen, Soren W
11	60	13,77	4,3573	47,7850	68,26	21 Hansen, GertErling
12	62	14,45	4,2907	47,0542	67,22	42 Johansson, Mikael
13	58	14,46	4,0111	43,9880	62,84	84 Avdeev, Kirill
14	52	13,15	3,9544	43,3663	61,95	18 Heidelberg, Carsten
15	50	12,81	3,9032	42,8051	61,15	35 Wiel, Elisabeth
16	68	17,72	3,8375	42,0843	60,12	83 Polishsuk, Andrei
17	58	15,22	3,8108	41,7915	59,70	99 Johansen, Ronnie
18	44	11,84	3,7162	40,7545	58,22	26 McKeown, Timo
19	52	14,35	3,6237	39,7398	56,77	4 Voss, Rene
20	52	14,73	3,5302	38,7146	55,31	68 Molin, Marcus
21	54	15,75	3,4286	37,6000	53,71	52 Roos, Gunnar
22	44	12,94	3,4003	37,2901	53,27	59 Skog, Mathias
23	52	15,71	3,3100	36,2996	51,86	89 Sondergaard, Erkki
24	37	11,97	3,0911	33,8986	48,43	95 Kjelvei, Olav
25	33	10,68	3,0899	33,8858	48,41	41 Karlsson, Peter
26	64	21,06	3,0389	33,3270	47,61	87 Doroshenko, Lidia
27	39	13,09	2,9794	32,6738	46,68	91 Birketvedt, Espen
28	33	11,78	2,8014	30,7216	43,89	121 Schieck, Peter
29	50	18,12	2,7594	30,2612	43,23	109 Frydendal, Lars
30	37	13,66	2,7086	29,7047	42,44	31 Säkki, Kristian
31	42	16,32	2,5735	28,2230	40,32	73 Aas, Jan-Erik
32	39	19,87	1,9628	21,5249	30,75	120 Skov, Mogens
33	33	17,87	1,8467	20,2518	28,93	100 Alexandersen, Morten
34	29	17,41	1,6657	18,2673	26,10	32 Christensen, Christian
35	18	16,46	1,0936	11,9927	17,13	94 Dovland, Bjørn Atle
36	18	19,06	0,9444	10,3568	14,80	90 Dahl, Øyvind
37	2	10,08	0,1984	2,1759	3,11	48 Ivaskevicius, Saulius
38	5	27,29	0,1832	2,0093	2,87	65 Hansen, Frank
39	0	11,32	0,0000	0,0000	0,00	76 Reistad, Øyvind

# OPEN -- Overall Stage Results

## Rooster Mountain 2008

Printed juli 27, 2008 at 17:58



### Stage 3 -- Large pistol range

	<b>STAGE POINTS</b>	<b>STAGE PERCENT</b>	<b>COMPETITOR # Name</b>
1	36,0000	100,00	7 Friberg, Glenn
2	33,0000	91,67	6 Lee, Kyrre
3	32,0000	88,89	103 Sparby, Frank
4	30,0000	83,33	50 Franta, Steen
5	29,0000	80,56	29 Hansen, Johan
6	27,0000	75,00	66 Larning, Bjarne
7	27,0000	75,00	45 Skoog, Lars Tony
8	25,0000	69,44	67 Almqvist, Jim
9	23,0000	63,89	44 Lönn, Rolf
10	22,0000	61,11	80 Svendsen, K B
11	20,0000	55,56	105 Rasmussen, Erik
12	19,0000	52,78	9 Tran, Faj
13	14,0000	38,89	79 Poulsen, Knud Erik
14	14,0000	38,89	30 Schön, Marianne
15	11,0000	30,56	33 Eliassen, Trond
16	9,0000	25,00	58 Holsæter, Bjorn-Erik
17	7,0000	19,44	25 Schmitz, Henny
18	5,0000	13,89	63 Neven, Mike
19	2,0000	5,56	110 Larsen, Per
20	0,0000	0,00	111 Andersen, Tim

# STANDARD -- Overall Stage Results

## Rooster Mountain 2008

Printed juli 27, 2008 at 17:58



### Stage 3 -- Large pistol range

	<b>STAGE POINTS</b>	<b>STAGE PERCENT</b>	<b>COMPETITOR # Name</b>
1	33,0000	100,00	61 Jensen, Ralf K
2	22,0000	66,67	57 Bach, Mads Peter
3	22,0000	66,67	86 Loktu, Trond Magne
4	22,0000	66,67	51 Madsen, Bo S
5	21,0000	63,64	113 Bickham, Michael
6	20,0000	60,61	36 Dahlman, Roland
7	20,0000	60,61	71 Williams, Stephen
8	19,0000	57,58	75 Hirvikallio, Risto
9	19,0000	57,58	13 Thomsen, Christian
10	19,0000	57,58	28 Miklaheim, Fredrik
11	16,0000	48,48	3 Weisinger, Mark
12	16,0000	48,48	54 Jensen, Hans Jorgen
13	15,0000	45,45	17 Saxhoj, Ulrik
14	15,0000	45,45	122 Petersen, Kristian
15	14,0000	42,42	16 Backstrom, Mats O.
16	14,0000	42,42	56 Lindberg, Henrik
17	13,0000	39,39	72 Nielsen, Steen Pico
18	12,0000	36,36	12 Lund, Bent
19	12,0000	36,36	96 Erni, Martin
20	12,0000	36,36	22 Rittig, Claus
21	11,0000	33,33	98 Askeland, Chris Låstad
22	11,0000	33,33	128 Buus, Niels
23	11,0000	33,33	118 Aro, Petteri
24	11,0000	33,33	40 Fredriksen, Rene
25	11,0000	33,33	82 Thingnes, Inge
26	9,0000	27,27	117 Andersen, PeterMunk
27	9,0000	27,27	112 Rhule, William
28	9,0000	27,27	55 Frandsen, Kim
29	8,0000	24,24	64 Krogstrup, Thomas
30	8,0000	24,24	123 Johansen, Finn
31	8,0000	24,24	77 Rigtrup, Jørgen
32	6,0000	18,18	62 Azzopardi, Raymond
33	6,0000	18,18	39 Poikonen, Kristian
34	5,0000	15,15	125 Birkjær, Ulrik
35	5,0000	15,15	60 Pedersen, Finn
36	3,0000	9,09	127 Bressendorff, Per
37	3,0000	9,09	129 Henriksen, Preben
38	3,0000	9,09	5 Karras, Pekka
39	2,0000	6,06	92 Rissmann, Rune
40	2,0000	6,06	104 Walleen, Sigurd
41	1,0000	3,03	97 Andersen, Marius Wigen
42	1,0000	3,03	49 Henneberg, Claus K
43	0,0000	0,00	124 Andreasen, Christian
44	0,0000	0,00	69 Linahl, Kalle
45	0,0000	0,00	23 lorentzen, Tom

# PRODUCTION -- Overall Stage Results

## Rooster Mountain 2008

Printed juli 27, 2008 at 17:58



### Stage 3 -- Large pistol range

	<b>STAGE POINTS</b>	<b>STAGE PERCENT</b>	<b>COMPETITOR # Name</b>
1	29,0000	100,00	38 Kristiansen, Bard
2	28,0000	96,55	74 Manni, Matti
3	22,0000	75,86	102 Ruohonen, Tony
4	22,0000	75,86	11 Marjoniemi, Esa
5	22,0000	75,86	26 McKeown, Timo
6	22,0000	75,86	19 Romer, Jack
7	20,0000	68,97	18 Heidelberg, Carsten
8	19,0000	65,52	73 Aas, Jan-Erik
9	18,0000	62,07	41 Karlsson, Peter
10	18,0000	62,07	100 Alexandersen, Morten
11	18,0000	62,07	43 Stangvik, Kent
12	16,0000	55,17	48 Ivaskevicius, Saulius
13	16,0000	55,17	21 Hansen, GertErling
14	16,0000	55,17	47 Larsen, Soren W
15	15,0000	51,72	121 Schieck, Peter
16	12,0000	41,38	15 Hagemann, Lars
17	11,0000	37,93	59 Skog, Mathias
18	11,0000	37,93	91 Birketvedt, Espen
19	11,0000	37,93	84 Avdeev, Kirill
20	11,0000	37,93	35 Wiel, Elisabeth
21	10,0000	34,48	90 Dahl, Øyvind
22	10,0000	34,48	95 Kjelvei, Olav
23	9,0000	31,03	87 Doroshenko, Lidia
24	9,0000	31,03	42 Johansson, Mikael
25	7,0000	24,14	68 Molin, Marcus
26	7,0000	24,14	83 Polishsuk, Andrei
27	7,0000	24,14	78 Skaarer, Even
28	6,0000	20,69	52 Roos, Gunnar
29	6,0000	20,69	76 Reistad, Øyvind
30	6,0000	20,69	99 Johansen, Ronnie
31	5,0000	17,24	94 Dovland, Bjørn Atle
32	4,0000	13,79	65 Hansen, Frank
33	3,0000	10,34	93 Olsen, Rino
34	2,0000	6,90	32 Christensen, Christian
35	2,0000	6,90	109 Frydendal, Lars
36	2,0000	6,90	89 Sondergaard, Erkki
37	0,0000	0,00	120 Skov, Mogens
38	0,0000	0,00	4 Voss, Rene
39	0,0000	0,00	31 Säkki, Kristian

# OPEN -- Overall Stage Results

## Rooster Mountain 2008

Printed juli 27, 2008 at 17:58



### Stage 4 -- Small Pistol range

	<b>PTS</b>	<b>TIME</b>	<b>HIT FACTOR</b>	<b>STAGE POINTS</b>	<b>STAGE PERCENT</b>	<b>COMPETITOR # Name</b>
1	111	14,03	7,9116	120,0000	100,00	103 Sparby, Frank
2	91	11,85	7,6793	116,4767	97,06	9 Tran, Faj
3	105	14,11	7,4415	112,8699	94,06	7 Friberg, Glenn
4	100	14,08	7,1023	107,7242	89,77	66 Larning, Bjarne
5	112	15,87	7,0573	107,0427	89,20	105 Rasmussen, Erik
6	90	12,94	6,9552	105,4931	87,91	6 Lee, Kyrre
7	113	17,29	6,5356	99,1287	82,61	25 Schmitz, Henny
8	92	14,22	6,4698	98,1305	81,78	30 Schön, Marianne
9	80	12,47	6,4154	97,3060	81,09	45 Skoog, Lars Tony
10	99	15,54	6,3707	96,6274	80,52	29 Hansen, Johan
11	107	16,94	6,3164	95,8046	79,84	33 Eliassen, Trond
12	90	14,87	6,0525	91,8010	76,50	50 Franta, Steen
13	96	16,90	5,6805	86,1590	71,80	67 Almqvist, Jim
14	107	19,13	5,5933	84,8369	70,70	111 Andersen, Tim
15	89	16,76	5,3103	80,5438	67,12	44 Lönn, Rolf
16	86	16,60	5,1807	78,5790	65,48	80 Svendsen, K B
17	95	18,62	5,1020	77,3856	64,49	79 Poulsen, Knud Erik
18	110	33,55	3,2787	49,7297	41,44	63 Neven, Mike
19	53	18,87	2,8087	42,6010	35,50	110 Larsen, Per
20	88	33,35	2,6387	40,0224	33,35	58 Holsæter, Bjorn-Erik

# STANDARD -- Overall Stage Results

## Rooster Mountain 2008

Printed juli 27, 2008 at 17:58



### Stage 4 -- Small Pistol range

	PTS	TIME	HIT FACTOR	STAGE POINTS	STAGE PERCENT	COMPETITOR # Name
1	109	13,95	7,8136	120,0000	100,00	16 Backstrom, Mats O.
2	111	14,37	7,7244	118,6302	98,86	61 Jensen, Ralf K
3	104	14,27	7,2880	111,9279	93,27	125 Birkjær, Ulrik
4	108	16,36	6,6015	101,3840	84,49	75 Hirvikallio, Risto
5	98	15,14	6,4729	99,4098	82,84	13 Thomsen, Christian
6	104	16,52	6,2954	96,6835	80,57	51 Madsen, Bo S
7	115	18,29	6,2876	96,5635	80,47	86 Loktu, Trond Magne
8	112	18,96	5,9072	90,7212	75,60	39 Poikonen, Kristian
9	100	17,04	5,8685	90,1279	75,11	36 Dahlman, Roland
10	111	19,20	5,7813	88,7873	73,99	122 Petersen, Kristian
11	111	19,92	5,5723	85,5781	71,32	128 Buus, Niels
12	85	15,94	5,3325	81,8954	68,25	56 Lindberg, Henrik
13	91	17,55	5,1852	79,6330	66,36	22 Rittig, Claus
14	110	21,35	5,1522	79,1268	65,94	57 Bach, Mads Peter
15	92	18,66	4,9303	75,7190	63,10	92 Rissmann, Rune
16	73	15,30	4,7712	73,2758	61,06	113 Bickham, Michael
17	70	15,53	4,5074	69,2238	57,69	118 Aro, Petteri
18	116	25,79	4,4979	69,0773	57,56	54 Jensen, Hans Jorgen
19	85	19,19	4,4294	68,0257	56,69	96 Erni, Martin
20	85	19,37	4,3882	67,3935	56,16	82 Thingnes, Inge
21	94	21,62	4,3478	66,7730	55,64	72 Nielsen, Steen Pico
22	108	25,80	4,1860	64,2885	53,57	127 Bressendorff, Per
23	84	20,68	4,0619	62,3818	51,98	12 Lund, Bent
24	115	28,38	4,0521	62,2321	51,86	3 Weisinger, Mark
25	106	26,19	4,0473	62,1583	51,80	117 Andersen, PeterMunk
26	106	26,56	3,9910	61,2924	51,08	60 Pedersen, Finn
27	86	21,68	3,9668	60,9212	50,77	28 Miklaheim, Fredrik
28	74	19,19	3,8562	59,2224	49,35	124 Andreassen, Christian
29	90	24,05	3,7422	57,4720	47,89	23 Iorentzen, Tom
30	99	26,88	3,6830	56,5633	47,14	69 Linahl, Kalle
31	100	29,45	3,3956	52,1487	43,46	123 Johansen, Finn
32	73	21,80	3,3486	51,4275	42,86	17 Saxhoj, Ulrik
33	79	23,98	3,2944	50,5949	42,16	77 Rigtrup, Jørgen
34	65	20,63	3,1508	48,3886	40,32	104 Walleen, Sigurd
35	79	25,16	3,1399	48,2220	40,19	55 Frandsen, Kim
36	85	27,33	3,1101	47,7648	39,80	129 Henriksen, Preben
37	94	31,24	3,0090	46,2110	38,51	126 Andersen, Soren
38	88	31,09	2,8305	43,4701	36,23	5 Karras, Pekka
39	102	39,74	2,5667	39,4186	32,85	98 Askeland, Chris Låstad
40	108	42,70	2,5293	38,8441	32,37	112 Rhule, William
41	64	25,61	2,4990	38,3795	31,98	49 Henneberg, Claus K
42	81	39,65	2,0429	31,3741	26,15	97 Andersen, Marius Wigen
43	44	26,07	1,6878	25,9203	21,60	64 Krogstrup, Thomas
44	74	45,48	1,6271	24,9885	20,82	62 Azzopardi, Raymond
45	14	18,63	0,7515	11,5410	9,62	71 Williams, Stephen
46	6	27,79	0,2159	3,3158	2,76	40 Fredriksen, Rene

# PRODUCTION -- Overall Stage Results

## Rooster Mountain 2008

Printed juli 27, 2008 at 17:58



### Stage 4 -- Small Pistol range

	PTS	TIME	HIT FACTOR	STAGE POINTS	STAGE PERCENT	COMPETITOR # Name
1	108	12,17	8,8743	120,0000	100,00	74 Manni, Matti
2	118	16,30	7,2393	97,8909	81,58	78 Skaarer, Even
3	108	15,23	7,0913	95,8897	79,91	93 Olsen, Rino
4	106	15,45	6,8608	92,7738	77,31	95 Kjelvei, Olav
5	95	14,71	6,4582	87,3291	72,77	102 Ruohonen, Tony
6	96	15,47	6,2056	83,9129	69,93	11 Marjoniemi, Esa
7	96	15,90	6,0377	81,6436	68,04	48 Ivaskevicius, Saulius
8	96	16,14	5,9480	80,4296	67,02	41 Karlsson, Peter
9	90	15,46	5,8215	78,7193	65,60	26 McKeown, Timo
10	89	15,31	5,8132	78,6073	65,51	43 Stangvik, Kent
11	102	17,56	5,8087	78,5459	65,45	121 Schieck, Peter
12	102	17,81	5,7271	77,4434	64,54	38 Kristiansen, Bard
13	110	19,97	5,5083	74,4839	62,07	4 Voss, Rene
14	100	19,26	5,1921	70,2088	58,51	84 Avdeev, Kirill
15	82	15,86	5,1702	69,9131	58,26	47 Larsen, Soren W
16	75	14,75	5,0847	68,7571	57,30	15 Hagemann, Lars
17	98	19,82	4,9445	66,8606	55,72	35 Wiel, Elisabeth
18	90	18,28	4,9234	66,5755	55,48	42 Johansson, Mikael
19	71	14,74	4,8168	65,1342	54,28	19 Romer, Jack
20	98	20,73	4,7274	63,9256	53,27	18 Heidelberg, Carsten
21	89	19,63	4,5339	61,3081	51,09	21 Hansen, GertErling
22	89	20,17	4,4125	59,6667	49,72	73 Aas, Jan-Erik
23	65	16,26	3,9975	54,0556	45,05	59 Skog, Mathias
24	94	23,98	3,9199	53,0062	44,17	94 Dovland, Bjørn Atle
25	62	15,91	3,8969	52,6950	43,91	31 Säkki, Kristian
26	73	18,76	3,8913	52,6185	43,85	76 Reistad, Øyvind
27	77	20,78	3,7055	50,1064	41,76	99 Johansen, Ronnie
28	80	22,08	3,6232	48,9936	40,83	68 Molin, Marcus
29	78	21,65	3,6028	48,7175	40,60	52 Roos, Gunnar
30	78	23,22	3,3592	45,4235	37,85	100 Alexandersen, Morten
31	76	23,56	3,2258	43,6201	36,35	83 Polishsuk, Andrei
32	63	21,01	2,9986	40,5474	33,79	32 Christensen, Christian
33	56	18,71	2,9931	40,4727	33,73	91 Birketvedt, Espen
34	77	26,00	2,9615	40,0466	33,37	89 Sondergaard, Erkki
35	94	31,87	2,9495	39,8836	33,24	120 Skov, Mogens
36	112	40,92	2,7370	37,0110	30,84	65 Hansen, Frank
37	49	25,77	1,9014	25,7116	21,43	109 Frydendal, Lars
38	0	20,07	0,0000	0,0000	0,00	90 Dahl, Øyvind
39	0	14,61	0,0000	0,0000	0,00	87 Doroshenko, Lidia

# OPEN -- Overall Stage Results

## Rooster Mountain 2008

Printed juli 27, 2008 at 17:58



### Stage 5 -- 200 m top left

	<b>PTS</b>	<b>TIME</b>	<b>HIT FACTOR</b>	<b>STAGE POINTS</b>	<b>STAGE PERCENT</b>	<b>COMPETITOR # Name</b>
1	40	3,33	12,0120	40,0000	100,00	9 Tran, Faj
2	37	3,51	10,5413	35,1026	87,76	7 Friberg, Glenn
3	40	3,98	10,0503	33,4673	83,67	45 Skoog, Lars Tony
4	38	3,86	9,8446	32,7824	81,96	6 Lee, Kyrre
5	37	4,02	9,2040	30,6493	76,62	111 Andersen, Tim
6	37	4,37	8,4668	28,1945	70,49	66 Larning, Bjarne
7	39	5,07	7,6923	25,6154	64,04	50 Franta, Steen
8	38	5,00	7,6000	25,3080	63,27	44 Lönn, Rolf
9	37	4,90	7,5510	25,1449	62,86	30 Schön, Marianne
10	36	4,81	7,4844	24,9231	62,31	105 Rasmussen, Erik
11	38	5,47	6,9470	23,1335	57,83	25 Schmitz, Henny
12	28	4,37	6,4073	21,3364	53,34	103 Sparby, Frank
13	23	3,73	6,1662	20,5335	51,33	29 Hansen, Johan
14	30	5,17	5,8027	19,3230	48,31	67 Almquist, Jim
15	21	4,01	5,2369	17,4389	43,60	33 Eliassen, Trond
16	40	9,97	4,0120	13,3601	33,40	58 Holsæter, Bjorn-Erik
17	22	5,81	3,7866	12,6093	31,52	80 Svendsen, K B
18	36	10,22	3,5225	11,7299	29,32	63 Neven, Mike
19	15	5,90	2,5424	8,4661	21,17	79 Poulsen, Knud Erik
20	14	8,48	1,6509	5,4976	13,74	110 Larsen, Per

# STANDARD -- Overall Stage Results

## Rooster Mountain 2008

Printed juli 27, 2008 at 17:58




### Stage 5 -- 200 m top left

	PTS	TIME	HIT FACTOR	STAGE POINTS	STAGE PERCENT	COMPETITOR # Name
1	40	3,80	10,5263	40,0000	100,00	16 Backstrom, Mats O.
2	38	3,88	9,7938	37,2165	93,04	125 Birkjær, Ulrik
3	36	3,92	9,1837	34,8980	87,24	56 Lindberg, Henrik
4	40	4,70	8,5106	32,3404	80,85	61 Jensen, Ralf K
5	38	4,81	7,9002	30,0208	75,05	75 Hirvikallio, Risto
6	39	5,03	7,7535	29,4632	73,66	86 Loktu, Trond Magne
7	38	4,91	7,7393	29,4094	73,52	60 Pedersen, Finn
8	37	5,04	7,3413	27,8968	69,74	122 Petersen, Kristian
9	36	5,09	7,0727	26,8762	67,19	124 Andreasen, Christian
10	40	6,05	6,6116	25,1240	62,81	39 Poikonen, Kristian
11	36	5,55	6,4865	24,6486	61,62	118 Aro, Petteri
12	38	6,02	6,3123	23,9867	59,97	55 Frandsen, Kim
13	32	5,12	6,2500	23,7500	59,38	57 Bach, Mads Peter
14	40	7,15	5,5944	21,2587	53,15	130 Jensen, Allan
15	28	5,10	5,4902	20,8627	52,16	82 Thingnes, Inge
16	24	4,52	5,3097	20,1770	50,44	13 Thomsen, Christian
17	36	6,87	5,2402	19,9127	49,78	127 Bressendorff, Per
18	24	4,67	5,1392	19,5289	48,82	51 Madsen, Bo S
19	32	6,25	5,1200	19,4560	48,64	113 Bickham, Michael
20	26	5,08	5,1181	19,4488	48,62	92 Rissmann, Rune
21	34	6,68	5,0898	19,3413	48,35	28 Miklaheim, Fredrik
22	40	7,96	5,0251	19,0955	47,74	117 Andersen, PeterMunk
23	38	7,64	4,9738	18,9005	47,25	123 Johansen, Finn
24	31	6,31	4,9128	18,6688	46,67	128 Buus, Niels
25	38	7,97	4,7679	18,1179	45,29	3 Weisinger, Mark
26	34	8,03	4,2341	16,0897	40,22	96 Erni, Martin
27	36	8,75	4,1143	15,6343	39,09	54 Jensen, Hans Jorgen
28	32	7,85	4,0764	15,4904	38,73	126 Andersen, Soren
29	26	6,41	4,0562	15,4134	38,53	22 Rittig, Claus
30	34	8,57	3,9673	15,0758	37,69	12 Lund, Bent
31	34	8,75	3,8857	14,7657	36,91	77 Rigtrup, Jørgen
32	35	9,77	3,5824	13,6131	34,03	98 Askeland, Chris Låstad
33	40	12,68	3,1546	11,9874	29,97	112 Rhule, William
34	32	10,42	3,0710	11,6699	29,17	129 Henriksen, Preben
35	24	7,96	3,0151	11,4573	28,64	72 Nielsen, Steen Pico
36	28	9,87	2,8369	10,7801	26,95	23 Iorentzen, Tom
37	22	7,90	2,7848	10,5823	26,46	49 Henneberg, Claus K
38	15	5,69	2,6362	10,0176	25,04	104 Walleen, Sigurd
39	34	13,85	2,4549	9,3285	23,32	64 Krogstrup, Thomas
40	40	16,32	2,4510	9,3137	23,28	17 Saxhoj, Ulrik
41	10	4,46	2,2422	8,5202	21,30	36 Dahlman, Roland
42	16	8,81	1,8161	6,9012	17,25	40 Fredriksen, Rene
43	10	15,49	0,6456	2,4532	6,13	5 Karras, Pekka
44	9	14,32	0,6285	2,3883	5,97	62 Azzopardi, Raymond
45	7	12,07	0,5800	2,2038	5,51	69 Linahl, Kalle
46	11	25,70	0,4280	1,6265	4,07	97 Andersen, Marius Wigen

# STANDARD -- Overall Stage Results

## Rooster Mountain 2008

Printed juli 27, 2008 at 17:58



### Stage 5 -- 200 m top left

PTS	TIME	HIT FACTOR	STAGE POINTS	STAGE PERCENT	COMPETITOR # Name
47	0	8,62	0,0000	0,00	71 Williams, Stephen

# PRODUCTION -- Overall Stage Results

## Rooster Mountain 2008

Printed juli 27, 2008 at 17:58



### Stage 5 -- 200 m top left

	PTS	TIME	HIT FACTOR	STAGE POINTS	STAGE PERCENT	COMPETITOR # Name
1	40	3,88	10,3093	40,0000	100,00	11 Marjoniemi, Esa
2	38	3,80	10,0000	38,8000	97,00	74 Manni, Matti
3	38	3,87	9,8191	38,0982	95,25	78 Skaarer, Even
4	38	3,93	9,6692	37,5165	93,79	93 Olsen, Rino
5	40	4,58	8,7336	33,8865	84,72	26 McKeown, Timo
6	38	4,44	8,5586	33,2072	83,02	38 Kristiansen, Bard
7	40	4,74	8,4388	32,7426	81,86	19 Romer, Jack
8	36	4,44	8,1081	31,4595	78,65	102 Ruohonen, Tony
9	34	4,53	7,5055	29,1214	72,80	47 Larsen, Soren W
10	38	5,18	7,3359	28,4633	71,16	4 Voss, Rene
11	32	4,68	6,8376	26,5299	66,32	48 Ivaskevicius, Saulius
12	36	5,33	6,7542	26,2064	65,52	35 Wiel, Elisabeth
13	32	5,01	6,3872	24,7824	61,96	31 Säkki, Kristian
14	38	6,12	6,2092	24,0915	60,23	18 Heidelbach, Carsten
15	34	5,82	5,8419	22,6667	56,67	59 Skog, Mathias
16	28	4,84	5,7851	22,4463	56,12	15 Hagemann, Lars
17	26	4,64	5,6034	21,7414	54,35	42 Johansson, Mikael
18	36	6,65	5,4135	21,0045	52,51	121 Schieck, Peter
19	26	4,97	5,2314	20,2978	50,74	95 Kjelvei, Olav
20	30	6,08	4,9342	19,1447	47,86	68 Molin, Marcus
21	38	7,78	4,8843	18,9512	47,38	89 Sondergaard, Erkki
22	32	6,58	4,8632	18,8693	47,17	94 Dovland, Bjørn Atle
23	34	7,17	4,7420	18,3989	46,00	32 Christensen, Christian
24	28	5,97	4,6901	18,1977	45,49	90 Dahl, Øyvind
25	28	6,21	4,5089	17,4944	43,74	21 Hansen, GertErling
26	26	5,84	4,4521	17,2740	43,18	73 Aas, Jan-Erik
27	30	7,19	4,1725	16,1892	40,47	84 Avdeev, Kirill
28	34	8,37	4,0621	15,7611	39,40	100 Alexandersen, Morten
29	36	9,14	3,9387	15,2823	38,21	120 Skov, Mogens
30	24	6,13	3,9152	15,1909	37,98	41 Karlsson, Peter
31	22	5,74	3,8328	14,8711	37,18	43 Stangvik, Kent
32	30	8,07	3,7175	14,4238	36,06	87 Doroshenko, Lidia
33	34	9,56	3,5565	13,7992	34,50	83 Polishsuk, Andrei
34	21	6,55	3,2061	12,4397	31,10	76 Reistad, Øyvind
35	26	8,80	2,9545	11,4636	28,66	52 Roos, Gunnar
36	21	9,51	2,2082	8,5678	21,42	109 Frydendal, Lars
37	21	10,01	2,0979	8,1399	20,35	99 Johansen, Ronnie
38	24	18,00	1,3333	5,1733	12,93	65 Hansen, Frank
39	4	5,91	0,6768	2,6261	6,57	91 Birketvedt, Espen

# OPEN -- Overall Stage Results

## Rooster Mountain 2008

Printed juli 27, 2008 at 17:58



### Stage 6 -- 200 m bottom left

	<b>PTS</b>	<b>TIME</b>	<b>HIT FACTOR</b>	<b>STAGE POINTS</b>	<b>STAGE PERCENT</b>	<b>COMPETITOR # Name</b>
1	102	15,47	6,5934	105,0000	100,00	9 Tran, Faj
2	101	17,32	5,8314	92,8652	88,44	50 Franta, Steen
3	103	17,70	5,8192	92,6709	88,26	66 Larning, Bjarne
4	94	17,26	5,4461	86,7294	82,60	29 Hansen, Johan
5	99	19,06	5,1941	82,7164	78,78	44 Lönn, Rolf
6	71	14,28	4,9720	79,1789	75,41	45 Skoog, Lars Tony
7	92	18,87	4,8755	77,6418	73,94	67 Almqvist, Jim
8	99	20,91	4,7346	75,3981	71,81	111 Andersen, Tim
9	97	21,08	4,6015	73,2792	69,79	105 Rasmussen, Erik
10	98	21,71	4,5140	71,8862	68,46	25 Schmitz, Henny
11	80	17,93	4,4618	71,0541	67,67	30 Schön, Marianne
12	102	23,73	4,2984	68,4513	65,19	79 Poulsen, Knud Erik
13	73	17,07	4,2765	68,1034	64,86	7 Friberg, Glenn
14	84	20,98	4,0038	63,7607	60,72	80 Svendsen, K B
15	69	21,44	3,2183	51,2512	48,81	33 Eliassen, Trond
16	97	31,72	3,0580	48,6988	46,38	103 Sparby, Frank
17	97	39,76	2,4396	38,8512	37,00	63 Neven, Mike
18	77	36,69	2,0987	33,4212	31,83	58 Holsæter, Bjorn-Erik
19	50	26,91	1,8580	29,5894	28,18	110 Larsen, Per
20	40	51,03	0,7839	12,4829	11,89	6 Lee, Kyrre

# STANDARD -- Overall Stage Results

## Rooster Mountain 2008

Printed juli 27, 2008 at 17:58



### Stage 6 -- 200 m bottom left

	PTS	TIME	HIT FACTOR	STAGE POINTS	STAGE PERCENT	COMPETITOR # Name
1	98	16,04	6,1097	105,0000	100,00	16 Backstrom, Mats O.
2	98	17,10	5,7310	98,4912	93,80	61 Jensen, Ralf K
3	102	19,57	5,2121	89,5730	85,31	51 Madsen, Bo S
4	78	15,83	4,9274	84,6801	80,65	13 Thomsen, Christian
5	94	19,34	4,8604	83,5293	79,55	86 Loktu, Trond Magne
6	86	18,95	4,5383	77,9932	74,28	39 Poikonen, Kristian
7	87	19,25	4,5195	77,6705	73,97	118 Aro, Petteri
8	94	22,26	4,2228	72,5722	69,12	122 Petersen, Kristian
9	93	22,41	4,1499	71,3196	67,92	75 Hirvikallio, Risto
10	84	20,48	4,1016	70,4883	67,13	125 Birkjær, Ulrik
11	97	23,95	4,0501	69,6039	66,29	96 Erni, Martin
12	91	22,90	3,9738	68,2926	65,04	55 Frandsen, Kim
13	70	17,72	3,9503	67,8894	64,66	36 Dahlman, Roland
14	87	22,45	3,8753	66,5994	63,43	56 Lindberg, Henrik
15	87	22,87	3,8041	65,3764	62,26	12 Lund, Bent
16	85	22,60	3,7611	64,6365	61,56	113 Bickham, Michael
17	93	24,76	3,7561	64,5505	61,48	64 Krogstrup, Thomas
18	90	25,25	3,5644	61,2560	58,34	128 Buus, Niels
19	85	25,97	3,2730	56,2490	53,57	77 Rigtrup, Jørgen
20	95	30,03	3,1635	54,3671	51,78	117 Andersen, PeterMunk
21	85	27,86	3,0510	52,4331	49,94	104 Walleen, Sigurd
22	63	20,67	3,0479	52,3803	49,89	124 Andreasen, Christian
23	91	31,14	2,9223	50,2216	47,83	23 Iorentzen, Tom
24	93	31,84	2,9209	50,1970	47,81	126 Andersen, Soren
25	85	29,79	2,8533	49,0361	46,70	17 Saxhoj, Ulrik
26	75	27,24	2,7533	47,3175	45,06	40 Fredriksen, Rene
27	95	34,89	2,7228	46,7940	44,57	57 Bach, Mads Peter
28	70	26,49	2,6425	45,4134	43,25	22 Rittig, Claus
29	93	36,80	2,5272	43,4313	41,36	123 Johansen, Finn
30	95	39,46	2,4075	41,3746	39,40	3 Weisinger, Mark
31	82	34,27	2,3928	41,1213	39,16	71 Williams, Stephen
32	74	32,02	2,3111	39,7171	37,83	127 Bressendorff, Per
33	91	39,56	2,3003	39,5324	37,65	49 Henneberg, Claus K
34	97	43,40	2,2350	38,4105	36,58	28 Miklaheim, Fredrik
35	80	35,87	2,2303	38,3289	36,50	72 Nielsen, Steen Pico
36	63	29,83	2,1120	36,2957	34,57	92 Rissmann, Rune
37	95	46,06	2,0625	35,4460	33,76	60 Pedersen, Finn
38	62	32,55	1,9048	32,7347	31,18	129 Henriksen, Preben
39	69	36,64	1,8832	32,3639	30,82	54 Jensen, Hans Jorgen
40	59	35,15	1,6785	28,8466	27,47	5 Karras, Pekka
41	47	30,19	1,5568	26,7548	25,48	130 Jensen, Allan
42	69	46,72	1,4769	25,3813	24,17	98 Askeland, Chris Låstad
43	55	37,77	1,4562	25,0255	23,83	69 Linahl, Kalle
44	104	84,11	1,2365	21,2497	20,24	112 Rhule, William
45	32	28,47	1,1240	19,3166	18,40	82 Thingnes, Inge
46	23	36,46	0,6308	10,8412	10,32	62 Azzopardi, Raymond

# STANDARD -- Overall Stage Results

## Rooster Mountain 2008

Printed juli 27, 2008 at 17:58



### Stage 6 -- 200 m bottom left

PTS	TIME	HIT FACTOR	STAGE POINTS	STAGE PERCENT	COMPETITOR # Name
47	0	118,78	0,0000	0,00	97 Andersen, Marius Wigen

# PRODUCTION -- Overall Stage Results

## Rooster Mountain 2008

Printed juli 27, 2008 at 17:58



### Stage 6 -- 200 m bottom left

	PTS	TIME	HIT FACTOR	STAGE POINTS	STAGE PERCENT	COMPETITOR # Name
1	91	15,29	5,9516	105,0000	100,00	74 Manni, Matti
2	95	16,16	5,8787	103,7141	98,78	19 Romer, Jack
3	85	15,16	5,6069	98,9180	94,21	102 Ruohonen, Tony
4	91	17,68	5,1471	90,8060	86,48	93 Olsen, Rino
5	84	17,05	4,9267	86,9181	82,78	15 Hagemann, Lars
6	89	18,34	4,8528	85,6143	81,54	48 Ivaskevicius, Saulius
7	89	18,87	4,7165	83,2096	79,25	78 Skaarer, Even
8	89	19,49	4,5664	80,5626	76,73	47 Larsen, Soren W
9	84	20,01	4,1979	74,0607	70,53	26 McKeown, Timo
10	84	20,52	4,0936	72,2200	68,78	43 Stangvik, Kent
11	95	24,87	3,8199	67,3912	64,18	42 Johansson, Mikael
12	91	23,88	3,8107	67,2299	64,03	18 Heidelbach, Carsten
13	77	20,41	3,7727	66,5584	63,39	41 Karlsson, Peter
14	103	27,58	3,7346	65,8868	62,75	21 Hansen, GertErling
15	91	24,56	3,7052	65,3685	62,26	84 Avdeev, Kirill
16	66	18,81	3,5088	61,9028	58,96	121 Schieck, Peter
17	88	26,63	3,3045	58,2998	55,52	95 Kjelvei, Olav
18	83	26,11	3,1789	56,0824	53,41	4 Voss, Rene
19	91	29,52	3,0827	54,3852	51,80	99 Johansen, Ronnie
20	76	24,72	3,0744	54,2401	51,66	59 Skog, Mathias
21	67	21,85	3,0664	54,0977	51,52	83 Polishsuk, Andrei
22	93	31,71	2,9328	51,7419	49,28	73 Aas, Jan-Erik
23	91	31,44	2,8944	51,0639	48,63	89 Sondergaard, Erkki
24	68	23,78	2,8595	50,4490	48,05	68 Molin, Marcus
25	77	29,95	2,5710	45,3575	43,20	52 Roos, Gunnar
26	54	21,40	2,5234	44,5180	42,40	91 Birketvedt, Espen
27	53	21,09	2,5130	44,3358	42,22	11 Marjoniemi, Esa
28	63	26,53	2,3747	41,8947	39,90	38 Kristiansen, Bard
29	99	45,73	2,1649	38,1935	36,37	87 Doroshenko, Lidia
30	72	33,76	2,1327	37,6258	35,83	32 Christensen, Christian
31	97	47,57	2,0391	35,9744	34,26	65 Hansen, Frank
32	46	22,81	2,0167	35,5785	33,88	31 Säkki, Kristian
33	80	42,25	1,8935	33,4056	31,81	100 Alexandersen, Morten
34	55	36,11	1,5231	26,8714	25,59	120 Skov, Mogens
35	44	28,91	1,5220	26,8510	25,57	76 Reistad, Øyvind
36	47	41,03	1,1455	20,2093	19,25	90 Dahl, Øyvind
37	62	56,95	1,0887	19,2067	18,29	35 Wiel, Elisabeth
38	35	34,10	1,0264	18,1079	17,25	109 Frydendal, Lars
39	52	52,48	0,9909	17,4809	16,65	94 Dovland, Bjørn Atle

# OPEN -- Overall Stage Results

## Rooster Mountain 2008

Printed juli 27, 2008 at 17:58



### Stage 7 -- Left mid, 300 m range

	<b>PTS</b>	<b>TIME</b>	<b>HIT FACTOR</b>	<b>STAGE POINTS</b>	<b>STAGE PERCENT</b>	<b>COMPETITOR # Name</b>
1	72	7,93	9,0794	75,0000	100,00	9 Tran, Faj
2	68	8,10	8,3951	69,3467	92,46	45 Skoog, Lars Tony
3	71	8,66	8,1986	67,7240	90,30	29 Hansen, Johan
4	71	8,94	7,9418	65,6029	87,47	103 Sparby, Frank
5	73	10,22	7,1429	59,0030	78,67	7 Friberg, Glenn
6	73	10,31	7,0805	58,4879	77,98	6 Lee, Kyrre
7	71	10,17	6,9813	57,6686	76,89	44 Lönn, Rolf
8	72	10,53	6,8376	56,4815	75,31	105 Rasmussen, Erik
9	70	10,34	6,7698	55,9216	74,56	30 Schön, Marianne
10	74	11,56	6,4014	52,8781	70,50	66 Larning, Bjarne
11	73	11,42	6,3923	52,8030	70,40	79 Poulsen, Knud Erik
12	71	11,82	6,0068	49,6184	66,16	67 Almqvist, Jim
13	55	9,83	5,5951	46,2180	61,62	50 Franta, Steen
14	70	12,76	5,4859	45,3158	60,42	80 Svendsen, K B
15	72	13,63	5,2825	43,6354	58,18	111 Andersen, Tim
16	56	11,13	5,0314	41,5618	55,42	25 Schmitz, Henny
17	72	14,41	4,9965	41,2734	55,03	33 Eliassen, Trond
18	65	16,47	3,9466	32,6003	43,47	58 Holsæter, Bjorn-Erik
19	75	20,03	3,7444	30,9302	41,24	63 Neven, Mike
20	12	13,71	0,8753	7,2301	9,64	110 Larsen, Per

# STANDARD -- Overall Stage Results

## Rooster Mountain 2008

Printed juli 27, 2008 at 17:58




### Stage 7 -- Left mid, 300 m range

	PTS	TIME	HIT FACTOR	STAGE POINTS	STAGE PERCENT	COMPETITOR # Name
1	73	9,39	7,7742	75,0000	100,00	13 Thomsen, Christian
2	74	9,79	7,5587	72,9211	97,23	61 Jensen, Ralf K
3	73	9,69	7,5335	72,6780	96,90	86 Loktu, Trond Magne
4	68	9,03	7,5305	72,6482	96,86	51 Madsen, Bo S
5	71	9,68	7,3347	70,7599	94,35	125 Birkjær, Ulrik
6	68	9,60	7,0833	68,3348	91,11	16 Backstrom, Mats O.
7	69	10,00	6,9000	66,5661	88,75	118 Aro, Petteri
8	71	10,47	6,7813	65,4208	87,23	128 Buus, Niels
9	73	10,87	6,7157	64,7884	86,38	56 Lindberg, Henrik
10	75	11,20	6,6964	64,6022	86,14	75 Hirvikallio, Risto
11	70	10,60	6,6038	63,7083	84,94	39 Poikonen, Kristian
12	70	10,67	6,5605	63,2904	84,39	122 Petersen, Kristian
13	73	11,68	6,2500	60,2954	80,39	92 Rissmann, Rune
14	75	12,40	6,0484	58,3504	77,80	113 Bickham, Michael
15	73	12,67	5,7616	55,5841	74,11	117 Andersen, PeterMunk
16	65	11,59	5,6083	54,1046	72,14	82 Thingnes, Inge
17	63	11,56	5,4498	52,5759	70,10	104 Walleen, Sigurd
18	75	13,87	5,4074	52,1661	69,55	72 Nielsen, Steen Pico
19	67	12,51	5,3557	51,6680	68,89	96 Erni, Martin
20	56	10,55	5,3081	51,2082	68,28	124 Andreasen, Christian
21	69	13,50	5,1111	49,3082	65,74	49 Henneberg, Claus K
22	71	14,13	5,0248	48,4753	64,63	54 Jensen, Hans Jorgen
23	63	12,56	5,0159	48,3899	64,52	22 Rittig, Claus
24	65	12,99	5,0038	48,2734	64,36	77 Rigtrup, Jørgen
25	69	13,79	5,0036	48,2713	64,36	123 Johansen, Finn
26	71	14,48	4,9033	47,3036	63,07	130 Jensen, Allan
27	69	14,08	4,9006	47,2771	63,04	5 Karras, Pekka
28	71	14,60	4,8630	46,9148	62,55	36 Dahlman, Roland
29	72	14,84	4,8518	46,8061	62,41	17 Saxhoj, Ulrik
30	65	13,77	4,7204	45,5390	60,72	64 Krogstrup, Thomas
31	75	16,01	4,6846	45,1933	60,26	23 Iorentzen, Tom
32	63	13,55	4,6494	44,8544	59,81	71 Williams, Stephen
33	73	15,78	4,6261	44,6293	59,51	28 Miklaheim, Fredrik
34	59	12,80	4,6094	44,4678	59,29	12 Lund, Bent
35	69	15,22	4,5335	43,7359	58,31	40 Fredriksen, Rene
36	61	13,90	4,3885	42,3369	56,45	55 Frandsen, Kim
37	71	16,50	4,3030	41,5125	55,35	127 Bressendorff, Per
38	54	12,56	4,2994	41,4771	55,30	57 Bach, Mads Peter
39	71	16,67	4,2591	41,0891	54,79	3 Weisinger, Mark
40	75	17,87	4,1970	40,4893	53,99	98 Askeland, Chris Låstad
41	73	18,06	4,0421	38,9950	51,99	126 Andersen, Soren
42	71	18,71	3,7948	36,6091	48,81	129 Henriksen, Preben
43	70	19,73	3,5479	34,2275	45,64	69 Linahl, Kalle
44	75	22,56	3,3245	32,0720	42,76	62 Azzopardi, Raymond
45	75	30,22	2,4818	23,9426	31,92	112 Rhule, William
46	67	27,58	2,4293	23,4361	31,25	97 Andersen, Marius Wigen

# STANDARD -- Overall Stage Results

## Rooster Mountain 2008

Printed juli 27, 2008 at 17:58



### Stage 7 -- Left mid, 300 m range

PTS	TIME	HIT FACTOR	STAGE POINTS	STAGE PERCENT	COMPETITOR # Name	
47	73	54,79	1,3324	12,8536	17,14	60 Pedersen, Finn

# PRODUCTION -- Overall Stage Results

## Rooster Mountain 2008

Printed juli 27, 2008 at 17:58



### Stage 7 -- Left mid, 300 m range

	PTS	TIME	HIT FACTOR	STAGE POINTS	STAGE PERCENT	COMPETITOR # Name
1	73	8,21	8,8916	75,0000	100,00	74 Manni, Matti
2	75	9,69	7,7399	65,2859	87,05	102 Ruohonen, Tony
3	67	8,75	7,6571	64,5875	86,12	15 Hagemann, Lars
4	69	9,25	7,4595	62,9200	83,89	78 Skaarer, Even
5	73	9,82	7,4338	62,7037	83,60	43 Stangvik, Kent
6	75	10,54	7,1157	60,0209	80,03	26 McKeown, Timo
7	65	9,30	6,9892	58,9538	78,61	93 Olsen, Rino
8	73	10,49	6,9590	58,6988	78,27	95 Kjelvei, Olav
9	67	9,80	6,8367	57,6674	76,89	38 Kristiansen, Bard
10	67	9,87	6,7882	57,2584	76,34	48 Ivaskevicius, Saulius
11	71	10,50	6,7619	57,0362	76,05	11 Marjoniemi, Esa
12	71	10,58	6,7108	56,6049	75,47	19 Romer, Jack
13	65	10,10	6,4356	54,2842	72,38	47 Larsen, Soren W
14	73	11,52	6,3368	53,4505	71,27	21 Hansen, GertErling
15	71	11,25	6,3111	53,2338	70,98	31 Säkki, Kristian
16	69	10,96	6,2956	53,1031	70,80	68 Molin, Marcus
17	67	11,02	6,0799	51,2832	68,38	35 Wiel, Elisabeth
18	71	11,77	6,0323	50,8819	67,84	121 Schieck, Peter
19	67	11,17	5,9982	50,5945	67,46	91 Birketvedt, Espen
20	71	11,93	5,9514	50,1995	66,93	59 Skog, Mathias
21	73	13,51	5,4034	45,5773	60,77	32 Christensen, Christian
22	69	12,90	5,3488	45,1171	60,16	84 Avdeev, Kirill
23	73	13,85	5,2708	44,4585	59,28	89 Sondergaard, Erkki
24	59	11,49	5,1349	43,3125	57,75	99 Johansen, Ronnie
25	63	12,42	5,0725	42,7859	57,05	18 Heidelberg, Carsten
26	65	13,56	4,7935	40,4329	53,91	4 Voss, Rene
27	73	15,42	4,7341	39,9319	53,24	83 Polishsuk, Andrei
28	71	15,05	4,7176	39,7927	53,06	109 Frydendal, Lars
29	71	15,66	4,5338	38,2427	50,99	42 Johansson, Mikael
30	61	13,62	4,4787	37,7776	50,37	76 Reistad, Øyvind
31	58	13,05	4,4444	37,4886	49,98	52 Roos, Gunnar
32	65	15,30	4,2484	35,8347	47,78	65 Hansen, Frank
33	73	17,27	4,2270	35,6543	47,54	100 Alexandersen, Morten
34	73	17,33	4,2123	35,5309	47,37	120 Skov, Mogens
35	69	16,54	4,1717	35,1880	46,92	73 Aas, Jan-Erik
36	61	14,68	4,1553	35,0498	46,73	90 Dahl, Øyvind
37	60	15,02	3,9947	33,6948	44,93	41 Karlsson, Peter
38	69	21,81	3,1637	26,6855	35,58	87 Doroshenko, Lidia
39	73	24,56	2,9723	25,0713	33,43	94 Dovland, Bjørn Atle

# OPEN -- Overall Stage Results

## Rooster Mountain 2008

Printed juli 27, 2008 at 17:58



### Stage 8 -- Large Pistol range - left

	<b>PTS</b>	<b>TIME</b>	<b>HIT FACTOR</b>	<b>STAGE POINTS</b>	<b>STAGE PERCENT</b>	<b>COMPETITOR # Name</b>
1	72	10,95	6,5753	80,0000	100,00	9 Tran, Faj
2	68	11,38	5,9754	72,7006	90,88	45 Skoog, Lars Tony
3	64	11,18	5,7245	69,6482	87,06	29 Hansen, Johan
4	70	13,56	5,1622	62,8073	78,51	66 Larning, Bjarne
5	73	14,41	5,0659	61,6354	77,04	44 Lönn, Rolf
6	58	11,59	5,0043	60,8858	76,11	7 Friberg, Glenn
7	52	10,91	4,7663	57,9896	72,49	6 Lee, Kyrre
8	62	13,61	4,5555	55,4249	69,28	50 Franta, Steen
9	74	16,86	4,3891	53,4006	66,75	79 Poulsen, Knud Erik
10	71	16,22	4,3773	53,2573	66,57	25 Schmitz, Henny
11	54	13,56	3,9823	48,4513	60,56	105 Rasmussen, Erik
12	52	13,12	3,9634	48,2215	60,28	103 Sparby, Frank
13	52	13,60	3,8235	46,5196	58,15	111 Andersen, Tim
14	69	19,39	3,5585	43,2955	54,12	67 Almqvist, Jim
15	62	18,13	3,4197	41,6069	52,01	80 Svendsen, K B
16	57	17,49	3,2590	39,6512	49,56	33 Eliassen, Trond
17	43	13,63	3,1548	38,3835	47,98	30 Schön, Marianne
18	47	17,55	2,6781	32,5831	40,73	110 Larsen, Per
19	58	22,29	2,6021	31,6584	39,57	63 Neven, Mike
20	56	40,30	1,3896	16,9065	21,13	58 Holsæter, Bjorn-Erik

# STANDARD -- Overall Stage Results

## Rooster Mountain 2008

Printed juli 27, 2008 at 17:58



### Stage 8 -- Large Pistol range - left

	PTS	TIME	HIT FACTOR	STAGE POINTS	STAGE PERCENT	COMPETITOR # Name
1	69	11,74	5,8773	80,0000	100,00	128 Buus, Niels
2	74	13,09	5,6532	76,9487	96,19	61 Jensen, Ralf K
3	62	11,46	5,4101	73,6404	92,05	125 Birkjær, Ulrik
4	68	13,58	5,0074	68,1582	85,20	86 Loktu, Trond Magne
5	64	13,63	4,6955	63,9136	79,89	56 Lindberg, Henrik
6	76	17,69	4,2962	58,4783	73,10	54 Jensen, Hans Jorgen
7	75	17,62	4,2565	57,9381	72,42	17 Saxhoj, Ulrik
8	57	13,78	4,1364	56,3034	70,38	51 Madsen, Bo S
9	72	18,18	3,9604	53,9073	67,38	39 Poikonen, Kristian
10	56	14,55	3,8488	52,3883	65,49	57 Bach, Mads Peter
11	64	16,90	3,7870	51,5469	64,43	60 Pedersen, Finn
12	66	17,48	3,7757	51,3939	64,24	22 Rittig, Claus
13	49	13,12	3,7348	50,8360	63,54	16 Backstrom, Mats O.
14	60	16,42	3,6541	49,7379	62,17	12 Lund, Bent
15	73	20,71	3,5249	47,9791	59,97	3 Weisinger, Mark
16	58	18,08	3,2080	43,6655	54,58	126 Andersen, Soren
17	43	13,72	3,1341	42,6602	53,33	55 Frandsen, Kim
18	54	17,24	3,1323	42,6349	53,29	118 Aro, Petteri
19	52	16,65	3,1231	42,5107	53,14	96 Erni, Martin
20	66	22,61	2,9191	39,7331	49,67	117 Andersen, PeterMunk
21	41	14,44	2,8393	38,6479	48,31	92 Rissmann, Rune
22	52	18,52	2,8078	38,2183	47,77	130 Jensen, Allan
23	67	25,08	2,6715	36,3627	45,45	28 Miklaheim, Fredrik
24	46	17,29	2,6605	36,2136	45,27	122 Petersen, Kristian
25	59	22,18	2,6601	36,2076	45,26	98 Askeland, Chris Låstad
26	60	23,26	2,5795	35,1116	43,89	5 Karras, Pekka
27	45	17,46	2,5773	35,0814	43,85	64 Krogstrup, Thomas
28	34	14,57	2,3336	31,7635	39,70	36 Dahlman, Roland
29	32	13,74	2,3290	31,7010	39,63	71 Williams, Stephen
30	56	24,19	2,3150	31,5109	39,39	127 Bressendorff, Per
31	40	17,43	2,2949	31,2372	39,05	75 Hirvikallio, Risto
32	41	18,27	2,2441	30,5460	38,18	104 Walleen, Sigurd
33	51	23,18	2,2002	29,9479	37,43	82 Thingnes, Inge
34	38	19,98	1,9019	25,8879	32,36	123 Johansen, Finn
35	21	11,40	1,8421	25,0740	31,34	13 Thomsen, Christian
36	53	29,60	1,7905	24,3721	30,47	129 Henriksen, Preben
37	65	36,54	1,7789	24,2133	30,27	112 Rhule, William
38	29	16,81	1,7252	23,4822	29,35	40 Fredriksen, Rene
39	24	17,86	1,3438	18,2911	22,86	69 Linahl, Kalle
40	20	20,05	0,9975	13,5777	16,97	77 Rigtrup, Jørgen
41	12	17,28	0,6944	9,4525	11,82	49 Henneberg, Claus K
42	11	17,37	0,6333	8,6199	10,77	72 Nielsen, Steen Pico
43	6	28,27	0,2122	2,8889	3,61	62 Azzopardi, Raymond
44	1	14,14	0,0707	0,9626	1,20	124 Andreasen, Christian
45	0	34,45	0,0000	0,0000	0,00	97 Andersen, Marius Wigen
46	0	14,20	0,0000	0,0000	0,00	23 Iorentzen, Tom

# PRODUCTION -- Overall Stage Results

## Rooster Mountain 2008

Printed juli 27, 2008 at 17:58



### Stage 8 -- Large Pistol range - left

	PTS	TIME	HIT FACTOR	STAGE POINTS	STAGE PERCENT	COMPETITOR # Name
1	68	13,05	5,2107	80,0000	100,00	26 McKeown, Timo
2	64	12,31	5,1990	79,8203	99,78	11 Marjoniemi, Esa
3	70	14,18	4,9365	75,7903	94,74	93 Olsen, Rino
4	62	13,14	4,7184	72,4416	90,55	102 Ruohonen, Tony
5	62	13,56	4,5723	70,1978	87,75	15 Hagemann, Lars
6	60	13,57	4,4215	67,8833	84,85	78 Skaarer, Even
7	64	14,53	4,4047	67,6248	84,53	41 Karlsson, Peter
8	62	14,79	4,1920	64,3599	80,45	18 Heidelberg, Carsten
9	70	16,79	4,1691	64,0087	80,01	48 Ivaskevicius, Saulius
10	45	11,65	3,8627	59,3032	74,13	19 Romer, Jack
11	68	17,93	3,7925	58,2264	72,78	21 Hansen, GertErling
12	56	15,08	3,7135	57,0136	71,27	38 Kristiansen, Bard
13	66	18,32	3,6026	55,3108	69,14	84 Avdeev, Kirill
14	56	16,57	3,3796	51,8868	64,86	73 Aas, Jan-Erik
15	62	18,37	3,3751	51,8172	64,77	35 Wiel, Elisabeth
16	37	11,32	3,2686	50,1819	62,73	74 Manni, Matti
17	45	14,06	3,2006	49,1381	61,42	4 Voss, Rene
18	48	15,12	3,1746	48,7395	60,92	31 Säkki, Kristian
19	45	14,76	3,0488	46,8077	58,51	42 Johansson, Mikael
20	44	14,45	3,0450	46,7494	58,44	47 Larsen, Soren W
21	49	16,70	2,9341	45,0476	56,31	99 Johansen, Ronnie
22	50	17,54	2,8506	43,7655	54,71	76 Reistad, Øyvind
23	50	17,62	2,8377	43,5668	54,46	91 Birketvedt, Espen
24	70	28,62	2,4458	37,5509	46,94	83 Polishsuk, Andrei
25	58	24,99	2,3209	35,6331	44,54	109 Frydendal, Lars
26	45	20,11	2,2377	34,3552	42,94	95 Kjelvei, Olav
27	52	24,18	2,1505	33,0171	41,27	65 Hansen, Frank
28	37	17,50	2,1143	32,4605	40,58	120 Skov, Mogens
29	35	16,75	2,0896	32,0808	40,10	43 Stangvik, Kent
30	25	13,03	1,9186	29,4569	36,82	59 Skog, Mathias
31	33	17,34	1,9031	29,2184	36,52	32 Christensen, Christian
32	33	17,37	1,8998	29,1679	36,46	68 Molin, Marcus
33	36	21,99	1,6371	25,1344	31,42	89 Sondergaard, Erkki
34	28	17,16	1,6317	25,0514	31,31	121 Schieck, Peter
35	25	17,22	1,4518	22,2894	27,86	52 Roos, Gunnar
36	62	58,25	1,0644	16,3413	20,43	87 Doroshenko, Lidia
37	7	20,79	0,3367	5,1693	6,46	94 Dovland, Bjørn Atle
38	0	23,22	0,0000	0,0000	0,00	100 Alexandersen, Morten
39	0	17,47	0,0000	0,0000	0,00	90 Dahl, Øyvind

# OPEN -- Overall Stage Results

## Rooster Mountain 2008

Printed juli 27, 2008 at 17:58



### Stage 9 -- Large pistol, right

	<b>PTS</b>	<b>TIME</b>	<b>HIT FACTOR</b>	<b>STAGE POINTS</b>	<b>STAGE PERCENT</b>	<b>COMPETITOR # Name</b>
1	37	3,95	9,3671	40,0000	100,00	29 Hansen, Johan
2	37	3,97	9,3199	39,7985	99,50	111 Andersen, Tim
3	39	4,33	9,0069	38,4620	96,16	6 Lee, Kyrre
4	40	4,46	8,9686	38,2984	95,75	45 Skoog, Lars Tony
5	37	4,24	8,7264	37,2641	93,16	103 Sparby, Frank
6	35	4,26	8,2160	35,0844	87,71	66 Larning, Bjarne
7	36	4,54	7,9295	33,8612	84,65	105 Rasmussen, Erik
8	32	4,08	7,8431	33,4923	83,73	7 Friberg, Glenn
9	39	5,01	7,7844	33,2416	83,10	25 Schmitz, Henny
10	35	4,63	7,5594	32,2807	80,70	50 Franta, Steen
11	37	4,92	7,5203	32,1138	80,28	67 Almqvist, Jim
12	35	4,86	7,2016	30,7530	76,88	30 Schön, Marianne
13	36	5,83	6,1750	26,3687	65,92	44 Lönn, Rolf
14	40	6,48	6,1728	26,3597	65,90	79 Poulsen, Knud Erik
15	24	3,91	6,1381	26,2114	65,53	9 Tran, Faj
16	38	6,58	5,7751	24,6611	61,65	110 Larsen, Per
17	36	6,74	5,3412	22,8086	57,02	63 Neven, Mike
18	39	8,20	4,7561	20,3098	50,77	33 Eliassen, Trond
19	23	9,70	2,3711	10,1254	25,31	58 Holsæter, Bjorn-Erik
20	18	9,22	1,9523	8,3368	20,84	80 Svendsen, K B

# STANDARD -- Overall Stage Results

## Rooster Mountain 2008

Printed juli 27, 2008 at 17:58



### Stage 9 -- Large pistol, right

	PTS	TIME	HIT FACTOR	STAGE POINTS	STAGE PERCENT	COMPETITOR # Name
1	39	4,31	9,0487	40,0000	100,00	16 Backstrom, Mats O.
2	40	4,74	8,4388	37,3039	93,26	124 Andreasen, Christian
3	40	4,81	8,3160	36,7610	91,90	51 Madsen, Bo S
4	38	4,74	8,0169	35,4387	88,60	86 Loktu, Trond Magne
5	37	4,76	7,7731	34,3611	85,90	36 Dahlman, Roland
6	34	4,50	7,5556	33,3994	83,50	118 Aro, Petteri
7	38	5,56	6,8345	30,2121	75,53	75 Hirvikallio, Risto
8	40	5,90	6,7797	29,9696	74,92	113 Bickham, Michael
9	36	5,35	6,7290	29,7455	74,36	22 Rittig, Claus
10	34	5,18	6,5637	29,0149	72,54	13 Thomsen, Christian
11	33	5,03	6,5606	29,0014	72,50	39 Poikonen, Kristian
12	32	4,95	6,4646	28,5771	71,44	125 Birkjær, Ulrik
13	39	6,14	6,3518	28,0782	70,20	128 Buus, Niels
14	40	6,41	6,2402	27,5851	68,96	104 Walleen, Sigurd
15	32	5,36	5,9701	26,3911	65,98	64 Krogstrup, Thomas
16	30	5,49	5,4645	24,1558	60,39	49 Henneberg, Claus K
17	30	5,55	5,4054	23,8947	59,74	92 Rissmann, Rune
18	36	6,95	5,1799	22,8976	57,24	61 Jensen, Ralf K
19	36	6,99	5,1502	22,7666	56,92	54 Jensen, Hans Jorgen
20	28	5,62	4,9822	22,0239	55,06	55 Frandsen, Kim
21	40	8,25	4,8485	21,4328	53,58	117 Andersen, PeterMunk
22	36	7,43	4,8452	21,4184	53,55	130 Jensen, Allan
23	28	5,85	4,7863	21,1580	52,90	77 Rigtrup, Jørgen
24	38	8,40	4,5238	19,9976	49,99	3 Weisinger, Mark
25	34	7,63	4,4561	19,6982	49,25	12 Lund, Bent
26	38	8,99	4,2269	18,6851	46,71	69 Linahl, Kalle
27	23	6,03	3,8143	16,8610	42,15	122 Petersen, Kristian
28	28	7,38	3,7940	16,7716	41,93	123 Johansen, Finn
29	19	5,16	3,6822	16,2771	40,69	71 Williams, Stephen
30	21	5,90	3,5593	15,7340	39,34	57 Bach, Mads Peter
31	28	8,81	3,1782	14,0493	35,12	28 Miklaheim, Fredrik
32	23	7,34	3,1335	13,8517	34,63	82 Thingnes, Inge
33	38	13,39	2,8379	12,5451	31,36	96 Erni, Martin
34	19	7,14	2,6611	11,7633	29,41	72 Nielsen, Steen Pico
35	26	9,82	2,6477	11,7040	29,26	127 Bressendorff, Per
36	23	8,95	2,5698	11,3600	28,40	112 Rhule, William
37	11	4,62	2,3810	10,5250	26,31	56 Lindberg, Henrik
38	38	20,14	1,8868	8,3406	20,85	5 Karras, Pekka
39	11	6,49	1,6949	7,4924	18,73	40 Fredriksen, Rene
40	19	12,68	1,4984	6,6238	16,56	60 Pedersen, Finn
41	11	7,70	1,4286	6,3150	15,79	129 Henriksen, Preben
42	9	10,18	0,8841	3,9081	9,77	98 Askeland, Chris Låstad
43	6	9,62	0,6237	2,7571	6,89	114 Lager, Thomas
44	2	7,12	0,2809	1,2417	3,10	23 Iorentzen, Tom
45	3	16,47	0,1821	0,8052	2,01	97 Andersen, Marius Wigen
46	0	4,95	0,0000	0,0000	0,00	62 Azzopardi, Raymond

# STANDARD -- Overall Stage Results

## Rooster Mountain 2008

Printed juli 27, 2008 at 17:58



### Stage 9 -- Large pistol, right

PTS	TIME	HIT FACTOR	STAGE POINTS	STAGE PERCENT	COMPETITOR # Name
47	0	4,82	0,0000	0,00	17 Saxhoj, Ulrik

# PRODUCTION -- Overall Stage Results

## Rooster Mountain 2008

Printed juli 27, 2008 at 17:58



### Stage 9 -- Large pistol, right

	PTS	TIME	HIT FACTOR	STAGE POINTS	STAGE PERCENT	COMPETITOR # Name
1	40	4,57	8,7527	40,0000	100,00	48 Ivaskevicius, Saulius
2	34	3,92	8,6735	39,6378	99,09	43 Stangvik, Kent
3	36	4,18	8,6124	39,3589	98,40	15 Hagemann, Lars
4	34	3,95	8,6076	39,3367	98,34	74 Manni, Matti
5	40	4,68	8,5470	39,0598	97,65	26 McKeown, Timo
6	36	4,45	8,0899	36,9708	92,43	95 Kjelvei, Olav
7	38	4,88	7,7869	35,5861	88,97	78 Skaarer, Even
8	32	4,24	7,5472	34,4906	86,23	31 Säkki, Kristian
9	36	4,98	7,2289	33,0361	82,59	93 Olsen, Rino
10	38	5,28	7,1970	32,8902	82,23	19 Romer, Jack
11	34	4,78	7,1130	32,5063	81,27	68 Molin, Marcus
12	34	5,08	6,6929	30,5866	76,47	121 Schieck, Peter
13	34	5,34	6,3670	29,0974	72,74	11 Marjoniemi, Esa
14	38	6,01	6,3228	28,8952	72,24	18 Heidelberg, Carsten
15	32	5,17	6,1896	28,2863	70,72	21 Hansen, GertErling
16	23	3,72	6,1828	28,2554	70,64	38 Kristiansen, Bard
17	30	5,05	5,9406	27,1485	67,87	35 Wiel, Elisabeth
18	36	6,11	5,8920	26,9263	67,32	59 Skog, Mathias
19	36	6,15	5,8537	26,7512	66,88	99 Johansen, Ronnie
20	36	6,55	5,4962	25,1176	62,79	102 Ruohonen, Tony
21	36	6,72	5,3571	24,4821	61,21	84 Avdeev, Kirill
22	30	5,66	5,3004	24,2226	60,56	42 Johansson, Mikael
23	38	7,36	5,1630	23,5951	58,99	100 Alexandersen, Morten
24	28	5,53	5,0633	23,1392	57,85	47 Larsen, Soren W
25	36	7,22	4,9861	22,7867	56,97	41 Karlsson, Peter
26	34	7,38	4,6070	21,0542	52,64	52 Roos, Gunnar
27	38	8,55	4,4444	20,3111	50,78	94 Dovland, Bjørn Atle
28	28	6,33	4,4234	20,2149	50,54	76 Reistad, Øyvind
29	28	6,45	4,3411	19,8388	49,60	89 Sondergaard, Erkki
30	32	7,93	4,0353	18,4414	46,10	109 Frydendal, Lars
31	26	6,79	3,8292	17,4993	43,75	73 Aas, Jan-Erik
32	32	8,94	3,5794	16,3579	40,89	91 Birketvedt, Espen
33	19	5,72	3,3217	15,1801	37,95	4 Voss, Rene
34	17	5,60	3,0357	13,8732	34,68	90 Dahl, Øyvind
35	25	10,96	2,2810	10,4243	26,06	83 Polishsuk, Andrei
36	17	7,65	2,2222	10,1556	25,39	120 Skov, Mogens
37	15	21,09	0,7112	3,2504	8,13	87 Doroshenko, Lidia
38	0	4,71	0,0000	0,0000	0,00	32 Christensen, Christian
39	0	4,88	0,0000	0,0000	0,00	65 Hansen, Frank

# OPEN -- Overall Stage Results

## Rooster Mountain 2008

Printed juli 27, 2008 at 17:58



### Stage 10 -- 200 m bottom right

	<b>PTS</b>	<b>TIME</b>	<b>HIT FACTOR</b>	<b>STAGE POINTS</b>	<b>STAGE PERCENT</b>	<b>COMPETITOR # Name</b>
1	92	12,36	7,4434	100,0000	100,00	9 Tran, Faj
2	93	12,58	7,3927	99,3191	99,32	29 Hansen, Johan
3	93	13,04	7,1319	95,8156	95,82	45 Skoog, Lars Tony
4	92	14,21	6,4743	86,9810	86,98	66 Larning, Bjarne
5	86	13,93	6,1737	82,9427	82,94	7 Friberg, Glenn
6	78	12,72	6,1321	82,3831	82,38	6 Lee, Kyrre
7	89	15,27	5,8284	78,3036	78,30	67 Almquist, Jim
8	85	14,85	5,7239	76,8994	76,90	50 Franta, Steen
9	93	16,97	5,4803	73,6261	73,63	79 Poulsen, Knud Erik
10	91	17,30	5,2601	70,6685	70,67	44 Lönn, Rolf
11	85	16,20	5,2469	70,4911	70,49	25 Schmitz, Henny
12	91	17,80	5,1124	68,6834	68,68	111 Andersen, Tim
13	93	18,61	4,9973	67,1378	67,14	80 Svendsen, K B
14	91	19,48	4,6715	62,7600	62,76	33 Eliassen, Trond
15	74	16,67	4,4391	59,6385	59,64	30 Schön, Marianne
16	71	16,13	4,4017	59,1364	59,14	105 Rasmussen, Erik
17	99	24,01	4,1233	55,3954	55,40	103 Sparby, Frank
18	78	34,43	2,2655	30,4360	30,44	58 Holsæter, Bjorn-Erik
19	74	34,83	2,1246	28,5436	28,54	63 Neven, Mike
20	59	28,51	2,0694	27,8026	27,80	110 Larsen, Per

# STANDARD -- Overall Stage Results

## Rooster Mountain 2008

Printed juli 27, 2008 at 17:58




### Stage 10 -- 200 m bottom right

	PTS	TIME	HIT FACTOR	STAGE POINTS	STAGE PERCENT	COMPETITOR # Name
1	88	14,44	6,0942	100,0000	100,00	61 Jensen, Ralf K
2	80	14,29	5,5983	91,8633	91,86	13 Thomsen, Christian
3	81	15,22	5,3219	87,3283	87,33	51 Madsen, Bo S
4	86	16,95	5,0737	83,2556	83,26	56 Lindberg, Henrik
5	94	19,05	4,9344	80,9687	80,97	86 Loktu, Trond Magne
6	97	19,80	4,8990	80,3880	80,39	39 Poikonen, Kristian
7	75	15,35	4,8860	80,1747	80,17	125 Birkjær, Ulrik
8	88	18,85	4,6684	76,6048	76,60	75 Hirvikallio, Risto
9	86	18,54	4,6386	76,1155	76,12	113 Bickham, Michael
10	89	19,64	4,5316	74,3589	74,36	128 Buus, Niels
11	82	18,11	4,5279	74,2985	74,30	16 Backstrom, Mats O.
12	88	20,24	4,3478	71,3439	71,34	122 Petersen, Kristian
13	69	16,65	4,1441	68,0016	68,00	36 Dahlman, Roland
14	78	18,87	4,1335	67,8277	67,83	55 Frandsen, Kim
15	76	18,72	4,0598	66,6181	66,62	92 Rissmann, Rune
16	78	20,20	3,8614	63,3618	63,36	96 Erni, Martin
17	86	22,36	3,8462	63,1119	63,11	57 Bach, Mads Peter
18	82	21,83	3,7563	61,6375	61,64	72 Nielsen, Steen Pico
19	78	21,14	3,6897	60,5444	60,54	22 Rittig, Claus
20	82	22,42	3,6574	60,0154	60,02	12 Lund, Bent
21	98	28,32	3,4605	56,7829	56,78	117 Andersen, PeterMunk
22	84	24,94	3,3681	55,2672	55,27	54 Jensen, Hans Jorgen
23	64	19,15	3,3420	54,8398	54,84	118 Aro, Petteri
24	84	26,25	3,2000	52,5091	52,51	49 Henneberg, Claus K
25	98	30,95	3,1664	51,9577	51,96	3 Weisinger, Mark
26	82	26,29	3,1191	51,1809	51,18	23 lorentzen, Tom
27	74	25,03	2,9565	48,5127	48,51	77 Rigtrup, Jørgen
28	80	27,09	2,9531	48,4580	48,46	129 Henriksen, Preben
29	86	29,45	2,9202	47,9179	47,92	123 Johansen, Finn
30	67	23,75	2,8211	46,2909	46,29	64 Krogstrup, Thomas
31	69	24,74	2,7890	45,7650	45,77	127 Bressendorff, Per
32	88	33,15	2,6546	43,5596	43,56	69 Linahl, Kalle
33	56	21,43	2,6132	42,8796	42,88	124 Andreasen, Christian
34	88	33,79	2,6043	42,7345	42,73	60 Pedersen, Finn
35	55	22,21	2,4764	40,6348	40,63	104 Walleen, Sigurd
36	90	38,29	2,3505	38,5693	38,57	126 Andersen, Soren
37	93	40,16	2,3157	37,9991	38,00	98 Askeland, Chris Låstad
38	43	19,44	2,2119	36,2958	36,30	40 Fredriksen, Rene
39	63	29,31	2,1494	35,2703	35,27	5 Karras, Pekka
40	49	26,10	1,8774	30,8063	30,81	130 Jensen, Allan
41	34	19,73	1,7233	28,2772	28,28	82 Thingnes, Inge
42	30	20,32	1,4764	24,2260	24,23	71 Williams, Stephen
43	81	60,78	1,3327	21,8680	21,87	112 Rhule, William
44	44	34,91	1,2604	20,6818	20,68	62 Azzopardi, Raymond
45	22	20,69	1,0633	17,4480	17,45	17 Saxhoj, Ulrik
46	16	28,32	0,5650	9,2707	9,27	114 Lager, Thomas

# STANDARD -- Overall Stage Results

## Rooster Mountain 2008

Printed juli 27, 2008 at 17:58



### Stage 10 -- 200 m bottom right

	<b>PTS</b>	<b>TIME</b>	<b>HIT FACTOR</b>	<b>STAGE POINTS</b>	<b>STAGE PERCENT</b>	<b>COMPETITOR # Name</b>
47	6	48,50	0,1237	2,0300	2,03	97 Andersen, Marius Wigen
48	0	15,84	0,0000	0,0000	0,00	28 Miklaheim, Fredrik

# PRODUCTION -- Overall Stage Results

## Rooster Mountain 2008

Printed juli 27, 2008 at 17:58



### Stage 10 -- 200 m bottom right

	PTS	TIME	HIT FACTOR	STAGE POINTS	STAGE PERCENT	COMPETITOR # Name
1	92	14,28	6,4426	100,0000	100,00	15 Hagemann, Lars
2	84	15,14	5,5482	86,1180	86,12	102 Ruohonen, Tony
3	96	17,47	5,4951	85,2940	85,29	95 Kjelvei, Olav
4	86	17,21	4,9971	77,5636	77,56	48 Ivaskevicius, Saulius
5	86	17,23	4,9913	77,4736	77,47	26 McKeown, Timo
6	80	16,77	4,7704	74,0453	74,05	31 Säkki, Kristian
7	82	17,53	4,6777	72,6060	72,61	78 Skaarer, Even
8	92	19,78	4,6512	72,1941	72,19	18 Heidelberg, Carsten
9	90	19,40	4,6392	72,0081	72,01	41 Karlsson, Peter
10	69	14,96	4,6123	71,5909	71,59	19 Romer, Jack
11	88	19,30	4,5596	70,7727	70,77	84 Avdeev, Kirill
12	90	19,93	4,5158	70,0932	70,09	93 Olsen, Rino
13	59	13,25	4,4528	69,1157	69,12	74 Manni, Matti
14	88	19,93	4,4155	68,5355	68,54	11 Marjoniemi, Esa
15	88	22,72	3,8732	60,1194	60,12	35 Wiel, Elisabeth
16	70	18,12	3,8631	59,9626	59,96	42 Johansson, Mikael
17	74	19,37	3,8203	59,2983	59,30	59 Skog, Mathias
18	90	23,99	3,7516	58,2308	58,23	73 Aas, Jan-Erik
19	86	23,01	3,7375	58,0126	58,01	4 Voss, Rene
20	61	17,04	3,5798	55,5649	55,56	38 Kristiansen, Bard
21	88	24,61	3,5758	55,5024	55,50	43 Stangvik, Kent
22	60	17,82	3,3670	52,2618	52,26	121 Schieck, Peter
23	72	21,88	3,2907	51,0770	51,08	99 Johansen, Ronnie
24	69	21,00	3,2857	51,0000	51,00	68 Molin, Marcus
25	74	22,79	3,2470	50,3997	50,40	52 Roos, Gunnar
26	80	24,80	3,2258	50,0701	50,07	76 Reistad, Øyvind
27	80	25,03	3,1962	49,6100	49,61	47 Larsen, Soren W
28	70	22,79	3,0715	47,6754	47,68	91 Birketvedt, Espen
29	94	31,54	2,9803	46,2601	46,26	89 Sondergaard, Erkki
30	76	26,54	2,8636	44,4481	44,45	94 Dovland, Bjørn Atle
31	86	33,85	2,5406	39,4348	39,43	120 Skov, Mogens
32	48	19,96	2,4048	37,3268	37,33	21 Hansen, GertErling
33	61	25,37	2,4044	37,3207	37,32	100 Alexandersen, Morten
34	84	36,64	2,2926	35,5848	35,58	65 Hansen, Frank
35	74	34,77	2,1283	33,0345	33,03	87 Doroshenko, Lidia
36	70	36,55	1,9152	29,7270	29,73	32 Christensen, Christian
37	45	27,54	1,6340	25,3623	25,36	109 Frydendal, Lars
38	41	26,75	1,5327	23,7903	23,79	83 Polishuk, Andrei
39	3	21,41	0,1401	2,1749	2,17	90 Dahl, Øyvind

# OPEN -- Overall Stage Results

## Rooster Mountain 2008

Printed juli 27, 2008 at 17:58



### Stage 11 -- 200 m top right

	<b>PTS</b>	<b>TIME</b>	<b>HIT FACTOR</b>	<b>STAGE POINTS</b>	<b>STAGE PERCENT</b>	<b>COMPETITOR # Name</b>
1	63	8,15	7,7301	70,0000	100,00	29 Hansen, Johan
2	64	8,44	7,5829	68,6677	98,10	45 Skoog, Lars Tony
3	63	8,99	7,0078	63,4594	90,66	7 Friberg, Glenn
4	63	9,31	6,7669	61,2782	87,54	67 Almqvist, Jim
5	54	8,21	6,5773	59,5615	85,09	9 Tran, Faj
6	65	10,08	6,4484	58,3940	83,42	30 Schön, Marianne
7	63	9,89	6,3701	57,6845	82,41	103 Sparby, Frank
8	59	9,48	6,2236	56,3584	80,51	111 Andersen, Tim
9	64	10,29	6,2196	56,3222	80,46	66 Larning, Bjarne
10	59	9,91	5,9536	53,9130	77,02	44 Lönn, Rolf
11	69	11,84	5,8277	52,7731	75,39	79 Poulsen, Knud Erik
12	57	9,88	5,7692	52,2436	74,63	105 Rasmussen, Erik
13	65	11,49	5,6571	51,2281	73,18	50 Franta, Steen
14	64	11,84	5,4054	48,9490	69,93	33 Eliassen, Trond
15	64	12,38	5,1696	46,8139	66,88	80 Svendsen, K B
16	65	12,70	5,1181	46,3473	66,21	6 Lee, Kyrre
17	55	10,80	5,0926	46,1163	65,88	25 Schmitz, Henny
18	54	23,88	2,2613	20,4774	29,25	58 Holsæter, Bjorn-Erik
19	36	24,08	1,4950	13,5382	19,34	63 Neven, Mike
20	3	14,53	0,2065	1,8697	2,67	110 Larsen, Per

# STANDARD -- Overall Stage Results

## Rooster Mountain 2008

Printed juli 27, 2008 at 17:58



### Stage 11 -- 200 m top right

	PTS	TIME	HIT FACTOR	STAGE POINTS	STAGE PERCENT	COMPETITOR # Name
1	66	8,88	7,4324	70,0000	100,00	61 Jensen, Ralf K
2	68	10,36	6,5637	61,8182	88,31	16 Backstrom, Mats O.
3	60	9,75	6,1538	57,9580	82,80	13 Thomsen, Christian
4	67	11,01	6,0854	57,3132	81,88	51 Madsen, Bo S
5	60	10,00	6,0000	56,5091	80,73	118 Aro, Petteri
6	60	10,71	5,6022	52,7629	75,38	125 Birkjær, Ulrik
7	60	10,85	5,5300	52,0821	74,40	113 Bickham, Michael
8	65	12,06	5,3897	50,7613	72,52	36 Dahlman, Roland
9	58	10,86	5,3407	50,2997	71,86	56 Lindberg, Henrik
10	58	11,15	5,2018	48,9914	69,99	86 Loktu, Trond Magne
11	64	12,32	5,1948	48,9256	69,89	75 Hirvikallio, Risto
12	64	12,99	4,9269	46,4021	66,29	122 Petersen, Kristian
13	54	10,97	4,9225	46,3611	66,23	22 Rittig, Claus
14	62	12,65	4,9012	46,1603	65,94	128 Buus, Niels
15	54	11,38	4,7452	44,6908	63,84	92 Rissmann, Rune
16	56	12,06	4,6434	43,7328	62,48	12 Lund, Bent
17	66	14,69	4,4929	42,3145	60,45	96 Erni, Martin
18	55	12,68	4,3375	40,8517	58,36	39 Poikonen, Kristian
19	67	15,66	4,2784	40,2949	57,56	17 Saxhoj, Ulrik
20	54	14,00	3,8571	36,3273	51,90	72 Nielsen, Steen Pico
21	69	18,41	3,7480	35,2990	50,43	3 Weisinger, Mark
22	66	18,45	3,5772	33,6911	48,13	123 Johansen, Finn
23	62	17,48	3,5469	33,4054	47,72	69 Linahl, Kalle
24	45	12,76	3,5266	33,2146	47,45	57 Bach, Mads Peter
25	56	15,97	3,5066	33,0256	47,18	49 Henneberg, Claus K
26	58	16,65	3,4835	32,8081	46,87	130 Jensen, Allan
27	58	17,03	3,4058	32,0760	45,82	5 Karras, Pekka
28	54	15,87	3,4026	32,0467	45,78	54 Jensen, Hans Jorgen
29	58	17,23	3,3662	31,7037	45,29	117 Andersen, PeterMunk
30	50	15,24	3,2808	30,8995	44,14	40 Fredriksen, Rene
31	50	15,56	3,2134	30,2641	43,23	126 Andersen, Soren
32	48	15,55	3,0868	29,0722	41,53	127 Bressendorff, Per
33	37	12,27	3,0155	28,4004	40,57	55 Frandsen, Kim
34	59	20,14	2,9295	27,5905	39,42	28 Miklaheim, Fredrik
35	50	17,90	2,7933	26,3078	37,58	77 Rigtrup, Jørgen
36	31	12,05	2,5726	24,2293	34,61	124 Andreasen, Christian
37	48	19,65	2,4427	23,0062	32,87	23 Iorentzen, Tom
38	49	21,09	2,3234	21,8820	31,26	71 Williams, Stephen
39	61	31,61	1,9298	18,1749	25,96	112 Rhule, William
40	35	18,46	1,8960	17,8568	25,51	64 Krogstrup, Thomas
41	64	38,11	1,6793	15,8164	22,59	60 Pedersen, Finn
42	26	26,68	0,9745	9,1781	13,11	98 Askeland, Chris Låstad
43	10	13,91	0,7189	6,7708	9,67	104 Walleen, Sigurd
44	8	11,66	0,6861	6,4619	9,23	82 Thingnes, Inge
45	13	26,73	0,4863	4,5805	6,54	62 Azzopardi, Raymond
46	5	19,26	0,2596	2,4450	3,49	114 Lager, Thomas

# STANDARD -- Overall Stage Results

## Rooster Mountain 2008

Printed juli 27, 2008 at 17:58



### Stage 11 -- 200 m top right

	<b>PTS</b>	<b>TIME</b>	<b>HIT FACTOR</b>	<b>STAGE POINTS</b>	<b>STAGE PERCENT</b>	<b>COMPETITOR # Name</b>
47	0	35,22	0,0000	0,0000	0,00	97 Andersen, Marius Wigen
48	0	12,24	0,0000	0,0000	0,00	129 Henriksen, Preben

# PRODUCTION -- Overall Stage Results

## Rooster Mountain 2008

Printed juli 27, 2008 at 17:58



### Stage 11 -- 200 m top right

	PTS	TIME	HIT FACTOR	STAGE POINTS	STAGE PERCENT	COMPETITOR # Name
1	62	9,37	6,6169	70,0000	100,00	19 Romer, Jack
2	62	9,60	6,4583	68,3229	97,60	74 Manni, Matti
3	60	9,32	6,4378	68,1054	97,29	93 Olsen, Rino
4	64	10,53	6,0779	64,2980	91,85	41 Karlsson, Peter
5	60	9,98	6,0120	63,6014	90,86	78 Skaarer, Even
6	52	8,99	5,7842	61,1913	87,42	15 Hagemann, Lars
7	60	10,53	5,6980	60,2794	86,11	38 Kristiansen, Bard
8	56	9,98	5,6112	59,3613	84,80	11 Marjoniemi, Esa
9	58	10,42	5,5662	58,8852	84,12	95 Kjelvei, Olav
10	60	11,35	5,2863	55,9244	79,89	59 Skog, Mathias
11	68	13,11	5,1869	54,8722	78,39	43 Stangvik, Kent
12	56	10,91	5,1329	54,3012	77,57	26 McKeown, Timo
13	62	12,39	5,0040	52,9379	75,63	73 Aas, Jan-Erik
14	56	11,31	4,9514	52,3807	74,83	48 Ivaskevicius, Saulius
15	60	12,18	4,9261	52,1135	74,45	84 Avdeev, Kirill
16	43	9,04	4,7566	50,3206	71,89	31 Säkki, Kristian
17	50	11,68	4,2808	45,2869	64,70	42 Johansson, Mikael
18	58	14,08	4,1193	43,5784	62,25	99 Johansen, Ronnie
19	58	15,55	3,7299	39,4588	56,37	18 Heidelberg, Carsten
20	48	12,87	3,7296	39,4556	56,37	52 Roos, Gunnar
21	68	18,69	3,6383	38,4898	54,99	4 Voss, Rene
22	43	11,89	3,6165	38,2589	54,66	121 Schieck, Peter
23	44	13,15	3,3460	35,3975	50,57	91 Birketvedt, Espen
24	48	15,17	3,1641	33,4735	47,82	76 Reistad, Øyvind
25	66	21,72	3,0387	32,1462	45,92	47 Larsen, Soren W
26	39	13,04	2,9908	31,6397	45,20	21 Hansen, GertErling
27	44	15,39	2,8590	30,2454	43,21	68 Molin, Marcus
28	45	16,26	2,7675	29,2778	41,83	120 Skov, Mogens
29	42	15,30	2,7451	29,0405	41,49	89 Sondergaard, Erkki
30	31	11,38	2,7241	28,8181	41,17	90 Dahl, Øyvind
31	52	19,12	2,7197	28,7714	41,10	83 Polishsuk, Andrei
32	54	20,57	2,6252	27,7719	39,67	32 Christensen, Christian
33	29	11,39	2,5461	26,9352	38,48	102 Ruohonen, Tony
34	54	22,28	2,4237	25,6404	36,63	87 Doroshenko, Lidia
35	31	12,99	2,3865	25,2463	36,07	35 Wiel, Elisabeth
36	29	14,06	2,0626	21,8202	31,17	94 Dovland, Bjørn Atle
37	39	19,05	2,0472	21,6579	30,94	109 Frydendal, Lars
38	35	18,87	1,8548	19,6219	28,03	100 Alexandersen, Morten
39	34	20,53	1,6561	17,5201	25,03	65 Hansen, Frank

# OPEN -- Overall Stage Results

## Rooster Mountain 2008

Printed juli 27, 2008 at 17:58



### Stage 12 -- 300 m top left

	<b>PTS</b>	<b>TIME</b>	<b>HIT FACTOR</b>	<b>STAGE POINTS</b>	<b>STAGE PERCENT</b>	<b>COMPETITOR # Name</b>
1	83	7,84	10,5867	90,0000	100,00	45 Skoog, Lars Tony
2	82	8,07	10,1611	86,3815	95,98	9 Tran, Faj
3	83	9,10	9,1209	77,5385	86,15	29 Hansen, Johan
4	79	9,05	8,7293	74,2094	82,45	7 Friberg, Glenn
5	83	9,57	8,6729	73,7304	81,92	6 Lee, Kyrre
6	85	9,84	8,6382	73,4352	81,59	33 Eliassen, Trond
7	77	8,97	8,5842	72,9758	81,08	50 Franta, Steen
8	86	10,17	8,4562	71,8883	79,88	44 Lönn, Rolf
9	86	10,55	8,1517	69,2989	77,00	103 Sparby, Frank
10	84	10,34	8,1238	69,0620	76,74	105 Rasmussen, Erik
11	84	10,34	8,1238	69,0620	76,74	66 Larning, Bjarne
12	79	10,38	7,6108	64,7009	71,89	30 Schön, Marianne
13	87	11,76	7,3980	62,8916	69,88	80 Svendsen, K B
14	66	9,31	7,0892	60,2663	66,96	67 Almquist, Jim
15	83	12,77	6,4996	55,2545	61,39	79 Poulsen, Knud Erik
16	63	11,50	5,4783	46,5718	51,75	25 Schmitz, Henny
17	90	17,61	5,1107	43,4474	48,27	63 Neven, Mike
18	55	14,97	3,6740	31,2336	34,70	111 Andersen, Tim
19	76	21,53	3,5300	30,0089	33,34	110 Larsen, Per
20	68	20,89	3,2551	27,6727	30,75	58 Holsæter, Bjorn-Erik

# STANDARD -- Overall Stage Results

## Rooster Mountain 2008

Printed juli 27, 2008 at 17:58




### Stage 12 -- 300 m top left

	PTS	TIME	HIT FACTOR	STAGE POINTS	STAGE PERCENT	COMPETITOR # Name
1	86	8,68	9,9078	90,0000	100,00	51 Madsen, Bo S
2	85	8,66	9,8152	89,1589	99,07	61 Jensen, Ralf K
3	87	9,35	9,3048	84,5223	93,91	86 Loktu, Trond Magne
4	86	9,54	9,0147	81,8868	90,99	16 Backstrom, Mats O.
5	86	9,89	8,6957	78,9889	87,77	125 Birkjær, Ulrik
6	86	9,91	8,6781	78,8295	87,59	56 Lindberg, Henrik
7	82	9,51	8,6225	78,3244	87,03	13 Thomsen, Christian
8	82	10,03	8,1755	74,2637	82,52	118 Aro, Petteri
9	86	10,56	8,1439	73,9773	82,20	75 Hirvikallio, Risto
10	82	10,52	7,7947	70,8047	78,67	122 Petersen, Kristian
11	76	10,09	7,5322	68,4205	76,02	36 Dahlman, Roland
12	84	11,70	7,1795	65,2165	72,46	22 Rittig, Claus
13	86	12,06	7,1310	64,7761	71,97	128 Buus, Niels
14	82	11,60	7,0690	64,2125	71,35	113 Bickham, Michael
15	74	10,84	6,8266	62,0106	68,90	12 Lund, Bent
16	78	11,69	6,6724	60,6099	67,34	104 Walleen, Sigurd
17	82	12,40	6,6129	60,0698	66,74	72 Nielsen, Steen Pico
18	81	12,39	6,5375	59,3851	65,98	39 Poikonen, Kristian
19	82	12,55	6,5339	59,3518	65,95	96 Erni, Martin
20	84	12,86	6,5319	59,3338	65,93	57 Bach, Mads Peter
21	78	11,96	6,5217	59,2417	65,82	92 Rissmann, Rune
22	70	11,45	6,1135	55,5337	61,70	124 Andreasen, Christian
23	80	13,09	6,1115	55,5155	61,68	64 Krogstrup, Thomas
24	86	14,15	6,0777	55,2085	61,34	82 Thingnes, Inge
25	90	15,10	5,9603	54,1414	60,16	3 Weisinger, Mark
26	80	14,05	5,6940	51,7223	57,47	77 Rigtrup, Jørgen
27	88	15,70	5,6051	50,9151	56,57	117 Andersen, PeterMunk
28	86	15,52	5,5412	50,3350	55,93	130 Jensen, Allan
29	84	15,57	5,3950	49,0066	54,45	54 Jensen, Hans Jorgen
30	84	15,75	5,3333	48,4465	53,83	114 Lager, Thomas
31	78	14,80	5,2703	47,8737	53,19	49 Henneberg, Claus K
32	60	11,39	5,2678	47,8510	53,17	55 Frandsen, Kim
33	82	16,04	5,1122	46,4380	51,60	126 Andersen, Soren
34	82	16,28	5,0369	45,7534	50,84	123 Johansen, Finn
35	82	17,27	4,7481	43,1306	47,92	60 Pedersen, Finn
36	82	17,77	4,6145	41,9170	46,57	127 Bressendorff, Per
37	89	19,43	4,5805	41,6084	46,23	28 Miklaheim, Fredrik
38	80	17,54	4,5610	41,4309	46,03	5 Karras, Pekka
39	88	19,66	4,4761	40,6596	45,18	62 Azzopardi, Raymond
40	55	12,36	4,4498	40,4211	44,91	40 Fredriksen, Rene
41	86	21,39	4,0206	36,5217	40,58	69 Linahl, Kalle
42	83	24,45	3,3947	30,8364	34,26	98 Askeland, Chris Låstad
43	63	18,95	3,3245	30,1992	33,55	129 Henriksen, Preben
44	78	24,02	3,2473	29,4975	32,78	71 Williams, Stephen
45	78	27,74	2,8118	25,5418	28,38	23 Iorentzen, Tom
46	89	32,73	2,7192	24,7006	27,45	17 Saxhoj, Ulrik

# STANDARD -- Overall Stage Results

## Rooster Mountain 2008

Printed juli 27, 2008 at 17:58



### Stage 12 -- 300 m top left

	<b>PTS</b>	<b>TIME</b>	<b>HIT FACTOR</b>	<b>STAGE POINTS</b>	<b>STAGE PERCENT</b>	<b>COMPETITOR # Name</b>
47	88	38,80	2,2680	20,6023	22,89	112 Rhule, William
48	52	26,18	1,9862	18,0425	20,05	97 Andersen, Marius Wigen

# PRODUCTION -- Overall Stage Results

## Rooster Mountain 2008

Printed juli 27, 2008 at 17:58



### Stage 12 -- 300 m top left

	PTS	TIME	HIT FACTOR	STAGE POINTS	STAGE PERCENT	COMPETITOR # Name
1	84	8,69	9,6663	90,0000	100,00	74 Manni, Matti
2	84	9,34	8,9936	83,7366	93,04	93 Olsen, Rino
3	84	9,46	8,8795	82,6744	91,86	102 Ruohonen, Tony
4	82	9,42	8,7049	81,0487	90,05	19 Romer, Jack
5	88	10,14	8,6785	80,8030	89,78	78 Skaarer, Even
6	78	9,44	8,2627	76,9318	85,48	38 Kristiansen, Bard
7	78	9,62	8,1081	75,4923	83,88	11 Marjoniemi, Esa
8	84	10,49	8,0076	74,5567	82,84	43 Stangvik, Kent
9	76	9,69	7,8431	73,0252	81,14	26 McKeown, Timo
10	72	9,25	7,7838	72,4726	80,53	31 Säkki, Kristian
11	76	9,96	7,6305	71,0456	78,94	47 Larsen, Soren W
12	72	9,79	7,3544	68,4751	76,08	15 Hagemann, Lars
13	72	9,86	7,3022	67,9890	75,54	59 Skog, Mathias
14	78	10,96	7,1168	66,2624	73,62	41 Karlsson, Peter
15	84	11,85	7,0886	66,0000	73,33	21 Hansen, GertErling
16	82	11,72	6,9966	65,1432	72,38	18 Heidelberg, Carsten
17	70	10,05	6,9652	64,8508	72,06	121 Schieck, Peter
18	82	11,88	6,9024	64,2659	71,41	76 Reistad, Øyvind
19	78	11,49	6,7885	63,2059	70,23	52 Roos, Gunnar
20	80	11,94	6,7002	62,3833	69,31	48 Ivaskevicius, Saulius
21	80	12,01	6,6611	62,0197	68,91	84 Avdeev, Kirill
22	80	12,02	6,6556	61,9681	68,85	4 Voss, Rene
23	78	12,00	6,5000	60,5196	67,24	35 Wiel, Elisabeth
24	72	11,19	6,4343	59,9081	66,56	42 Johansson, Mikael
25	82	13,08	6,2691	58,3699	64,86	95 Kjelvei, Olav
26	72	11,49	6,2663	58,3439	64,83	68 Molin, Marcus
27	80	13,34	5,9970	55,8364	62,04	73 Aas, Jan-Erik
28	86	15,43	5,5736	51,8938	57,66	100 Alexandersen, Morten
29	86	15,92	5,4020	50,2966	55,89	32 Christensen, Christian
30	84	15,92	5,2764	49,1269	54,59	89 Sondergaard, Erkki
31	82	15,81	5,1866	48,2909	53,66	94 Dovland, Bjørn Atle
32	64	12,81	4,9961	46,5172	51,69	90 Dahl, Øyvind
33	78	15,89	4,9087	45,7040	50,78	83 Polishsuk, Andrei
34	76	17,41	4,3653	40,6441	45,16	120 Skov, Mogens
35	53	12,53	4,2298	39,3829	43,76	99 Johansen, Ronnie
36	78	23,37	3,3376	31,0756	34,53	87 Doroshenko, Lidia
37	61	20,18	3,0228	28,1444	31,27	65 Hansen, Frank
38	80	31,04	2,5773	23,9967	26,66	91 Birketvedt, Espen
39	35	15,38	2,2757	21,1882	23,54	109 Frydendal, Lars

# OPEN -- Overall Stage Results

## Rooster Mountain 2008

Printed juli 27, 2008 at 17:58



### Stage 13 -- 200m mid left

	<b>PTS</b>	<b>TIME</b>	<b>HIT FACTOR</b>	<b>STAGE POINTS</b>	<b>STAGE PERCENT</b>	<b>COMPETITOR # Name</b>
1	39	8,14	4,7912	40,0000	100,00	67 Almquist, Jim
2	39	8,49	4,5936	38,3510	95,88	9 Tran, Faj
3	40	8,87	4,5096	37,6492	94,12	66 Larning, Bjarne
4	38	8,53	4,4549	37,1924	92,98	50 Franta, Steen
5	38	8,71	4,3628	36,4238	91,06	29 Hansen, Johan
6	40	9,64	4,1494	34,6420	86,60	111 Andersen, Tim
7	39	9,43	4,1357	34,5281	86,32	7 Friberg, Glenn
8	36	8,76	4,1096	34,3098	85,77	103 Sparby, Frank
9	39	10,44	3,7356	31,1877	77,97	45 Skoog, Lars Tony
10	39	10,71	3,6415	30,4015	76,00	6 Lee, Kyrre
11	39	13,65	2,8571	23,8535	59,63	33 Eliassen, Trond
12	39	15,31	2,5474	21,2671	53,17	79 Poulsen, Knud Erik
13	30	11,98	2,5042	20,9066	52,27	105 Rasmussen, Erik
14	38	15,57	2,4406	20,3758	50,94	25 Schmitz, Henny
15	40	16,39	2,4405	20,3752	50,94	80 Svendsen, K B
16	40	18,59	2,1517	17,9639	44,91	44 Lönn, Rolf
17	30	14,90	2,0134	16,8095	42,02	30 Schön, Marianne
18	40	31,83	1,2567	10,4916	26,23	58 Holsæter, Bjorn-Erik
19	23	32,13	0,7158	5,9764	14,94	110 Larsen, Per
20	0	33,17	0,0000	0,0000	0,00	63 Neven, Mike

# STANDARD -- Overall Stage Results

## Rooster Mountain 2008

Printed juli 27, 2008 at 17:58




### Stage 13 -- 200m mid left

	PTS	TIME	HIT FACTOR	STAGE POINTS	STAGE PERCENT	COMPETITOR # Name
1	39	9,20	4,2391	40,0000	100,00	61 Jensen, Ralf K
2	40	10,38	3,8536	36,3618	90,90	16 Backstrom, Mats O.
3	40	10,91	3,6664	34,5954	86,49	125 Birkjær, Ulrik
4	40	12,36	3,2362	30,5369	76,34	13 Thomsen, Christian
5	40	12,45	3,2129	30,3161	75,79	56 Lindberg, Henrik
6	39	12,55	3,1076	29,3227	73,31	17 Saxhoj, Ulrik
7	38	12,41	3,0620	28,8932	72,23	86 Loktu, Trond Magne
8	40	13,08	3,0581	28,8560	72,14	124 Andreassen, Christian
9	40	13,14	3,0441	28,7242	71,81	40 Fredriksen, Rene
10	40	13,84	2,8902	27,2714	68,18	36 Dahlman, Roland
11	39	13,73	2,8405	26,8026	67,01	39 Poikonen, Kristian
12	40	14,43	2,7720	26,1563	65,39	75 Hirvikallio, Risto
13	38	14,04	2,7066	25,5388	63,85	60 Pedersen, Finn
14	24	9,11	2,6345	24,8586	62,15	51 Madsen, Bo S
15	40	15,40	2,5974	24,5088	61,27	96 Erni, Martin
16	40	16,13	2,4799	23,3996	58,50	12 Lund, Bent
17	38	16,05	2,3676	22,3404	55,85	64 Krogstrup, Thomas
18	40	16,94	2,3613	22,2808	55,70	55 Frandsen, Kim
19	40	17,05	2,3460	22,1370	55,34	57 Bach, Mads Peter
20	36	15,77	2,2828	21,5404	53,85	54 Jensen, Hans Jorgen
21	40	19,21	2,0822	19,6479	49,12	123 Johansen, Finn
22	40	19,31	2,0715	19,5461	48,87	77 Rigtrup, Jørgen
23	39	18,93	2,0602	19,4400	48,60	122 Petersen, Kristian
24	38	19,08	1,9916	18,7927	46,98	118 Aro, Petteri
25	38	19,59	1,9398	18,3034	45,76	72 Nielsen, Steen Pico
26	38	20,50	1,8537	17,4909	43,73	62 Azzopardi, Raymond
27	25	13,74	1,8195	17,1687	42,92	22 Rittig, Claus
28	34	19,24	1,7672	16,6747	41,69	23 Iorentzen, Tom
29	28	15,87	1,7643	16,6481	41,62	82 Thingnes, Inge
30	34	19,38	1,7544	16,5542	41,39	113 Bickham, Michael
31	38	24,07	1,5787	14,8967	37,24	117 Andersen, PeterMunk
32	30	20,56	1,4591	13,7683	34,42	128 Buus, Niels
33	25	18,06	1,3843	13,0619	32,65	127 Bressendorff, Per
34	38	28,05	1,3547	12,7830	31,96	130 Jensen, Allan
35	29	21,99	1,3188	12,4439	31,11	3 Weisinger, Mark
36	30	23,23	1,2914	12,1858	30,46	104 Walleen, Sigurd
37	25	20,49	1,2201	11,5128	28,78	71 Williams, Stephen
38	28	24,65	1,1359	10,7183	26,80	129 Henriksen, Preben
39	24	24,38	0,9844	9,2888	23,22	28 Miklaheim, Fredrik
40	24	26,09	0,9199	8,6800	21,70	49 Henneberg, Claus K
41	15	16,43	0,9130	8,6146	21,54	69 Linahl, Kalle
42	38	49,84	0,7624	7,1943	17,99	126 Andersen, Soren
43	15	25,63	0,5853	5,5224	13,81	5 Karras, Pekka
44	10	51,67	0,1935	1,8262	4,57	112 Rhule, William
45	16	134,10	0,1193	1,1258	2,81	97 Andersen, Marius Wigen
46	2	73,85	0,0271	0,2555	0,64	98 Askeland, Chris Låstad

# STANDARD -- Overall Stage Results

## Rooster Mountain 2008

Printed juli 27, 2008 at 17:58



### Stage 13 -- 200m mid left

	<b>PTS</b>	<b>TIME</b>	<b>HIT FACTOR</b>	<b>STAGE POINTS</b>	<b>STAGE PERCENT</b>	<b>COMPETITOR # Name</b>
47	0	22,21	0,0000	0,0000	0,00	92 Rissmann, Rune
48	0	38,29	0,0000	0,0000	0,00	114 Lager, Thomas

# PRODUCTION -- Overall Stage Results

## Rooster Mountain 2008

Printed juli 27, 2008 at 17:58



### Stage 13 -- 200m mid left

	PTS	TIME	HIT FACTOR	STAGE POINTS	STAGE PERCENT	COMPETITOR # Name
1	40	9,72	4,1152	40,0000	100,00	11 Marjoniemi, Esa
2	38	10,02	3,7924	36,8623	92,16	78 Skaarer, Even
3	40	10,94	3,6563	35,5393	88,85	93 Olsen, Rino
4	36	10,08	3,5714	34,7143	86,79	47 Larsen, Soren W
5	38	10,66	3,5647	34,6492	86,62	19 Romer, Jack
6	40	11,36	3,5211	34,2254	85,56	26 McKeown, Timo
7	40	11,43	3,4996	34,0157	85,04	74 Manni, Matti
8	36	10,35	3,4783	33,8087	84,52	42 Johansson, Mikael
9	36	10,98	3,2787	31,8689	79,67	102 Ruohonen, Tony
10	36	12,83	2,8059	27,2736	68,18	48 Ivaskevicius, Saulius
11	38	14,53	2,6153	25,4205	63,55	35 Wiel, Elisabeth
12	38	14,85	2,5589	24,8727	62,18	21 Hansen, GertErling
13	38	15,53	2,4469	23,7836	59,46	95 Kjelvei, Olav
14	40	16,96	2,3585	22,9245	57,31	43 Stangvik, Kent
15	38	16,30	2,3313	22,6601	56,65	109 Frydendal, Lars
16	25	11,39	2,1949	21,3345	53,34	15 Hagemann, Lars
17	30	13,72	2,1866	21,2536	53,13	31 Säkki, Kristian
18	40	18,46	2,1668	21,0618	52,65	73 Aas, Jan-Erik
19	36	17,17	2,0967	20,3797	50,95	4 Voss, Rene
20	36	17,50	2,0571	19,9954	49,99	41 Karlsson, Peter
21	28	14,44	1,9391	18,8476	47,12	99 Johansen, Ronnie
22	38	19,90	1,9095	18,5608	46,40	52 Roos, Gunnar
23	38	19,95	1,9048	18,5143	46,29	68 Molin, Marcus
24	25	13,17	1,8983	18,4510	46,13	38 Kristiansen, Bard
25	40	21,39	1,8700	18,1767	45,44	32 Christensen, Christian
26	26	15,38	1,6905	16,4317	41,08	18 Heidelberg, Carsten
27	26	16,80	1,5476	15,0429	37,61	59 Skog, Mathias
28	30	19,66	1,5259	14,8321	37,08	84 Avdeev, Kirill
29	26	17,98	1,4461	14,0556	35,14	76 Reistad, Øyvind
30	26	19,19	1,3549	13,1694	32,92	89 Sondergaard, Erkki
31	40	30,12	1,3280	12,9084	32,27	91 Birketvedt, Espen
32	25	19,94	1,2538	12,1866	30,47	94 Dovland, Bjørn Atle
33	36	31,87	1,1296	10,9796	27,45	90 Dahl, Øyvind
34	21	26,15	0,8031	7,8057	19,51	65 Hansen, Frank
35	23	30,15	0,7629	7,4149	18,54	120 Skov, Mogens
36	40	54,23	0,7376	7,1695	17,92	83 Polishsuk, Andrei
37	25	37,42	0,6681	6,4939	16,23	100 Alexandersen, Morten
38	26	53,88	0,4826	4,6904	11,73	87 Doroshenko, Lidia
39	11	24,35	0,4517	4,3910	10,98	121 Schieck, Peter

# OPEN -- Overall Stage Results

## Rooster Mountain 2008

Printed juli 27, 2008 at 17:58



### Stage 14 -- 300m, bottom right

	<b>PTS</b>	<b>TIME</b>	<b>HIT FACTOR</b>	<b>STAGE POINTS</b>	<b>STAGE PERCENT</b>	<b>COMPETITOR # Name</b>
1	66	16,52	3,9952	70,0000	100,00	6 Lee, Kyrre
2	67	17,27	3,8796	67,9746	97,11	45 Skoog, Lars Tony
3	65	17,56	3,7016	64,8564	92,65	29 Hansen, Johan
4	64	17,77	3,6016	63,1040	90,15	9 Tran, Faj
5	61	17,46	3,4937	61,2139	87,45	7 Friberg, Glenn
6	67	19,63	3,4131	59,8024	85,43	103 Sparby, Frank
7	61	18,43	3,3098	57,9921	82,85	67 Almquist, Jim
8	59	18,62	3,1686	55,5183	79,31	105 Rasmussen, Erik
9	63	19,93	3,1611	55,3857	79,12	66 Larning, Bjarne
10	66	22,46	2,9386	51,4871	73,55	50 Franta, Steen
11	65	22,46	2,8940	50,7070	72,44	33 Eliassen, Trond
12	66	23,88	2,7638	48,4255	69,18	79 Poulsen, Knud Erik
13	53	21,19	2,5012	43,8237	62,61	80 Svendsen, K B
14	52	22,08	2,3551	41,2637	58,95	30 Schön, Marianne
15	66	28,93	2,2814	39,9723	57,10	44 Lönn, Rolf
16	52	25,01	2,0792	36,4295	52,04	25 Schmitz, Henny
17	48	25,55	1,8787	32,9166	47,02	111 Andersen, Tim
18	60	40,36	1,4866	26,0474	37,21	63 Neven, Mike
19	47	33,94	1,3848	24,2633	34,66	110 Larsen, Per
20	11	39,96	0,2753	4,8232	6,89	58 Holsæter, Bjorn-Erik

# STANDARD -- Overall Stage Results

## Rooster Mountain 2008

Printed juli 27, 2008 at 17:58




### Stage 14 -- 300m, bottom right

	PTS	TIME	HIT FACTOR	STAGE POINTS	STAGE PERCENT	COMPETITOR # Name
1	66	17,68	3,7330	70,0000	100,00	61 Jensen, Ralf K
2	67	20,34	3,2940	61,7675	88,24	86 Loktu, Trond Magne
3	64	19,50	3,2821	61,5434	87,92	16 Backstrom, Mats O.
4	66	22,35	2,9530	55,3736	79,11	125 Birkjær, Ulrik
5	65	22,15	2,9345	55,0270	78,61	39 Poikonen, Kristian
6	54	18,68	2,8908	54,2067	77,44	13 Thomsen, Christian
7	68	24,82	2,7397	51,3740	73,39	124 Andreasen, Christian
8	64	24,51	2,6112	48,9636	69,95	51 Madsen, Bo S
9	54	22,33	2,4183	45,3462	64,78	56 Lindberg, Henrik
10	62	25,70	2,4125	45,2371	64,62	96 Erni, Martin
11	53	22,43	2,3629	44,3081	63,30	36 Dahlman, Roland
12	63	27,81	2,2654	42,4792	60,68	128 Buus, Niels
13	64	28,61	2,2370	41,9468	59,92	130 Jensen, Allan
14	66	29,52	2,2358	41,9241	59,89	117 Andersen, PeterMunk
15	55	25,42	2,1637	40,5717	57,96	113 Bickham, Michael
16	66	31,00	2,1290	39,9226	57,03	123 Johansen, Finn
17	53	25,29	2,0957	39,2974	56,14	75 Hirvikallio, Risto
18	59	28,29	2,0855	39,1071	55,87	122 Petersen, Kristian
19	68	33,34	2,0396	38,2454	54,64	3 Weisinger, Mark
20	56	28,81	1,9438	36,4486	52,07	55 Frandsen, Kim
21	56	29,81	1,8786	35,2259	50,32	17 Saxhoj, Ulrik
22	58	31,12	1,8638	34,9482	49,93	72 Nielsen, Steen Pico
23	50	26,99	1,8525	34,7379	49,63	64 Krogstrup, Thomas
24	62	34,07	1,8198	34,1237	48,75	82 Thingnes, Inge
25	56	31,00	1,8065	33,8737	48,39	60 Pedersen, Finn
26	60	34,06	1,7616	33,0326	47,19	54 Jensen, Hans Jorgen
27	67	38,64	1,7340	32,5143	46,45	69 Linahl, Kalle
28	64	38,51	1,6619	31,1633	44,52	57 Bach, Mads Peter
29	68	41,46	1,6401	30,7550	43,94	129 Henriksen, Preben
30	53	32,59	1,6263	30,4949	43,56	92 Rissmann, Rune
31	45	28,04	1,6049	30,0934	42,99	104 Walleen, Sigurd
32	36	23,62	1,5241	28,5798	40,83	12 Lund, Bent
33	45	30,18	1,4911	27,9595	39,94	77 Rigtrup, Jørgen
34	48	32,72	1,4670	27,5083	39,30	40 Fredriksen, Rene
35	51	36,49	1,3976	26,2079	37,44	126 Andersen, Soren
36	40	31,41	1,2735	23,8797	34,11	118 Aro, Petteri
37	49	39,38	1,2443	23,3323	33,33	62 Azzopardi, Raymond
38	47	39,08	1,2027	22,5517	32,22	49 Henneberg, Claus K
39	33	27,63	1,1944	22,3959	31,99	22 Rittig, Claus
40	38	32,50	1,1692	21,9248	31,32	127 Bressendorff, Per
41	34	31,00	1,0968	20,5662	29,38	71 Williams, Stephen
42	45	47,68	0,9438	17,6975	25,28	5 Karras, Pekka
43	28	35,55	0,7876	14,7691	21,10	114 Lager, Thomas
44	22	31,19	0,7054	13,2265	18,89	23 Iorentzen, Tom
45	29	44,60	0,6502	12,1927	17,42	28 Miklaheim, Fredrik
46	27	44,76	0,6032	11,3112	16,16	98 Askeland, Chris Låstad

# STANDARD -- Overall Stage Results

## Rooster Mountain 2008

Printed juli 27, 2008 at 17:58



### Stage 14 -- 300m, bottom right

	<b>PTS</b>	<b>TIME</b>	<b>HIT FACTOR</b>	<b>STAGE POINTS</b>	<b>STAGE PERCENT</b>	<b>COMPETITOR # Name</b>
47	34	67,68	0,5024	9,4201	13,46	97 Andersen, Marius Wigen
48	63	129,80	0,4854	9,1013	13,00	112 Rhule, William

# PRODUCTION -- Overall Stage Results

## Rooster Mountain 2008

Printed juli 27, 2008 at 17:58



### Stage 14 -- 300m, bottom right

	PTS	TIME	HIT FACTOR	STAGE POINTS	STAGE PERCENT	COMPETITOR # Name
1	68	20,93	3,2489	70,0000	100,00	78 Skaarer, Even
2	60	19,01	3,1562	68,0029	97,15	74 Manni, Matti
3	62	20,37	3,0437	65,5781	93,68	11 Marjoniemi, Esa
4	64	21,89	2,9237	62,9930	89,99	15 Hagemann, Lars
5	64	22,55	2,8381	61,1493	87,36	26 McKeown, Timo
6	60	21,23	2,8262	60,8919	86,99	19 Romer, Jack
7	64	24,42	2,6208	56,4667	80,67	43 Stangvik, Kent
8	70	27,24	2,5698	55,3668	79,10	41 Karlsson, Peter
9	60	23,97	2,5031	53,9314	77,04	42 Johansson, Mikael
10	60	24,16	2,4834	53,5073	76,44	121 Schieck, Peter
11	68	27,60	2,4638	53,0833	75,83	38 Kristiansen, Bard
12	66	27,47	2,4026	51,7659	73,95	91 Birketvedt, Espen
13	51	21,32	2,3921	51,5396	73,63	102 Ruohonen, Tony
14	55	23,39	2,3514	50,6630	72,38	21 Hansen, GertErling
15	62	28,16	2,2017	47,4370	67,77	59 Skog, Mathias
16	60	27,51	2,1810	46,9915	67,13	68 Molin, Marcus
17	62	28,92	2,1438	46,1904	65,99	84 Avdeev, Kirill
18	54	26,26	2,0564	44,3055	63,29	31 Säkki, Kristian
19	52	26,19	1,9855	42,7786	61,11	99 Johansen, Ronnie
20	56	30,74	1,8217	39,2503	56,07	93 Olsen, Rino
21	53	33,32	1,5906	34,2712	48,96	32 Christensen, Christian
22	50	32,19	1,5533	33,4663	47,81	89 Sondergaard, Erkki
23	38	24,47	1,5529	33,4586	47,80	48 Ivaskevicius, Saulius
24	45	30,48	1,4764	31,8094	45,44	47 Larsen, Soren W
25	47	34,41	1,3659	29,4287	42,04	109 Frydendal, Lars
26	50	37,34	1,3390	28,8505	41,22	83 Polishsuk, Andrei
27	49	37,01	1,3240	28,5256	40,75	18 Heidelberg, Carsten
28	47	36,25	1,2966	27,9350	39,91	94 Dovland, Bjørn Atle
29	43	33,74	1,2745	27,4588	39,23	90 Dahl, Øyvind
30	32	25,90	1,2355	26,6200	38,03	4 Voss, Rene
31	53	47,75	1,1099	23,9145	34,16	120 Skov, Mogens
32	36	34,49	1,0438	22,4889	32,13	65 Hansen, Frank
33	38	36,79	1,0329	22,2542	31,79	95 Kjelvei, Olav
34	34	32,96	1,0316	22,2254	31,75	52 Roos, Gunnar
35	45	63,26	0,7113	15,3265	21,89	35 Wiel, Elisabeth
36	34	49,76	0,6833	14,7217	21,03	100 Alexandersen, Morten
37	38	71,23	0,5335	11,4942	16,42	73 Aas, Jan-Erik
38	15	57,66	0,2601	5,6050	8,01	87 Doroshenko, Lidia
39	12	84,54	0,1419	3,0583	4,37	76 Reistad, Øyvind

# Rooster Mountain 2008

Printed juli 27, 2008 at 17:58



## Disqualified Shooters

<u>No.</u>	<u>Name</u>
------------	-------------

2	Hansen, Peter
46	Strengenes, Odd
107	Kolind, Nicolai