

MODIFIED -- Overall Match Results

SweDen Cup 5

Printed augusti 10, 2008 at 18:10



	<u>%</u>	<u>Points</u>	<u>Competitor</u>	<u>Cat</u>	<u>Reg</u>	<u>Cls</u>	<u>Tag</u>	<u>ICS</u>
1	100,00	740,0000	25 Larsson, Peter		SWE		GDS	

OPEN -- Overall Match Results

SweDen Cup 5

Printed augusti 10, 2008 at 18:10



	<u>%</u>	<u>Points</u>	<u>Competitor</u>	<u>Cat</u>	<u>Reg</u>	<u>Cls</u>	<u>Tag</u>	<u>ICS</u>
1	100,00	711,9671	93 Tran, Faj		SWE		KPK	
2	88,24	628,2055	85 Saltin, Robert		SWE		MPS	

PRODUCTION -- Overall Match Results

SweDen Cup 5

Printed augusti 10, 2008 at 18:10



	<u>%</u>	<u>Points</u>	<u>Competitor</u>	<u>Cat</u>	<u>Reg</u>	<u>Cls</u>	<u>Tag</u>	<u>ICS</u>
1	100,00	713,1526	13 Björk, Jörgen		SWE		VÄP	
2	96,93	691,2503	78 Hagemann, Lars		DEN		KBH	
3	89,27	636,6346	12 Hjelm, Tommy		SWE		HAL	
4	88,27	629,5093	57 Nilsson, Daniel		SWE		NYP	
5	88,22	629,1655	65 Falk, Robert		SWE		VÄP	
6	87,77	625,9180	20 Johannesson, Stefan		SWE		GDS	
7	80,55	574,4566	33 Tillström, Daniel		SWE		EDS	
8	77,44	552,2871	74 Heidelberg, Carsten		DEN		KBH	
9	76,18	543,3044	22 Gunnarsson, Robert		SWE		GDS	
10	76,04	542,2753	75 Hansen, Gert E	S	DEN		SJÄ	
11	74,98	534,6953	41 Jensen, Christian D		DEN		KBH	
12	74,68	532,5567	11 Rånge, Niklas		SWE		HAL	
13	72,97	520,3810	7 Appelkvist, Magnus		SWE		KPK	
14	72,39	516,2459	23 Johansson, Mikael		SWE		GDS	
15	71,54	510,1899	21 Larsen, Sören		DEN		KBH	
16	68,90	491,3821	27 Forslund, Tony		SWE		GDS	
17	67,75	483,1260	43 Petrovic, Sasa		SWE		JKG	
18	67,58	481,9630	48 Guldstrand, Mårten		SWE		VÄP	
19	65,39	466,3453	14 Strandberg, Anders		SWE		VÄP	
20	64,35	458,9320	17 Saxhøj, Ulrik		DEN		SJÄ	
21	64,12	457,2770	6 Söderholm, Håkan T		SWE		KPK	
22	61,46	438,3069	58 Gustafsson, Rickard		SWE		VÄP	
23	57,46	409,8015	49 Barkman, Niklas		SWE		VÄP	
24	53,92	384,5486	92 Møller, Simon		DEN		KBH	
25	53,08	378,5224	5 Rohlen, Anders		SWE		MPS	
26	51,55	367,6068	82 Wessman, Micke		SWE		KPK	
27	50,40	359,4282	52 Lundin, Patrik		SWE		KPK	
28	48,04	342,5913	62 Selimaj, Enver		SWE		KPK	
29	46,80	333,7748	88 Hedin, Per-Olof		SWE		KPK	
30	46,22	329,6177	90 Höglund, Peter		SWE		HAL	
31	44,31	315,9850	16 Ingmansson, Hans		SWE		GDS	
32	44,24	315,4722	86 Berg, Ulf		SWE		KPK	
33	42,66	304,2254	35 Zigovic, Dzibo		SWE		KPK	
34	42,15	300,5898	87 Nilsson, Jonas		SWE		KPK	

REVOLVER (STANDARD) -- Overall Match Results

SweDen Cup 5

Printed augusti 10, 2008 at 18:10



	<u>%</u>	<u>Points</u>	<u>Competitor</u>	<u>Cat</u>	<u>Reg</u>	<u>Cls</u>	<u>Tag</u>	<u>ICS</u>
1	100,00	723,5585	36 Lindfors, Anders		SWE		KID	
2	83,41	603,5546	70 Wennerbom, Anders		SWE		GDS	
3	80,64	583,4793	50 Nielsen, Steen Pico	S	DEN		SJÄ	
4	79,88	577,9491	26 Lundberg, Fredrik		SWE		KPK	
5	78,51	568,0586	55 Jensen, Hans Jörgen	SS	DEN		SJÄ	

STANDARD -- Overall Match Results

SweDen Cup 5

Printed augusti 10, 2008 at 18:10



	<u>%</u>	<u>Points</u>	<u>Competitor</u>	<u>Cat</u>	<u>Reg</u>	<u>Cls</u>	<u>Tag</u>	<u>ICS</u>
1	100,00	692,8227	37 Bäckström, Mats O		SWE		MPS	
2	92,91	643,6702	67 Nilsson, Kim		SWE		ÄPK	
3	91,81	636,0740	76 Schieck, Peter		DEN		KBH	
4	88,68	614,3959	94 Petersen, Kristian H		DEN		SJÄ	
5	88,36	612,1904	15 Gustafsson, Mattias		SWE		VÄP	
6	88,01	609,7422	54 Hermander, Tomas	S	SWE		VÄP	
7	84,74	587,1323	2 Hwass, Örjan		SWE		MPS	
8	84,27	583,8459	51 Gustavsson, Lars		SWE		NYP	
9	82,42	571,0206	30 Kastell, Peter		SWE		GDS	
10	82,14	569,0736	24 Ingemarsson, LarsÅke		SWE		TOR	
11	79,95	553,9227	28 Holmberg, Daniel		SWE		MPS	
12	78,41	543,2525	71 Fristrup, Klaus		DEN		SJÄ	
13	75,41	522,4360	31 Karlsson, Andreas		SWE		NYP	
14	74,06	513,0933	8 Parasidis, Matheos		SWE		ÄPK	
15	73,58	509,7672	32 Thörnberg, Jimmy		SWE		NYP	
16	73,17	506,9499	39 Glad, Kalle		SWE		JKG	
17	72,52	502,4321	73 Sandberg, Jens		SWE		GDS	
18	69,13	478,9642	66 Andersen, Peter Munk		DEN		KBH	
19	67,75	469,3696	46 Odgaard-Nexe, Adam		SWE		VÄP	
20	67,18	465,4597	3 Mattila, Thomas		SWE		TOR	
21	66,89	463,4291	79 Rigtrup, Jørgen		DEN		KBH	
22	66,16	458,3502	84 Weisinger, Mark		DEN		KBH	
23	65,97	457,0688	44 Hallberg, Martin		SWE		MPS	
24	64,55	447,1832	29 Bäckman, Anders		SWE		VÄP	
25	62,59	433,6279	80 Jönsson, Mats		SWE		MPS	
26	61,13	423,5158	47 Krook, Oscar		SWE		KPK	
27	60,01	415,7728	40 Forsberg, Andreas		SWE		NYP	
28	59,14	409,7568	81 Gustafsson, Nils Göran	S	SWE		NYP	
29	58,17	403,0102	10 Frederiksen, Rene		DEN		MPS	
30	57,76	400,1440	56 Borg, Björn		SWE		TOR	
31	52,12	361,1210	64 Tillmar, Anders	S	SWE		MPS	
32	51,86	359,2714	77 Persson, John		SWE		TOR	
33	48,35	334,9501	1 Sandberg, Anders		SWE		KPK	
34	35,67	247,1036	34 Tollbom, Örjan	SS	SWE		NYP	
35	32,37	224,2478	63 Arvidsson, Anders		SWE		MPS	

SweDen Cup 5

Printed augusti 10, 2008 at 18:10



Disqualified Shooters

<u>No.</u>	<u>Name</u>
------------	-------------

9	Andersson, Robert
---	-------------------

OPEN -- Overall Stage Results

SweDen Cup 5

Printed augusti 10, 2008 at 18:09



Stage 1 -- The race

	PTS	TIME	HIT FACTOR	STAGE POINTS	STAGE PERCENT	COMPETITOR # Name
1	146	16,26	8,9791	160,0000	100,00	93 Tran, Faj
2	140	16,41	8,5314	152,0222	95,01	85 Saltin, Robert

STANDARD -- Overall Stage Results

SweDen Cup 5

Printed augusti 10, 2008 at 18:09



Stage 1 -- The race

	PTS	TIME	HIT FACTOR	STAGE POINTS	STAGE PERCENT	COMPETITOR # Name
1	156	18,37	8,4921	160,0000	100,00	37 Bäckström, Mats O
2	154	18,89	8,1525	153,6008	96,00	76 Schieck, Peter
3	150	19,87	7,5491	142,2322	88,90	24 Ingemarsson, LarsÅke
4	154	20,99	7,3368	138,2334	86,40	30 Kastell, Peter
5	154	21,70	7,0968	133,7105	83,57	94 Petersen, Kristian H
6	147	20,80	7,0673	133,1553	83,22	54 Hermander, Tomas
7	145	20,53	7,0628	133,0710	83,17	15 Gustafsson, Mattias
8	138	20,05	6,8828	129,6789	81,05	67 Nilsson, Kim
9	148	22,00	6,7273	126,7487	79,22	51 Gustavsson, Lars
10	118	18,23	6,4728	121,9551	76,22	28 Holmberg, Daniel
11	131	21,03	6,2292	117,3645	73,35	2 Hwass, Örjan
12	123	19,90	6,1809	116,4546	72,78	44 Hallberg, Martin
13	152	25,38	5,9890	112,8383	70,52	8 Parasidis, Matheos
14	148	25,53	5,7971	109,2233	68,26	39 Glad, Kalle
15	126	21,91	5,7508	108,3509	67,72	3 Mattila, Thomas
16	151	27,21	5,5494	104,5570	65,35	73 Sandberg, Jens
17	154	27,87	5,5257	104,1090	65,07	84 Weisinger, Mark
18	147	26,82	5,4810	103,2674	64,54	29 Bäckman, Anders
19	152	27,78	5,4716	103,0898	64,43	66 Andersen, Peter Munk
20	148	27,18	5,4452	102,5928	64,12	71 Fristrup, Klaus
21	154	28,90	5,3287	100,3986	62,75	31 Karlsson, Andreas
22	153	29,05	5,2668	99,2316	62,02	1 Sandberg, Anders
23	122	23,29	5,2383	98,6949	61,68	32 Thörnberg, Jimmy
24	156	30,70	5,0814	95,7394	59,84	47 Krook, Oscar
25	156	31,20	5,0000	94,2051	58,88	46 Odgaard-Nexe, Adam
26	116	23,47	4,9425	93,1214	58,20	79 Rigtrup, Jørgen
27	134	27,21	4,9247	92,7857	57,99	81 Gustafsson, Nils Göran
28	134	27,57	4,8604	91,5741	57,23	40 Forsberg, Andreas
29	154	32,22	4,7796	90,0533	56,28	77 Persson, John
30	148	31,05	4,7665	89,8059	56,13	64 Tillmar, Anders
31	82	17,48	4,6911	88,3847	55,24	80 Jönsson, Mats
32	144	32,15	4,4790	84,3890	52,74	10 Frederiksen, Rene
33	149	40,87	3,6457	68,6888	42,93	56 Borg, Björn
34	142	43,32	3,2779	61,7596	38,60	34 Tollbom, Örjan
35	146	48,01	3,0410	57,2962	35,81	63 Arvidsson, Anders

PRODUCTION -- Overall Stage Results

SweDen Cup 5

Printed augusti 10, 2008 at 18:09



Stage 1 -- The race

	PTS	TIME	HIT FACTOR	STAGE POINTS	STAGE PERCENT	COMPETITOR # Name
1	144	19,40	7,4227	160,0000	100,00	13 Björk, Jörgen
2	138	18,82	7,3326	158,0588	98,79	20 Johannesson, Stefan
3	150	21,02	7,1361	153,8217	96,14	57 Nilsson, Daniel
4	152	22,11	6,8747	148,1884	92,62	65 Falk, Robert
5	112	16,51	6,7838	146,2279	91,39	12 Hjelm, Tommy
6	144	21,51	6,6946	144,3050	90,19	22 Gunnarsson, Robert
7	123	18,88	6,5148	140,4308	87,77	78 Hagemann, Lars
8	150	24,25	6,1856	133,3333	83,33	33 Tillström, Daniel
9	138	23,13	5,9663	128,6064	80,38	41 Jensen, Christian D
10	148	24,82	5,9629	128,5343	80,33	11 Rånge, Niklas
11	136	23,20	5,8621	126,3602	78,98	7 Appelkvist, Magnus
12	150	26,08	5,7515	123,9775	77,49	74 Heidelberg, Carsten
13	142	24,75	5,7374	123,6723	77,30	23 Johansson, Mikael
14	134	25,06	5,3472	115,2612	72,04	58 Gustafsson, Rickard
15	135	25,57	5,2796	113,8052	71,13	6 Söderholm, Håkan T
16	146	27,73	5,2651	113,4912	70,93	75 Hansen, Gert E
17	142	27,46	5,1712	111,4672	69,67	27 Forslund, Tony
18	131	25,58	5,1212	110,3901	68,99	5 Rohlen, Anders
19	158	31,46	5,0223	108,2574	67,66	14 Strandberg, Anders
20	134	27,46	4,8798	105,1873	65,74	82 Wessman, Micke
21	136	28,20	4,8227	103,9559	64,97	62 Selimaj, Enver
22	150	32,31	4,6425	100,0722	62,55	48 Guldstrand, Mårten
23	132	29,24	4,5144	97,3096	60,82	49 Barkman, Niklas
24	154	35,26	4,3676	94,1451	58,84	43 Petrovic, Sasa
25	146	34,04	4,2891	92,4533	57,78	92 Møller, Simon
26	158	37,14	4,2542	91,7011	57,31	52 Lundin, Patrik
27	115	27,87	4,1263	88,9447	55,59	35 Zigovic, Dzibo
28	129	34,73	3,7144	80,0653	50,04	17 Saxhøj, Ulrik
29	158	42,76	3,6950	79,6487	49,78	90 Höglund, Peter
30	136	37,21	3,6549	78,7841	49,24	16 Ingmansson, Hans
31	144	39,72	3,6254	78,1470	48,84	86 Berg, Ulf
32	144	40,51	3,5547	76,6231	47,89	88 Hedin, Per-Olof
33	142	47,92	2,9633	63,8750	39,92	87 Nilsson, Jonas
34	37	17,76	2,0833	44,9074	28,07	21 Larsen, Sören

MODIFIED -- Overall Stage Results

SweDen Cup 5

Printed augusti 10, 2008 at 18:09



Stage 1 -- The race

	PTS	TIME	HIT FACTOR	STAGE POINTS	STAGE PERCENT	COMPETITOR # Name
1	137	23,31	5,8773	160,0000	100,00	25 Larsson, Peter

REVOLVER (STANDARD) -- Overall Stage Results

SweDen Cup 5

Printed augusti 10, 2008 at 18:09



Stage 1 -- The race

	PTS	TIME	HIT FACTOR	STAGE POINTS	STAGE PERCENT	COMPETITOR # Name
1	153	35,18	4,3491	160,0000	100,00	36 Lindfors, Anders
2	157	41,52	3,7813	139,1127	86,95	50 Nielsen, Steen Pico
3	155	47,50	3,2632	120,0501	75,03	26 Lundberg, Fredrik
4	154	48,26	3,1910	117,3972	73,37	70 Wennerbom, Anders
5	157	50,41	3,1145	114,5796	71,61	55 Jensen, Hans Jörgen

OPEN -- Overall Stage Results

SweDen Cup 5

Printed augusti 10, 2008 at 18:09




Stage 2 -- Tivoli

	PTS	TIME	HIT FACTOR	STAGE POINTS	STAGE PERCENT	COMPETITOR # Name
1	107	16,40	6,5244	125,0000	100,00	93 Tran, Faj
2	120	18,93	6,3391	121,4509	97,16	85 Saltin, Robert

STANDARD -- Overall Stage Results

SweDen Cup 5

Printed augusti 10, 2008 at 18:09



Stage 2 -- Tivoli

	PTS	TIME	HIT FACTOR	STAGE POINTS	STAGE PERCENT	COMPETITOR # Name
1	116	21,06	5,5081	125,0000	100,00	37 Bäckström, Mats O
2	117	23,22	5,0388	114,3494	91,48	94 Petersen, Kristian H
3	103	21,17	4,8654	110,4147	88,33	3 Mattila, Thomas
4	117	24,22	4,8307	109,6282	87,70	51 Gustavsson, Lars
5	116	24,99	4,6419	105,3421	84,27	15 Gustafsson, Mattias
6	113	27,32	4,1362	93,8660	75,09	31 Karlsson, Andreas
7	109	26,40	4,1288	93,6986	74,96	80 Jönsson, Mats
8	103	25,19	4,0889	92,7939	74,24	67 Nilsson, Kim
9	115	28,48	4,0379	91,6365	73,31	71 Fristrup, Klaus
10	115	28,71	4,0056	90,9023	72,72	2 Hwass, Örjan
11	109	27,61	3,9478	89,5923	71,67	39 Glad, Kalle
12	116	29,81	3,8913	88,3093	70,65	54 Hermander, Tomas
13	111	28,71	3,8662	87,7405	70,19	76 Schieck, Peter
14	113	29,40	3,8435	87,2251	69,78	8 Parasidis, Matheos
15	101	26,52	3,8084	86,4287	69,14	32 Thörnberg, Jimmy
16	116	31,62	3,6686	83,2543	66,60	46 Odgaard-Nexe, Adam
17	98	26,88	3,6458	82,7384	66,19	24 Ingemarsson, LarsÅke
18	98	27,11	3,6149	82,0365	65,63	28 Holmberg, Daniel
19	113	32,84	3,4409	78,0882	62,47	66 Andersen, Peter Munk
20	115	34,16	3,3665	76,3995	61,12	56 Borg, Björn
21	109	33,06	3,2970	74,8228	59,86	84 Weisinger, Mark
22	104	32,42	3,2079	72,7999	58,24	30 Kastell, Peter
23	105	32,81	3,2002	72,6262	58,10	40 Forsberg, Andreas
24	106	34,92	3,0355	68,8878	55,11	1 Sandberg, Anders
25	74	24,97	2,9636	67,2548	53,80	44 Hallberg, Martin
26	97	34,26	2,8313	64,2532	51,40	81 Gustafsson, Nils Göran
27	82	30,75	2,6667	60,5172	48,41	29 Bäckman, Anders
28	79	29,70	2,6599	60,3644	48,29	73 Sandberg, Jens
29	74	28,06	2,6372	59,8487	47,88	79 Rigtrup, Jørgen
30	72	35,49	2,0287	46,0402	36,83	77 Persson, John
31	45	29,99	1,5005	34,0523	27,24	10 Frederiksen, Rene
32	55	37,77	1,4562	33,0465	26,44	47 Krook, Oscar
33	46	44,76	1,0277	23,3227	18,66	63 Arvidsson, Anders
34	33	38,50	0,8571	19,4520	15,56	64 Tillmar, Anders
35	43	65,95	0,6520	14,7967	11,84	34 Tollbom, Örjan

PRODUCTION -- Overall Stage Results

SweDen Cup 5

Printed augusti 10, 2008 at 18:09



Stage 2 -- Tivoli

	PTS	TIME	HIT FACTOR	STAGE POINTS	STAGE PERCENT	COMPETITOR # Name
1	95	19,83	4,7907	125,0000	100,00	13 Björk, Jörgen
2	105	23,23	4,5200	117,9368	94,35	65 Falk, Robert
3	88	19,64	4,4807	116,9096	93,53	78 Hagemann, Lars
4	119	27,35	4,3510	113,5269	90,82	57 Nilsson, Daniel
5	111	26,15	4,2447	110,7543	88,60	12 Hjelm, Tommy
6	123	29,71	4,1400	108,0219	86,42	75 Hansen, Gert E
7	109	26,85	4,0596	105,9233	84,74	21 Larsen, Sören
8	107	26,73	4,0030	104,4465	83,56	74 Heidelberg, Carsten
9	107	27,63	3,8726	101,0443	80,84	43 Petrovic, Sasa
10	117	30,29	3,8627	100,7850	80,63	33 Tillström, Daniel
11	117	31,56	3,7072	96,7293	77,38	11 Rånge, Niklas
12	105	29,06	3,6132	94,2764	75,42	20 Johannesson, Stefan
13	107	30,47	3,5117	91,6264	73,30	58 Gustafsson, Rickard
14	117	34,28	3,4131	89,0542	71,24	14 Strandberg, Anders
15	101	29,99	3,3678	87,8727	70,30	49 Barkman, Niklas
16	101	30,08	3,3577	87,6098	70,09	27 Forslund, Tony
17	105	31,59	3,3238	86,7259	69,38	23 Johansson, Mikael
18	83	25,88	3,2071	83,6803	66,94	41 Jensen, Christian D
19	101	31,89	3,1671	82,6373	66,11	92 Møller, Simon
20	105	33,33	3,1503	82,1983	65,76	7 Appelkvist, Magnus
21	101	32,29	3,1279	81,6136	65,29	82 Wessman, Micke
22	101	33,02	3,0588	79,8093	63,85	48 Guldstrand, Mårten
23	115	37,68	3,0520	79,6336	63,71	6 Söderholm, Håkan T
24	93	31,13	2,9875	77,9494	62,36	17 Saxhøj, Ulrik
25	97	34,66	2,7986	73,0218	58,42	22 Gunnarsson, Robert
26	109	45,34	2,4041	62,7269	50,18	90 Höglund, Peter
27	119	54,97	2,1648	56,4846	45,19	86 Berg, Ulf
28	113	52,27	2,1619	56,4073	45,13	88 Hedin, Per-Olof
29	80	40,38	1,9812	51,6931	41,35	52 Lundin, Patrik
30	75	39,35	1,9060	49,7308	39,78	87 Nilsson, Jonas
31	70	44,83	1,5615	40,7416	32,59	16 Ingmansson, Hans
32	74	47,54	1,5566	40,6146	32,49	62 Selimaj, Enver
33	60	39,34	1,5252	39,7948	31,84	35 Zigovic, Dzibo
34	0	32,00	0,0000	0,0000	0,00	5 Rohlen, Anders

MODIFIED -- Overall Stage Results

SweDen Cup 5

Printed augusti 10, 2008 at 18:09




Stage 2 -- Tivoli

	PTS	TIME	HIT FACTOR	STAGE POINTS	STAGE PERCENT	COMPETITOR # Name
1	105	27,16	3,8660	125,0000	100,00	25 Larsson, Peter

REVOLVER (STANDARD) -- Overall Stage Results

SweDen Cup 5

Printed augusti 10, 2008 at 18:09



Stage 2 -- Tivoli

	PTS	TIME	HIT FACTOR	STAGE POINTS	STAGE PERCENT	COMPETITOR # Name
1	104	38,36	2,7112	125,0000	100,00	36 Lindfors, Anders
2	117	49,25	2,3756	109,5304	87,62	70 Wennerbom, Anders
3	124	59,67	2,0781	95,8122	76,65	26 Lundberg, Fredrik
4	119	57,76	2,0602	94,9894	75,99	55 Jensen, Hans Jörgen
5	86	53,23	1,6156	74,4899	59,59	50 Nielsen, Steen Pico

OPEN -- Overall Stage Results

SweDen Cup 5

Printed augusti 10, 2008 at 18:09



Stage 3 -- Nine and out

	PTS	TIME	HIT FACTOR	STAGE POINTS	STAGE PERCENT	COMPETITOR # Name
1	84	10,18	8,2515	90,0000	100,00	93 Tran, Faj
2	66	9,41	7,0138	76,5007	85,00	85 Saltin, Robert

STANDARD -- Overall Stage Results

SweDen Cup 5

Printed augusti 10, 2008 at 18:09



Stage 3 -- Nine and out

	PTS	TIME	HIT FACTOR	STAGE POINTS	STAGE PERCENT	COMPETITOR # Name
1	85	8,88	9,5721	90,0000	100,00	67 Nilsson, Kim
2	90	10,30	8,7379	82,1565	91,28	37 Bäckström, Mats O
3	86	10,21	8,4231	79,1971	88,00	54 Hermander, Tomas
4	86	10,52	8,1749	76,8633	85,40	15 Gustafsson, Mattias
5	88	10,95	8,0365	75,5623	83,96	2 Hwass, Örjan
6	83	10,39	7,9885	75,1102	83,46	76 Schieck, Peter
7	82	10,27	7,9844	75,0723	83,41	24 Ingemarsson, LarsÅke
8	85	10,68	7,9588	74,8315	83,15	94 Petersen, Kristian H
9	82	10,82	7,5786	71,2563	79,17	3 Mattila, Thomas
10	87	11,59	7,5065	70,5785	78,42	73 Sandberg, Jens
11	80	11,12	7,1942	67,6428	75,16	71 Fristrup, Klaus
12	82	11,51	7,1242	66,9846	74,43	32 Thörnberg, Jimmy
13	73	10,31	7,0805	66,5734	73,97	28 Holmberg, Daniel
14	84	11,87	7,0767	66,5373	73,93	79 Rigtrup, Jørgen
15	82	12,19	6,7268	63,2480	70,28	64 Tillmar, Anders
16	84	12,61	6,6614	62,6326	69,59	66 Andersen, Peter Munk
17	74	11,18	6,6190	62,2338	69,15	10 Frederiksen, Rene
18	90	13,75	6,5455	61,5427	68,38	47 Krook, Oscar
19	88	13,60	6,4706	60,8388	67,60	31 Karlsson, Andreas
20	87	13,58	6,4065	60,2360	66,93	8 Parasidis, Matheos
21	82	12,83	6,3913	60,0930	66,77	77 Persson, John
22	82	13,02	6,2980	59,2160	65,80	39 Glad, Kalle
23	85	13,77	6,1728	58,0392	64,49	46 Odgaard-Nexe, Adam
24	88	14,46	6,0858	57,2204	63,58	40 Forsberg, Andreas
25	72	11,88	6,0606	56,9840	63,32	30 Kastell, Peter
26	89	14,76	6,0298	56,6944	62,99	29 Bäckman, Anders
27	72	12,23	5,8872	55,3532	61,50	44 Hallberg, Martin
28	70	13,04	5,3681	50,4728	56,08	56 Borg, Björn
29	90	16,87	5,3349	50,1607	55,73	84 Weisinger, Mark
30	87	17,68	4,9208	46,2672	51,41	1 Sandberg, Anders
31	88	18,18	4,8405	45,5119	50,57	51 Gustavsson, Lars
32	82	19,64	4,1752	39,2563	43,62	81 Gustafsson, Nils Göran
33	88	21,98	4,0036	37,6436	41,83	63 Arvidsson, Anders
34	88	22,44	3,9216	36,8720	40,97	34 Tollbom, Örjan
35	42	11,15	3,7668	35,4169	39,35	80 Jönsson, Mats

PRODUCTION -- Overall Stage Results

SweDen Cup 5

Printed augusti 10, 2008 at 18:09



Stage 3 -- Nine and out

	PTS	TIME	HIT FACTOR	STAGE POINTS	STAGE PERCENT	COMPETITOR # Name
1	88	9,69	9,0815	90,0000	100,00	13 Björk, Jörgen
2	90	10,63	8,4666	83,9060	93,23	27 Forslund, Tony
3	80	9,76	8,1967	81,2314	90,26	78 Hagemann, Lars
4	78	9,64	8,0913	80,1865	89,10	12 Hjelm, Tommy
5	82	10,74	7,6350	75,6647	84,07	20 Johannesson, Stefan
6	76	10,24	7,4219	73,5525	81,72	21 Larsen, Sören
7	82	11,10	7,3874	73,2107	81,35	65 Falk, Robert
8	86	11,68	7,3630	72,9691	81,08	74 Heidelberg, Carsten
9	90	12,34	7,2934	72,2788	80,31	33 Tillström, Daniel
10	90	12,42	7,2464	71,8132	79,79	43 Petrovic, Sasa
11	82	11,32	7,2438	71,7879	79,76	22 Gunnarsson, Robert
12	90	12,44	7,2347	71,6978	79,66	57 Nilsson, Daniel
13	88	12,53	7,0231	69,6010	77,33	7 Appelkvist, Magnus
14	86	12,35	6,9636	69,0105	76,68	58 Gustafsson, Rickard
15	90	12,96	6,9444	68,8210	76,47	14 Strandberg, Anders
16	76	10,95	6,9406	68,7833	76,43	23 Johansson, Mikael
17	88	12,87	6,8376	67,7622	75,29	48 Guldstrand, Mårten
18	80	11,79	6,7854	67,2450	74,72	5 Rohlen, Anders
19	88	13,00	6,7692	67,0846	74,54	75 Hansen, Gert E
20	80	11,91	6,7170	66,5674	73,96	41 Jensen, Christian D
21	76	12,24	6,2092	61,5341	68,37	49 Barkman, Niklas
22	84	13,58	6,1856	61,3004	68,11	52 Lundin, Patrik
23	86	13,97	6,1560	61,0078	67,79	62 Selimaj, Enver
24	84	13,76	6,1047	60,4985	67,22	17 Saxhøj, Ulrik
25	84	13,84	6,0694	60,1488	66,83	11 Rånge, Niklas
26	74	12,26	6,0359	59,8170	66,46	35 Zigovic, Dzibo
27	84	14,87	5,6490	55,9825	62,20	92 Møller, Simon
28	74	13,46	5,4978	54,4842	60,54	82 Wessman, Micke
29	76	14,27	5,3259	52,7805	58,64	16 Ingmansson, Hans
30	90	19,23	4,6802	46,3817	51,54	87 Nilsson, Jonas
31	90	20,77	4,3332	42,9427	47,71	88 Hedin, Per-Olof
32	90	22,74	3,9578	39,2225	43,58	90 Höglund, Peter
33	43	12,31	3,4931	34,6174	38,46	6 Söderholm, Håkan T
34	90	26,88	3,3482	33,1816	36,87	86 Berg, Ulf

MODIFIED -- Overall Stage Results

SweDen Cup 5

Printed augusti 10, 2008 at 18:09




Stage 3 -- Nine and out

	PTS	TIME	HIT FACTOR	STAGE POINTS	STAGE PERCENT	COMPETITOR # Name
1	85	11,46	7,4171	90,0000	100,00	25 Larsson, Peter

REVOLVER (STANDARD) -- Overall Stage Results

SweDen Cup 5

Printed augusti 10, 2008 at 18:09



Stage 3 -- Nine and out

	PTS	TIME	HIT FACTOR	STAGE POINTS	STAGE PERCENT	COMPETITOR # Name
1	86	15,75	5,4603	90,0000	100,00	36 Lindfors, Anders
2	88	17,92	4,9107	80,9411	89,93	70 Wennerbom, Anders
3	87	19,47	4,4684	73,6509	81,83	55 Jensen, Hans Jörgen
4	89	20,07	4,4345	73,0916	81,21	50 Nielsen, Steen Pico
5	72	19,74	3,6474	60,1187	66,80	26 Lundberg, Fredrik

OPEN -- Overall Stage Results

SweDen Cup 5

Printed augusti 10, 2008 at 18:09



Stage 4 -- Barrel Bonanza

	PTS	TIME	HIT FACTOR	STAGE POINTS	STAGE PERCENT	COMPETITOR # Name
1	74	9,93	7,4522	80,0000	100,00	85 Saltin, Robert
2	75	11,99	6,2552	67,1506	83,94	93 Tran, Faj

STANDARD -- Overall Stage Results

SweDen Cup 5

Printed augusti 10, 2008 at 18:09



Stage 4 -- Barrel Bonanza

	PTS	TIME	HIT FACTOR	STAGE POINTS	STAGE PERCENT	COMPETITOR # Name
1	79	11,03	7,1623	80,0000	100,00	37 Bäckström, Mats O
2	76	10,63	7,1496	79,8581	99,82	67 Nilsson, Kim
3	76	11,34	6,7019	74,8581	93,57	94 Petersen, Kristian H
4	74	11,52	6,4236	71,7493	89,69	15 Gustafsson, Mattias
5	73	11,48	6,3589	71,0263	88,78	30 Kastell, Peter
6	78	12,33	6,3260	70,6594	88,32	76 Schieck, Peter
7	76	12,34	6,1588	68,7918	85,99	2 Hwass, Örjan
8	73	12,51	5,8353	65,1784	81,47	54 Hermander, Tomas
9	76	13,14	5,7839	64,6036	80,75	28 Holmberg, Daniel
10	72	13,51	5,3294	59,5272	74,41	56 Borg, Björn
11	76	14,91	5,0972	56,9343	71,17	8 Parasidis, Matheos
12	73	14,36	5,0836	56,7815	70,98	31 Karlsson, Andreas
13	60	11,90	5,0420	56,3174	70,40	24 Ingemarsson, LarsÅke
14	77	15,30	5,0327	56,2131	70,27	73 Sandberg, Jens
15	74	15,20	4,8684	54,3784	67,97	39 Glad, Kalle
16	72	14,99	4,8032	53,6499	67,06	71 Fristrup, Klaus
17	76	16,21	4,6885	52,3684	65,46	66 Andersen, Peter Munk
18	73	15,76	4,6320	51,7374	64,67	46 Odgaard-Nexe, Adam
19	79	17,71	4,4608	49,8250	62,28	47 Krook, Oscar
20	74	16,62	4,4525	49,7324	62,17	40 Forsberg, Andreas
21	64	14,62	4,3776	48,8957	61,12	64 Tillmar, Anders
22	53	12,19	4,3478	48,5636	60,70	32 Thörnberg, Jimmy
23	49	11,28	4,3440	48,5205	60,65	80 Jönsson, Mats
24	70	16,71	4,1891	46,7907	58,49	84 Weisinger, Mark
25	72	17,38	4,1427	46,2723	57,84	29 Bäckman, Anders
26	58	14,19	4,0874	45,6545	57,07	10 Frederiksen, Rene
27	62	15,19	4,0816	45,5903	56,99	79 Rigtrup, Jørgen
28	70	17,25	4,0580	45,3260	56,66	51 Gustavsson, Lars
29	64	19,00	3,3684	37,6240	47,03	81 Gustafsson, Nils Göran
30	49	15,11	3,2429	36,2218	45,28	77 Persson, John
31	76	25,25	3,0099	33,6195	42,02	34 Tollbom, Örjan
32	55	21,01	2,6178	29,2398	36,55	1 Sandberg, Anders
33	34	13,28	2,5602	28,5969	35,75	44 Hallberg, Martin
34	50	22,12	2,2604	25,2478	31,56	63 Arvidsson, Anders
35	0	4,98	0,0000	0,0000	0,00	3 Mattila, Thomas

PRODUCTION -- Overall Stage Results

SweDen Cup 5

Printed augusti 10, 2008 at 18:09



Stage 4 -- Barrel Bonanza

	PTS	TIME	HIT FACTOR	STAGE POINTS	STAGE PERCENT	COMPETITOR # Name
1	72	10,78	6,6790	80,0000	100,00	78 Hagemann, Lars
2	66	10,50	6,2857	75,2889	94,11	12 Hjelm, Tommy
3	72	11,46	6,2827	75,2531	94,07	13 Björk, Jörgen
4	70	11,91	5,8774	70,3984	88,00	21 Larsen, Sören
5	72	12,29	5,8584	70,1709	87,71	65 Falk, Robert
6	74	12,73	5,8130	69,6273	87,03	57 Nilsson, Daniel
7	74	12,99	5,6967	68,2337	85,29	33 Tillström, Daniel
8	76	13,87	5,4795	65,6317	82,04	75 Hansen, Gert E
9	68	12,59	5,4011	64,6933	80,87	20 Johannesson, Stefan
10	68	13,56	5,0147	60,0656	75,08	7 Appelkvist, Magnus
11	72	14,42	4,9931	59,8058	74,76	74 Heidelberg, Carsten
12	74	15,32	4,8303	57,8561	72,32	48 Guldstrand, Mårten
13	62	12,87	4,8174	57,7018	72,13	41 Jensen, Christian D
14	64	13,51	4,7372	56,7415	70,93	22 Gunnarsson, Robert
15	72	15,30	4,7059	56,3660	70,46	6 Söderholm, Håkan T
16	72	15,32	4,6997	56,2924	70,37	82 Wessman, Micke
17	72	15,50	4,6452	55,6387	69,55	23 Johansson, Mikael
18	66	14,41	4,5802	54,8600	68,58	11 Rånge, Niklas
19	68	15,40	4,4156	52,8889	66,11	27 Forslund, Tony
20	66	14,99	4,4029	52,7374	65,92	49 Barkman, Niklas
21	70	15,94	4,3915	52,6000	65,75	14 Strandberg, Anders
22	72	16,92	4,2553	50,9693	63,71	17 Saxhøj, Ulrik
23	59	14,14	4,1726	49,9780	62,47	43 Petrovic, Sasa
24	72	18,91	3,8075	45,6055	57,01	62 Selimaj, Enver
25	64	17,54	3,6488	43,7045	54,63	52 Lundin, Patrik
26	64	18,91	3,3845	40,5382	50,67	35 Zigovic, Dzibo
27	62	18,32	3,3843	40,5361	50,67	92 Møller, Simon
28	72	22,74	3,1662	37,9244	47,41	86 Berg, Ulf
29	66	21,21	3,1117	37,2717	46,59	87 Nilsson, Jonas
30	78	25,39	3,0721	36,7966	46,00	90 Höglund, Peter
31	36	11,99	3,0025	35,9633	44,95	58 Gustafsson, Rickard
32	72	24,67	2,9185	34,9574	43,70	88 Hedin, Per-Olof
33	70	24,54	2,8525	34,1664	42,71	16 Ingmansson, Hans
34	46	17,61	2,6122	31,2878	39,11	5 Rohlen, Anders

MODIFIED -- Overall Stage Results

SweDen Cup 5

Printed augusti 10, 2008 at 18:09



Stage 4 -- Barrel Bonanza

	PTS	TIME	HIT FACTOR	STAGE POINTS	STAGE PERCENT	COMPETITOR # Name
1	74	16,20	4,5679	80,0000	100,00	25 Larsson, Peter

REVOLVER (STANDARD) -- Overall Stage Results

SweDen Cup 5

Printed augusti 10, 2008 at 18:09



Stage 4 -- Barrel Bonanza

	PTS	TIME	HIT FACTOR	STAGE POINTS	STAGE PERCENT	COMPETITOR # Name
1	78	17,03	4,5802	80,0000	100,00	36 Lindfors, Anders
2	77	20,69	3,7216	65,0040	81,26	50 Nielsen, Steen Pico
3	77	23,79	3,2367	56,5336	70,67	26 Lundberg, Fredrik
4	80	26,98	2,9652	51,7915	64,74	55 Jensen, Hans Jörgen
5	57	20,07	2,8401	49,6064	62,01	70 Wennerbom, Anders

OPEN -- Overall Stage Results

SweDen Cup 5

Printed augusti 10, 2008 at 18:09



Stage 5 -- Wall-I

	PTS	TIME	HIT FACTOR	STAGE POINTS	STAGE PERCENT	COMPETITOR # Name
1	74	5,93	12,4789	80,0000	100,00	85 Saltin, Robert
2	57	5,40	10,5556	67,6697	84,59	93 Tran, Faj

STANDARD -- Overall Stage Results

SweDen Cup 5

Printed augusti 10, 2008 at 18:09



Stage 5 -- Wall-I

	PTS	TIME	HIT FACTOR	STAGE POINTS	STAGE PERCENT	COMPETITOR # Name
1	76	7,52	10,1064	80,0000	100,00	15 Gustafsson, Mattias
2	75	7,50	10,0000	79,1579	98,95	28 Holmberg, Daniel
3	75	7,72	9,7150	76,9021	96,13	76 Schieck, Peter
4	70	7,38	9,4851	75,0820	93,85	32 Thörnberg, Jimmy
5	61	6,46	9,4427	74,7466	93,43	67 Nilsson, Kim
6	76	8,05	9,4410	74,7329	93,42	51 Gustavsson, Lars
7	72	7,64	9,4241	74,5991	93,25	2 Hwass, Örjan
8	72	7,97	9,0339	71,5103	89,39	54 Hermander, Tomas
9	70	7,93	8,8272	69,8746	87,34	24 Ingemarsson, LarsÅke
10	72	8,28	8,6957	68,8329	86,04	71 Fristrup, Klaus
11	75	8,81	8,5131	67,3875	84,23	31 Karlsson, Andreas
12	56	6,59	8,4977	67,2662	84,08	37 Bäckström, Mats O
13	77	9,17	8,3969	66,4685	83,09	30 Kastell, Peter
14	76	9,41	8,0765	63,9320	79,91	3 Mattila, Thomas
15	73	9,35	7,8075	61,8024	77,25	94 Petersen, Kristian H
16	64	8,35	7,6647	60,6719	75,84	79 Rigtrup, Jørgen
17	61	8,01	7,6155	60,2825	75,35	73 Sandberg, Jens
18	66	9,25	7,1351	56,4802	70,60	44 Hallberg, Martin
19	74	10,83	6,8329	54,0876	67,61	29 Bäckman, Anders
20	78	11,87	6,5712	52,0161	65,02	39 Glad, Kalle
21	72	11,04	6,5217	51,6247	64,53	81 Gustafsson, Nils Göran
22	60	9,24	6,4935	51,4012	64,25	64 Tillmar, Anders
23	61	9,40	6,4894	51,3684	64,21	8 Parasidis, Matheos
24	45	7,32	6,1475	48,6626	60,83	80 Jönsson, Mats
25	72	12,09	5,9553	47,1412	58,93	84 Weisinger, Mark
26	72	12,15	5,9259	46,9084	58,64	77 Persson, John
27	73	12,52	5,8307	46,1544	57,69	46 Odgaard-Nexe, Adam
28	70	12,59	5,5600	44,0115	55,01	66 Andersen, Peter Munk
29	56	10,50	5,3333	42,2175	52,77	10 Frederiksen, Rene
30	72	13,98	5,1502	40,7680	50,96	63 Arvidsson, Anders
31	80	16,42	4,8721	38,5666	48,21	47 Krook, Oscar
32	72	18,29	3,9366	31,1611	38,95	34 Tollbom, Örjan
33	68	17,79	3,8224	30,2571	37,82	40 Forsberg, Andreas
34	72	19,49	3,6942	29,2425	36,55	1 Sandberg, Anders
35	76	21,29	3,5698	28,2574	35,32	56 Borg, Björn

PRODUCTION -- Overall Stage Results

SweDen Cup 5

Printed augusti 10, 2008 at 18:09



Stage 5 -- Wall-I

	PTS	TIME	HIT FACTOR	STAGE POINTS	STAGE PERCENT	COMPETITOR # Name
1	72	6,12	11,7647	80,0000	100,00	78 Hagemann, Lars
2	66	6,59	10,0152	68,1032	85,13	20 Johannesson, Stefan
3	66	6,72	9,8214	66,7857	83,48	13 Björk, Jörgen
4	64	6,57	9,7412	66,2405	82,80	21 Larsen, Sören
5	64	6,79	9,4256	64,0943	80,12	12 Hjelm, Tommy
6	76	8,72	8,7156	59,2661	74,08	5 Rohlen, Anders
7	76	8,80	8,6364	58,7273	73,41	57 Nilsson, Daniel
8	62	7,45	8,3221	56,5906	70,74	41 Jensen, Christian D
9	76	9,20	8,2609	56,1739	70,22	65 Falk, Robert
10	78	9,51	8,2019	55,7729	69,72	22 Gunnarsson, Robert
11	70	8,64	8,1019	55,0926	68,87	75 Hansen, Gert E
12	76	10,07	7,5472	51,3208	64,15	33 Tillström, Daniel
13	70	9,41	7,4389	50,5845	63,23	43 Petrovic, Sasa
14	74	9,97	7,4223	50,4714	63,09	7 Appelkvist, Magnus
15	72	10,13	7,1076	48,3317	60,41	11 Rånge, Niklas
16	72	10,31	6,9835	47,4879	59,36	6 Söderholm, Håkan T
17	72	10,59	6,7989	46,2323	57,79	74 Heidelberg, Carsten
18	70	10,34	6,7698	46,0348	57,54	23 Johansson, Mikael
19	78	11,81	6,6046	44,9111	56,14	14 Strandberg, Anders
20	64	9,95	6,4322	43,7387	54,67	17 Saxhög, Ulrik
21	68	10,62	6,4030	43,5405	54,43	27 Forslund, Tony
22	74	12,10	6,1157	41,5868	51,98	48 Guldstrand, Mårten
23	76	12,46	6,0995	41,4767	51,85	52 Lundin, Patrik
24	64	11,29	5,6687	38,5474	48,18	82 Wessman, Micke
25	68	12,22	5,5646	37,8396	47,30	92 Møller, Simon
26	62	11,52	5,3819	36,5972	45,75	62 Selimaj, Enver
27	72	14,81	4,8616	33,0587	41,32	86 Berg, Ulf
28	66	14,17	4,6577	31,6726	39,59	87 Nilsson, Jonas
29	51	11,35	4,4934	30,5551	38,19	49 Barkman, Niklas
30	47	11,32	4,1519	28,2332	35,29	16 Ingmansson, Hans
31	66	15,97	4,1327	28,1027	35,13	58 Gustafsson, Rickard
32	74	18,32	4,0393	27,4673	34,33	90 Höglund, Peter
33	68	19,76	3,4413	23,4008	29,25	35 Zigovic, Dzibo
34	48	14,11	3,4018	23,1325	28,92	88 Hedin, Per-Olof

MODIFIED -- Overall Stage Results

SweDen Cup 5

Printed augusti 10, 2008 at 18:09




Stage 5 -- Wall-I

	PTS	TIME	HIT FACTOR	STAGE POINTS	STAGE PERCENT	COMPETITOR # Name
1	74	8,14	9,0909	80,0000	100,00	25 Larsson, Peter

REVOLVER (STANDARD) -- Overall Stage Results

SweDen Cup 5

Printed augusti 10, 2008 at 18:09



Stage 5 -- Wall-I

	PTS	TIME	HIT FACTOR	STAGE POINTS	STAGE PERCENT	COMPETITOR # Name
1	74	14,62	5,0616	80,0000	100,00	36 Lindfors, Anders
2	75	17,20	4,3605	68,9189	86,15	50 Nielsen, Steen Pico
3	76	21,78	3,4894	55,1520	68,94	70 Wennerbom, Anders
4	78	23,70	3,2911	52,0178	65,02	26 Lundberg, Fredrik
5	76	24,45	3,1084	49,1293	61,41	55 Jensen, Hans Jörgen

OPEN -- Overall Stage Results

SweDen Cup 5

Printed augusti 10, 2008 at 18:09



Stage 6 -- Rapidfire

	PTS	TIME	HIT FACTOR	STAGE POINTS	STAGE PERCENT	COMPETITOR # Name
1	45	2,87	15,6794	45,0000	100,00	85 Saltin, Robert
2	42	2,86	14,6853	42,1469	93,66	93 Tran, Faj

STANDARD -- Overall Stage Results

SweDen Cup 5

Printed augusti 10, 2008 at 18:09



Stage 6 -- Rapidfire

	PTS	TIME	HIT FACTOR	STAGE POINTS	STAGE PERCENT	COMPETITOR # Name
1	45	2,88	15,6250	45,0000	100,00	51 Gustavsson, Lars
2	44	3,06	14,3791	41,4118	92,03	54 Hermander, Tomas
3	44	3,14	14,0127	40,3567	89,68	2 Hwass, Örjan
4	44	3,26	13,4969	38,8712	86,38	47 Krook, Oscar
5	37	2,76	13,4058	38,6087	85,80	44 Hallberg, Martin
6	45	3,37	13,3531	38,4570	85,46	73 Sandberg, Jens
7	45	3,43	13,1195	37,7843	83,97	67 Nilsson, Kim
8	38	3,09	12,2977	35,4175	78,71	46 Odgaard-Nexe, Adam
9	43	3,50	12,2857	35,3829	78,63	15 Gustafsson, Mattias
10	42	3,91	10,7417	30,9361	68,75	94 Petersen, Kristian H
11	43	4,01	10,7232	30,8828	68,63	30 Kastell, Peter
12	41	3,87	10,5943	30,5116	67,80	28 Holmberg, Daniel
13	41	3,89	10,5398	30,3548	67,46	81 Gustafsson, Nils Göran
14	42	4,03	10,4218	30,0149	66,70	31 Karlsson, Andreas
15	45	4,44	10,1351	29,1892	64,86	66 Andersen, Peter Munk
16	39	3,86	10,1036	29,0984	64,66	71 Fristrup, Klaus
17	43	4,28	10,0467	28,9346	64,30	39 Glad, Kalle
18	45	4,79	9,3946	27,0564	60,13	77 Persson, John
19	29	3,13	9,2652	26,6837	59,30	80 Jönsson, Mats
20	39	4,23	9,2199	26,5532	59,01	79 Rigtrup, Jørgen
21	43	4,67	9,2077	26,5182	58,93	84 Weisinger, Mark
22	39	4,32	9,0278	26,0000	57,78	64 Tillmar, Anders
23	41	4,55	9,0110	25,9516	57,67	1 Sandberg, Anders
24	33	3,68	8,9674	25,8261	57,39	10 Frederiksen, Rene
25	39	4,52	8,6283	24,8496	55,22	40 Forsberg, Andreas
26	41	5,05	8,1188	23,3822	51,96	8 Parasidis, Matheos
27	27	3,42	7,8947	22,7368	50,53	76 Schieck, Peter
28	26	3,36	7,7381	22,2857	49,52	32 Thörnberg, Jimmy
29	27	3,70	7,2973	21,0162	46,70	29 Bäckman, Anders
30	24	3,47	6,9164	19,9193	44,27	3 Mattila, Thomas
31	23	3,60	6,3889	18,4000	40,89	37 Bäckström, Mats O
32	45	8,52	5,2817	15,2113	33,80	56 Borg, Björn
33	45	8,82	5,1020	14,6939	32,65	34 Tollbom, Örjan
34	44	8,80	5,0000	14,4000	32,00	24 Ingemarsson, LarsÅke
35	25	5,04	4,9603	14,2857	31,75	63 Arvidsson, Anders

PRODUCTION -- Overall Stage Results

SweDen Cup 5

Printed augusti 10, 2008 at 18:09



Stage 6 -- Rapidfire

	PTS	TIME	HIT FACTOR	STAGE POINTS	STAGE PERCENT	COMPETITOR # Name
1	43	2,81	15,3025	45,0000	100,00	78 Hagemann, Lars
2	45	3,22	13,9752	41,0967	91,33	65 Falk, Robert
3	45	3,29	13,6778	40,2223	89,38	57 Nilsson, Daniel
4	41	3,12	13,1410	38,6438	85,88	12 Hjelm, Tommy
5	39	3,01	12,9568	38,1021	84,67	21 Larsen, Sören
6	35	2,85	12,2807	36,1138	80,25	13 Björk, Jörgen
7	45	3,79	11,8734	34,9159	77,59	17 Saxhøj, Ulrik
8	43	3,76	11,4362	33,6303	74,73	27 Forslund, Tony
9	43	3,77	11,4058	33,5411	74,54	74 Heidelberg, Carsten
10	37	3,30	11,2121	32,9715	73,27	7 Appelkvist, Magnus
11	37	3,42	10,8187	31,8146	70,70	20 Johannesson, Stefan
12	45	4,24	10,6132	31,2102	69,36	75 Hansen, Gert E
13	43	4,13	10,4116	30,6174	68,04	41 Jensen, Christian D
14	37	3,60	10,2778	30,2238	67,16	49 Barkman, Niklas
15	43	4,21	10,2138	30,0356	66,75	22 Gunnarsson, Robert
16	41	4,03	10,1737	29,9178	66,48	48 Guldstrand, Mårten
17	43	4,24	10,1415	29,8231	66,27	11 Rånge, Niklas
18	39	3,91	9,9744	29,3318	65,18	5 Rohlen, Anders
19	33	3,67	8,9918	26,4422	58,76	33 Tillström, Daniel
20	39	4,44	8,7838	25,8305	57,40	14 Strandberg, Anders
21	39	4,45	8,7640	25,7724	57,27	82 Wessman, Micke
22	43	4,97	8,6519	25,4427	56,54	86 Berg, Ulf
23	39	4,54	8,5903	25,2615	56,14	23 Johansson, Mikael
24	26	3,24	8,0247	23,5982	52,44	58 Gustafsson, Rickard
25	43	5,39	7,9777	23,4601	52,13	16 Ingmansson, Hans
26	41	5,30	7,7358	22,7488	50,55	43 Petrovic, Sasa
27	45	6,07	7,4135	21,8009	48,45	88 Hedin, Per-Olof
28	41	5,86	6,9966	20,5748	45,72	92 Møller, Simon
29	43	6,48	6,6358	19,5139	43,36	52 Lundin, Patrik
30	26	4,08	6,3725	18,7397	41,64	87 Nilsson, Jonas
31	24	4,52	5,3097	15,6143	34,70	35 Zigovic, Dzibo
32	41	7,96	5,1508	15,1468	33,66	90 Höglund, Peter
33	31	6,27	4,9442	14,5393	32,31	6 Söderholm, Håkan T
34	24	5,55	4,3243	12,7165	28,26	62 Selimaj, Enver

MODIFIED -- Overall Stage Results

SweDen Cup 5

Printed augusti 10, 2008 at 18:09




Stage 6 -- Rapidfire

	PTS	TIME	HIT FACTOR	STAGE POINTS	STAGE PERCENT	COMPETITOR # Name
1	42	4,00	10,5000	45,0000	100,00	25 Larsson, Peter

REVOLVER (STANDARD) -- Overall Stage Results

SweDen Cup 5

Printed augusti 10, 2008 at 18:09




Stage 6 -- Rapidfire

	PTS	TIME	HIT FACTOR	STAGE POINTS	STAGE PERCENT	COMPETITOR # Name
1	45	7,67	5,8670	45,0000	100,00	36 Lindfors, Anders
2	45	9,61	4,6826	35,9157	79,81	26 Lundberg, Fredrik
3	44	10,55	4,1706	31,9886	71,09	50 Nielsen, Steen Pico
4	45	11,16	4,0323	30,9274	68,73	70 Wennerbom, Anders
5	44	11,21	3,9251	30,1053	66,90	55 Jensen, Hans Jörgen

OPEN -- Overall Stage Results

SweDen Cup 5

Printed augusti 10, 2008 at 18:09



Stage 7 -- Captain Zoom

	PTS	TIME	HIT FACTOR	STAGE POINTS	STAGE PERCENT	COMPETITOR # Name
1	155	27,30	5,6777	160,0000	100,00	93 Tran, Faj
2	81	31,17	2,5987	73,2317	45,77	85 Saltin, Robert

STANDARD -- Overall Stage Results

SweDen Cup 5

Printed augusti 10, 2008 at 18:09



Stage 7 -- Captain Zoom

	PTS	TIME	HIT FACTOR	STAGE POINTS	STAGE PERCENT	COMPETITOR # Name
1	149	32,73	4,5524	160,0000	100,00	37 Bäckström, Mats O
2	149	35,07	4,2486	149,3242	93,33	76 Schieck, Peter
3	125	31,65	3,9494	138,8085	86,76	67 Nilsson, Kim
4	150	38,51	3,8951	136,8981	85,56	51 Gustavsson, Lars
5	150	39,16	3,8304	134,6258	84,14	30 Kastell, Peter
6	138	37,03	3,7267	130,9800	81,86	54 Hermander, Tomas
7	142	38,45	3,6931	129,7991	81,12	71 Fristrup, Klaus
8	140	38,31	3,6544	128,4386	80,27	24 Ingemarsson, LarsÅke
9	148	41,98	3,5255	123,9079	77,44	94 Petersen, Kristian H
10	147	42,66	3,4459	121,1089	75,69	8 Parasidis, Matheos
11	156	45,86	3,4017	119,5557	74,72	2 Hwass, Örjan
12	137	42,39	3,2319	113,5892	70,99	39 Glad, Kalle
13	129	40,07	3,2194	113,1488	70,72	31 Karlsson, Andreas
14	132	41,43	3,1861	111,9796	69,99	73 Sandberg, Jens
15	140	44,04	3,1789	111,7276	69,83	32 Thörnberg, Jimmy
16	109	34,48	3,1613	111,1064	69,44	79 Rigtrup, Jørgen
17	136	43,54	3,1236	109,7818	68,61	15 Gustafsson, Mattias
18	152	48,75	3,1179	109,5844	68,49	66 Andersen, Peter Munk
19	114	36,73	3,1037	109,0847	68,18	28 Holmberg, Daniel
20	146	47,16	3,0958	108,8075	68,00	84 Weisinger, Mark
21	142	45,94	3,0910	108,6368	67,90	10 Frederiksen, Rene
22	144	47,78	3,0138	105,9244	66,20	47 Krook, Oscar
23	152	50,72	2,9968	105,3281	65,83	29 Bäckman, Anders
24	144	49,82	2,8904	101,5871	63,49	56 Borg, Björn
25	140	48,93	2,8612	100,5617	62,85	46 Odgaard-Nexe, Adam
26	118	43,97	2,6836	94,3203	58,95	44 Hallberg, Martin
27	130	48,68	2,6705	93,8583	58,66	81 Gustafsson, Nils Göran
28	127	48,38	2,6251	92,2609	57,66	80 Jönsson, Mats
29	112	42,98	2,6059	91,5865	57,24	3 Mattila, Thomas
30	144	56,54	2,5469	89,5131	55,95	40 Forsberg, Andreas
31	108	60,91	1,7731	62,3182	38,95	64 Tillmar, Anders
32	135	87,54	1,5422	54,2010	33,88	34 Tollbom, Örjan
33	102	67,77	1,5051	52,8984	33,06	77 Persson, John
34	61	59,34	1,0280	36,1295	22,58	1 Sandberg, Anders
35	57	78,00	0,7308	25,6838	16,05	63 Arvidsson, Anders

PRODUCTION -- Overall Stage Results

SweDen Cup 5

Printed augusti 10, 2008 at 18:09



Stage 7 -- Captain Zoom

	PTS	TIME	HIT FACTOR	STAGE POINTS	STAGE PERCENT	COMPETITOR # Name
1	150	30,86	4,8607	160,0000	100,00	13 Björk, Jörgen
2	138	30,76	4,4863	147,6785	92,30	78 Hagemann, Lars
3	140	34,57	4,0498	133,3071	83,32	20 Johannesson, Stefan
4	144	38,73	3,7180	122,3882	76,49	65 Falk, Robert
5	154	41,53	3,7082	122,0628	76,29	33 Tillström, Daniel
6	150	40,51	3,7028	121,8860	76,18	57 Nilsson, Daniel
7	132	35,78	3,6892	121,4390	75,90	12 Hjelm, Tommy
8	152	43,84	3,4672	114,1294	71,33	11 Rånge, Niklas
9	136	40,10	3,3915	111,6398	69,77	22 Gunnarsson, Robert
10	154	45,54	3,3816	111,3147	69,57	74 Heidelberg, Carsten
11	138	40,90	3,3741	111,0658	69,42	21 Larsen, Sören
12	144	42,73	3,3700	110,9313	69,33	41 Jensen, Christian D
13	144	42,77	3,3668	110,8276	69,27	6 Söderholm, Håkan T
14	138	41,00	3,3659	110,7949	69,25	17 Saxhøj, Ulrik
15	136	40,65	3,3456	110,1293	68,83	23 Johansson, Mikael
16	127	39,83	3,1886	104,9586	65,60	48 Guldstrand, Mårten
17	133	43,03	3,0909	101,7431	63,59	75 Hansen, Gert E
18	127	42,35	2,9988	98,7131	61,70	7 Appelkvist, Magnus
19	135	47,88	2,8195	92,8120	58,01	43 Petrovic, Sasa
20	127	51,61	2,4608	81,0018	50,63	5 Rohlen, Anders
21	106	44,54	2,3799	78,3394	48,96	27 Forslund, Tony
22	128	54,08	2,3669	77,9109	48,69	88 Hedin, Per-Olof
23	140	59,95	2,3353	76,8712	48,04	14 Strandberg, Anders
24	126	55,49	2,2707	74,7447	46,72	58 Gustafsson, Rickard
25	138	66,21	2,0843	68,6089	42,88	90 Höglund, Peter
26	117	66,61	1,7565	57,8191	36,14	16 Ingmansson, Hans
27	97	58,56	1,6564	54,5250	34,08	92 Møller, Simon
28	98	60,96	1,6076	52,9183	33,07	87 Nilsson, Jonas
29	96	61,68	1,5564	51,2332	32,02	86 Berg, Ulf
30	125	82,23	1,5201	50,0385	31,27	52 Lundin, Patrik
31	81	53,79	1,5059	49,5688	30,98	49 Barkman, Niklas
32	100	78,20	1,2788	42,0938	26,31	62 Selimaj, Enver
33	83	75,65	1,0972	36,1155	22,57	35 Zigovic, Dzibo
34	13	74,95	0,1734	5,7095	3,57	82 Wessman, Micke

MODIFIED -- Overall Stage Results

SweDen Cup 5

Printed augusti 10, 2008 at 18:09




Stage 7 -- Captain Zoom

	PTS	TIME	HIT FACTOR	STAGE POINTS	STAGE PERCENT	COMPETITOR # Name
1	148	33,63	4,4008	160,0000	100,00	25 Larsson, Peter

REVOLVER (STANDARD) -- Overall Stage Results

SweDen Cup 5

Printed augusti 10, 2008 at 18:09



Stage 7 -- Captain Zoom

	PTS	TIME	HIT FACTOR	STAGE POINTS	STAGE PERCENT	COMPETITOR # Name
1	142	63,24	2,2454	160,0000	100,00	70 Wennerbom, Anders
2	153	69,22	2,2103	157,5010	98,44	26 Lundberg, Fredrik
3	150	69,49	2,1586	153,8128	96,13	55 Jensen, Hans Jörgen
4	151	74,95	2,0147	143,5585	89,72	36 Lindfors, Anders
5	150	81,67	1,8367	130,8736	81,80	50 Nielsen, Steen Pico

SweDen Cup 5

Printed augusti 10, 2008 at 18:09



Disqualified Shooters

<u>No.</u>	<u>Name</u>
------------	-------------

9	Andersson, Robert
---	-------------------